

Conical Connection
Product Catalog

2020

mis[®]

The MIS vision, to be the preferred choice of dentists worldwide by simplifying their world, has guided the company on its way. Through creative thinking, passion and persistence, driven to be better while maintaining its core values, MIS Implants Technologies Ltd. has evolved into the innovation hub of expertise that it is today, and is building its future through excellence.

In this catalog, you'll find the comprehensive range of MIS implants and their corresponding prosthetic components and tools, as well as regenerative solutions.









TABLE OF CONTENTS



IMPLANT SYSTEMS

4 - 29	Implant Systems
30 - 44	Tools
45 - 67	Kits



PROSTHETIC OPTIONS

68 - 71	Impression Coping
72 - 73	Temporary Restoration
74 - 79	Screw Retained Restoration
80 - 85	Digital Restoration
86 - 91	Cemented Restoration
92 - 102	Overdentures



MGUIDE - DIGITAL DENTISTRY

104 - 114 MGUIDE



REGENERATIVE SOLUTIONS


116 - 120 Bone Graft Substitutes
121 Barrier Membrane



ADDITIONAL
INFORMATION
122 - 127



INDEX





IMPLANT SYSTEMS.

MIS proudly offers an extensive range of implant systems, providing simple solutions for a wide variety of clinical scenarios, from basic to complex. Our implants are the outcome of an exceptionally high-level R&D process resulting in implant systems that are simple, yet offer enhanced functionality and performance features. MIS implants are made of biocompatible, medical grade titanium alloy, with a surface of the highest quality. They are treated by both sand-blasting and acid-etching, to promote extraordinary cleanliness and facilitate long-lasting osseointegration.











Implant
Systems

V3 Conical
Connection Ø3.30 NP



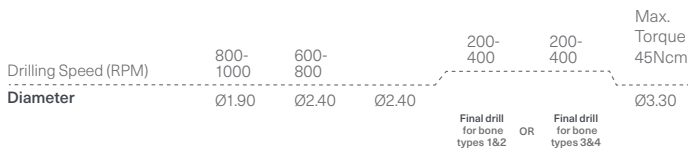
Implant Cover Screw
and Healing Caps:



	Cat. No.	Dimensions (mm)	Description	Material	Item includes
	V3-10330	Ø3.30 L=10	V3 conical connection implant, narrow platform	Titanium Alloy Ti 6Al 4V ELI	Cover screw Final drill
	V3-11330	Ø3.30 L=11.5	V3 conical connection implant, narrow platform	Titanium Alloy Ti 6Al 4V ELI	Cover screw Final drill
	V3-13330	Ø3.30 L=13	V3 conical connection implant, narrow platform	Titanium Alloy Ti 6Al 4V ELI	Cover screw Final drill
	V3-16330	Ø3.30 L=16	V3 conical connection implant, narrow platform	Titanium Alloy Ti 6Al 4V ELI	Cover screw Final drill

L = Length

Ø3.30mm Implant Procedure



The drilling sequence is illustrated using 11.50mm implants.

Procedure recommended by MIS cannot replace the judgment and professional experience of the surgeon.

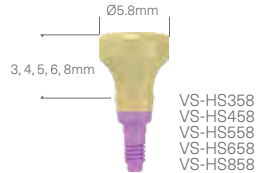
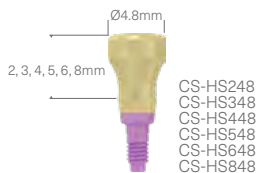



Implant Systems

V3 Conical Connection Ø3.90 SP



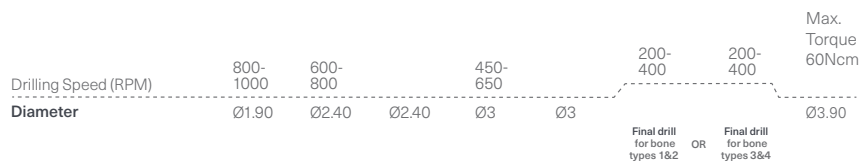
Implant Cover Screw and Healing Caps:



	Cat. No.	Dimensions (mm)	Description	Material	Item includes
	V3-08390	Ø3.90 L=8	V3 conical connection implant, standard platform	Titanium Alloy Ti 6Al 4V ELI	Cover screw Final drill
	V3-10390	Ø3.9 L=10	V3 conical connection implant, standard platform	Titanium Alloy Ti 6Al 4V ELI	Cover screw Final drill
	V3-11390	Ø3.90 L=11.5	V3 conical connection implant, standard platform	Titanium Alloy Ti 6Al 4V ELI	Cover screw Final drill
	V3-13390	Ø3.90 L=13	V3 conical connection implant, standard platform	Titanium Alloy Ti 6Al 4V ELI	Cover screw Final drill
	V3-16390	Ø3.90 L=16	V3 conical connection implant, standard platform	Titanium Alloy Ti 6Al 4V ELI	Cover screw Final drill

L = Length

Ø3.90mm Implant Procedure



The drilling sequence is illustrated using 11.50mm implants.

Procedure recommended by MIS cannot replace the judgment and professional experience of the surgeon.

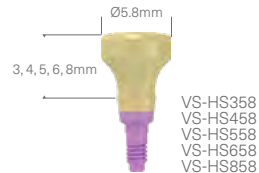
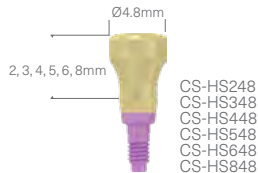


Implant
Systems

V3 Conical
Connection Ø4.30 SP



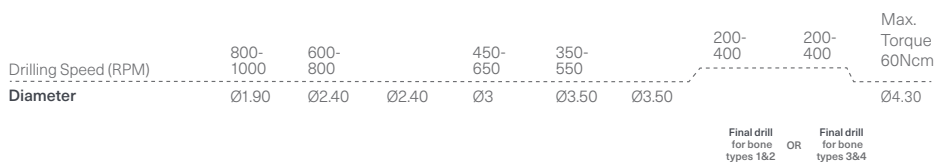
Implant Cover Screw
and Healing Caps:



	Cat. No.	Dimensions (mm)	Description	Material	Item includes
	V3-08430	Ø4.30 L=8	V3 conical connection implant, standard platform	Titanium Alloy Ti 6Al 4V ELI	Cover screw Final drill
	V3-10430	Ø4.30 L=10	V3 conical connection implant, standard platform	Titanium Alloy Ti 6Al 4V ELI	Cover screw Final drill
	V3-11430	Ø4.30 L=11.5	V3 conical connection implant, standard platform	Titanium Alloy Ti 6Al 4V ELI	Cover screw Final drill
	V3-13430	Ø4.30 L=13	V3 conical connection implant, standard platform	Titanium Alloy Ti 6Al 4V ELI	Cover screw Final drill
	V3-16430	Ø4.30 L=16	V3 conical connection implant, standard platform	Titanium Alloy Ti 6Al 4V ELI	Cover screw Final drill

L = Length

Ø4.30mm Implant Procedure



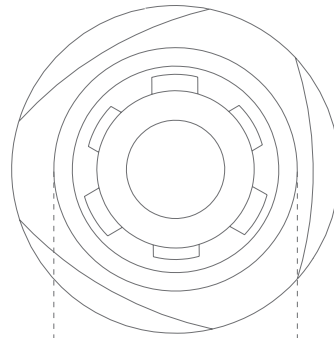
The drilling sequence is illustrated using 11.50mm implants.

Procedure recommended by MIS cannot replace the judgment and professional experience of the surgeon.




Implant Systems

V3 Conical Connection Ø5 SP



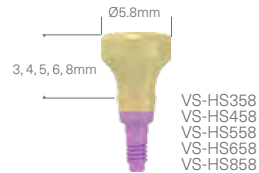
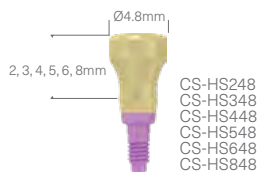
Ø3.15


Ø5



Ø4.50

Implant Cover Screw and Healing Caps:




	Cat. No.	Dimensions (mm)	Description	Material	Item includes
	V3-08500	Ø5 L=8	V3 conical connection implant, standard platform	Titanium Alloy Ti 6Al 4V ELI	Cover screw Final drill
	V3-10500	Ø5 L=10	V3 conical connection implant, standard platform	Titanium Alloy Ti 6Al 4V ELI	Cover screw Final drill
	V3-11500	Ø5 L=11.5	V3 conical connection implant, standard platform	Titanium Alloy Ti 6Al 4V ELI	Cover screw Final drill
	V3-13500	Ø5 L=13	V3 conical connection implant, standard platform	Titanium Alloy Ti 6Al 4V ELI	Cover screw Final drill
	V3-16500	Ø5 L=16	V3 conical connection implant, standard platform	Titanium Alloy Ti 6Al 4V ELI	Cover screw Final drill

L = Length

Ø5mm Implant Procedure

Drilling Speed (RPM)	800-1000	600-800	450-650	350-550	300-500	200-400	200-400	Max. Torque 60Ncm
Diameter	Ø1.90	Ø2.40	Ø2.40	Ø3	Ø3.50	Ø4	Ø4	Ø5



The drilling sequence is illustrated using 11.50mm implants.

Procedure recommended by MIS cannot replace the judgment and professional experience of the surgeon.









Implant Systems

C1 Conical Connection Ø3.30 NP



Implant Cover Screw and Healing Caps:




	Cat. No.	Dimensions (mm)	Description	Material	Item includes
	C1-10330	Ø3.3 L=10	C1 conical connection implant, narrow platform	Titanium Alloy Ti 6Al 4V ELI	Cover screw Final drill Temporary PEEK cylinder
	C1-11330	Ø3.3 L=11.5	C1 conical connection implant, narrow platform	Titanium Alloy Ti 6Al 4V ELI	Cover screw Final drill Temporary PEEK cylinder
	C1-13330	Ø3.3 L=13	C1 conical connection implant, narrow platform	Titanium Alloy Ti 6Al 4V ELI	Cover screw Final drill Temporary PEEK cylinder
	C1-16330	Ø3.3 L=16	C1 conical connection implant, narrow platform	Titanium Alloy Ti 6Al 4V ELI	Cover screw Final drill Temporary PEEK cylinder

L = Length

Ø3.30mm Implant Procedure

Drilling Speed (RPM)	1200-1500	900-1200	200-400	15-25
Diameter	Ø1.90	Ø2.40	Ø2.40	Ø3.30



Do not use the final drill for bone type 4.

The drilling sequence is illustrated using a 13mm implant.

Procedures recommended by MIS cannot replace the judgment and professional experience of the surgeon.


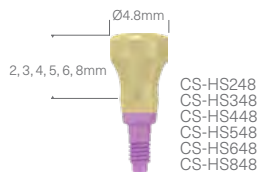


Implant Systems

C1 Conical Connection Ø3.75 SP



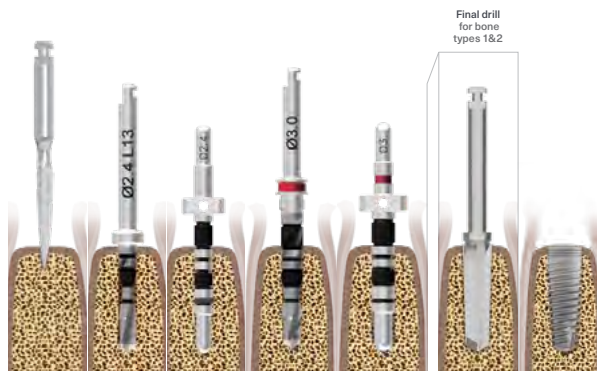
Implant Cover Screw and Healing Caps:



	Cat. No.	Dimensions (mm)	Description	Material	Item includes
	C1-08375	Ø3.75 L=8	C1 conical connection implant, standard platform	Titanium Alloy Ti 6Al 4V ELI	Cover screw Final drill Temporary PEEK cylinder
	C1-10375	Ø3.75 L=10	C1 conical connection implant, standard platform	Titanium Alloy Ti 6Al 4V ELI	Cover screw Final drill Temporary PEEK cylinder
	C1-11375	Ø3.75 L=11.5	C1 conical connection implant, standard platform	Titanium Alloy Ti 6Al 4V ELI	Cover screw Final drill Temporary PEEK cylinder
	C1-13375	Ø3.75 L=13	C1 conical connection implant, standard platform	Titanium Alloy Ti 6Al 4V ELI	Cover screw Final drill Temporary PEEK cylinder
	C1-16375	Ø3.75 L=16	C1 conical connection implant, standard platform	Titanium Alloy Ti 6Al 4V ELI	Cover screw Final drill Temporary PEEK cylinder

L = Length

Ø3.75mm Implant Procedure



Do not use the final drill for bone type 4.

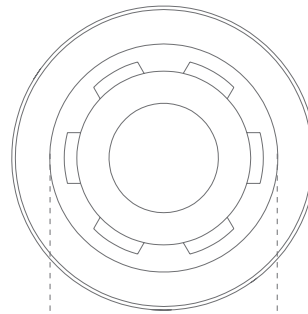
The drilling sequence is illustrated using a 13mm implant.

Procedures recommended by MIS cannot replace the judgment and professional experience of the surgeon.




Implant Systems

C1 Conical Connection Ø4.20 SP



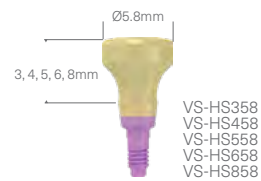
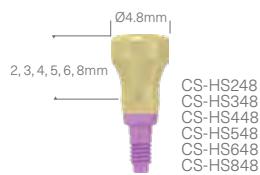
Ø3.15





Ø4.20



Ø3.60

Implant Cover Screw and Healing Caps:




	Cat. No.	Dimensions (mm)	Description	Material	Item includes
	C1-08420	Ø4.2 L=8	C1 conical connection implant, standard platform	Titanium Alloy Ti 6Al 4V ELI	Cover screw Final drill Temporary PEEK cylinder
	C1-10420	Ø4.2 L=10	C1 conical connection implant, standard platform	Titanium Alloy Ti 6Al 4V ELI	Cover screw Final drill Temporary PEEK cylinder
	C1-11420	Ø4.2 L=11.5	C1 conical connection implant, standard platform	Titanium Alloy Ti 6Al 4V ELI	Cover screw Final drill Temporary PEEK cylinder
	C1-13420	Ø4.2 L=13	C1 conical connection implant, standard platform	Titanium Alloy Ti 6Al 4V ELI	Cover screw Final drill Temporary PEEK cylinder
	C1-16420	Ø4.2 L=16	C1 conical connection implant, standard platform	Titanium Alloy Ti 6Al 4V ELI	Cover screw Final drill Temporary PEEK cylinder

L = Length

Ø4.20mm Implant Procedure

Drilling Speed (RPM)	1200-1500	900-1200	500-700	400-700	200-400	15-25
Diameter	Ø1.90	Ø2.40	Ø2.40	Ø3	Ø3.50	Ø3.50 Ø4 Ø4.20



Do not use the final drill for bone type 4.

The drilling sequence is illustrated using a 13mm implant.

Procedures recommended by MIS cannot replace the judgment and professional experience of the surgeon.








Implant
Systems

C1 Conical Connection Ø5 WP



Implant Cover Screw
and Healing Caps:




	Cat. No.	Dimensions (mm)	Description	Material	Item includes
	C1-08500	Ø5 L=8	C1 conical connection implant, wide platform	Titanium Alloy Ti 6Al 4V ELI	Cover screw Final drill Temporary PEEK cylinder
	C1-10500	Ø5 L=10	C1 conical connection implant, wide platform	Titanium Alloy Ti 6Al 4V ELI	Cover screw Final drill Temporary PEEK cylinder
	C1-11500	Ø5 L=11.5	C1 conical connection implant, wide platform	Titanium Alloy Ti 6Al 4V ELI	Cover screw Final drill Temporary PEEK cylinder
	C1-13500	Ø5 L=13	C1 conical connection implant, wide platform	Titanium Alloy Ti 6Al 4V ELI	Cover screw Final drill Temporary PEEK cylinder
	C1-16500	Ø5 L=16	C1 conical connection implant, wide platform	Titanium Alloy Ti 6Al 4V ELI	Cover screw Final drill Temporary PEEK cylinder

L = Length

Ø5mm Implant Procedure

Drilling Speed (RPM)	1200-1500	900-1200	500-700	400-700	400-600	200-400	15-25
Diameter	Ø1.90	Ø2.40	Ø2.40	Ø3	Ø3.50	Ø4	Ø4
							Ø4.10 Ø4.90



Do not use the final drill for bone type 4.

The drilling sequence is illustrated using a 13mm implant.









Procedures recommended by MIS cannot replace the judgment and professional experience of the surgeon.



Implant
Systems

B+ Implants



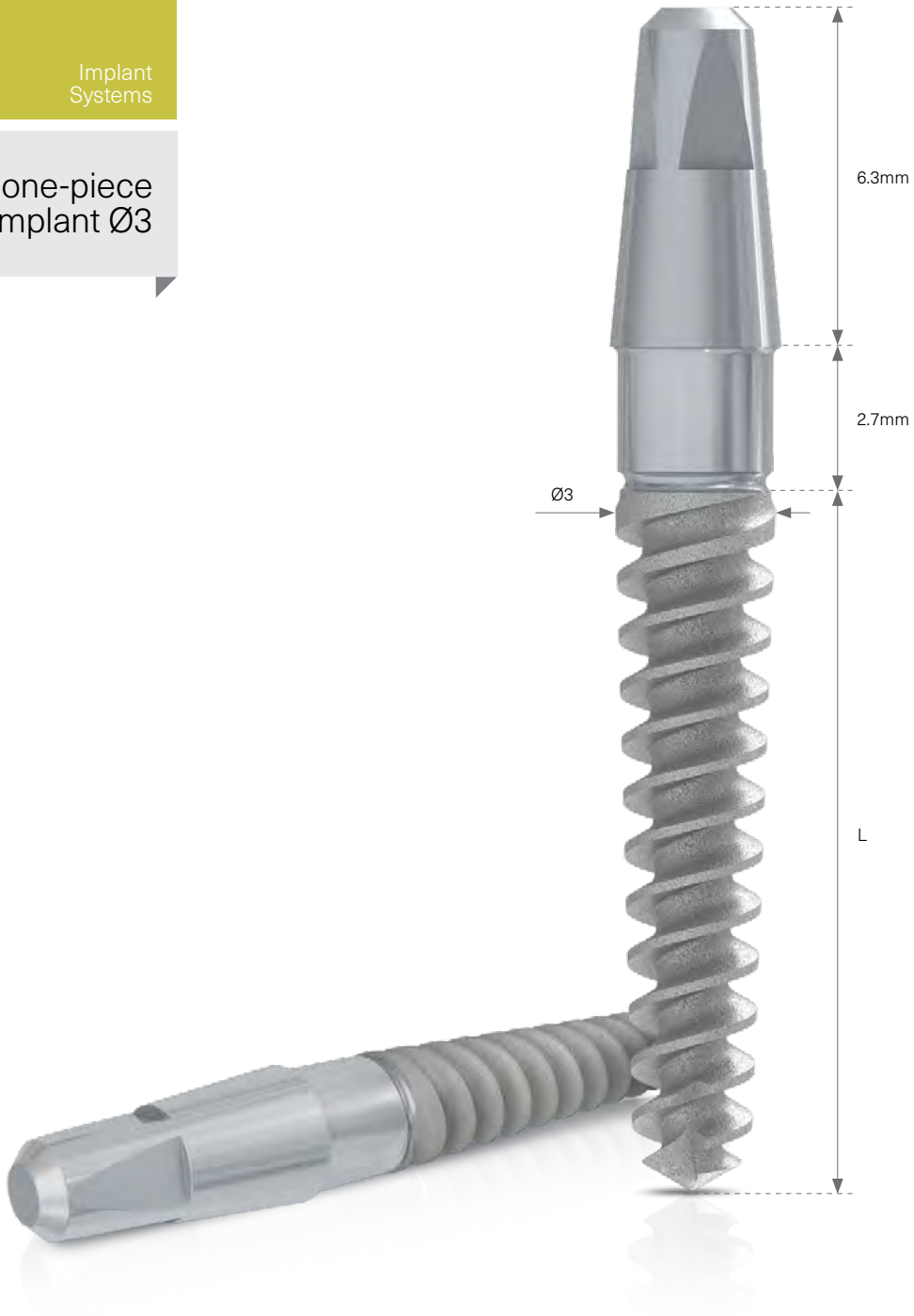
	Cat. No.	Dimensions (mm)	Description	Material	Item includes
	V3B-10330 V3B-11330 V3B-13330 V3B-16330	Ø3.30, L=10 Ø3.30, L=11.5 Ø3.30, L=13 Ø3.30, L=16	V3 B+ conical connection implant, narrow platform	Titanium Alloy Ti 6Al 4V ELI	Cover screw Final drill
	V3B-08390 V3B-10390 V3B-11390 V3B-13390 V3B-16390	Ø3.90, L=8 Ø3.90, L=10 Ø3.90, L=11.5 Ø3.90, L=13 Ø3.90, L=16	V3 B+ conical connection implant, standard platform	Titanium Alloy Ti 6Al 4V ELI	Cover screw Final drill
	V3B-08430 V3B-10430 V3B-11430 V3B-13430 V3B-16430	Ø4.30, L=8 Ø4.30, L=10 Ø4.30, L=11.5 Ø4.30, L=13 Ø4.30, L=16	V3 B+ conical connection implant, standard platform	Titanium Alloy Ti 6Al 4V ELI	Cover screw Final drill
	V3B-08500 V3B-10500 V3B-11500 V3B-13500 V3B-16500	Ø5, L=8 Ø5, L=10 Ø5, L=11.5 Ø5, L=13 Ø5, L=16	V3 B+ conical connection implant, standard platform	Titanium Alloy Ti 6Al 4V ELI	Cover screw Final drill
	C1B-10330 C1B-11330 C1B-13330 C1B-16330	Ø3.30, L=10 Ø3.30, L=11.5 Ø3.30, L=13 Ø3.30, L=16	C1 B+ conical connection implant, narrow platform	Titanium Alloy Ti 6Al 4V ELI	Cover screw Final drill Temporary PEEK cylinder
	C1B-08375 C1B-10375 C1B-11375 C1B-13375 C1B-16375	Ø3.75, L=8 Ø3.75, L=10 Ø3.75, L=11.5 Ø3.75, L=13 Ø3.75, L=16	C1 B+ conical connection implant, standard platform	Titanium Alloy Ti 6Al 4V ELI	Cover screw Final drill Temporary PEEK cylinder
	C1B-08420 C1B-10420 C1B-11420 C1B-13420 C1B-16420	Ø4.20, L=8 Ø4.20, L=10 Ø4.20, L=11.5 Ø4.20, L=13 Ø4.20, L=16	C1 B+ conical connection implant, standard platform	Titanium Alloy Ti 6Al 4V ELI	Cover screw Final drill Temporary PEEK cylinder
	C1B-08500 C1B-10500 C1B-11500 C1B-13500 C1B-16500	Ø5, L=8 Ø5, L=10 Ø5, L=11.5 Ø5, L=13 Ø5, L=16	C1 B+ conical connection implant, wide platform	Titanium Alloy Ti 6Al 4V ELI	Cover screw Final drill Temporary PEEK cylinder





L = Length



Implant
Systems

UNO one-piece
Implant Ø3




	Cat. No.	Dimensions (mm)	Description	Material	Item includes
	MO1-10300	Ø3 L=10	UNO one-piece implant	Titanium Alloy Ti 6Al 4V ELI	
	MO1-11300	Ø3 L=11.5	UNO one-piece implant	Titanium Alloy Ti 6Al 4V ELI	
	MO1-13300	Ø3 L=13	UNO one-piece implant	Titanium Alloy Ti 6Al 4V ELI	
	MO1-16300	Ø3 L=16	UNO one-piece implant	Titanium Alloy Ti 6Al 4V ELI	

L = Length

Ø3mm Implant Procedure

	1200-1500	900-1200	700-900	15-25	
Drilling Speed (RPM)					
Diameter	Ø1.90	Ø2	Ø2	Ø2.40	Ø2.40
					Ø3

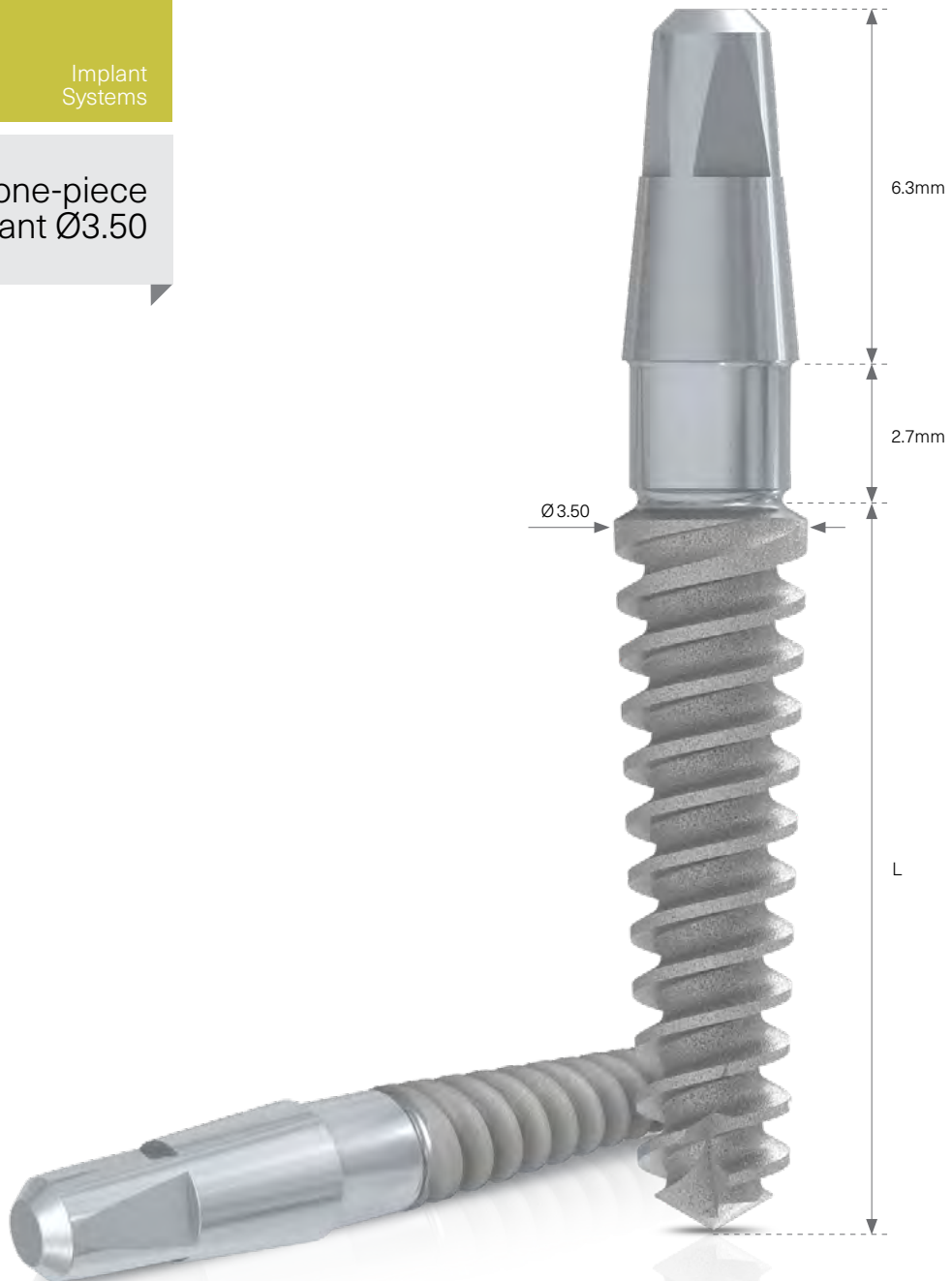






Procedures recommended by MIS cannot replace the judgment and professional experience of the surgeon.



Implant
Systems

UNO one-piece
Implant $\text{\O}3.50$



	Cat. No.	Dimensions (mm)	Description	Material	Item includes
	MO1-10350	Ø3.5 L=10	UNO one-piece implant	Titanium Alloy Ti 6Al 4V ELI	
	MO1-11350	Ø3.5 L=11.5	UNO one-piece implant	Titanium Alloy Ti 6Al 4V ELI	
	MO1-13350	Ø3.5 L=13	UNO one-piece implant	Titanium Alloy Ti 6Al 4V ELI	
	MO1-16350	Ø3.5 L=16	UNO one-piece implant	Titanium Alloy Ti 6Al 4V ELI	

L = Length

Ø3.50mm Implant Procedure

Drilling Speed (RPM)	1200-1500	900-1200		700-900	500-700		15-25
Diameter	Ø1.90	Ø2	Ø2	Ø2.40	Ø3	Ø3	Ø3.50


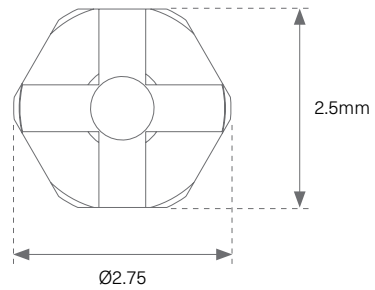










Procedures recommended by MIS cannot replace the judgment and professional experience of the surgeon.



Implant
Systems

LINK - Orthodontic Anchor Screw



	Cat. No.	Dimensions (mm)	Description	Material	Item includes
	MG2-06160	Ø1.6 L=6	LINK - Orthodontic anchor screw	Titanium Alloy Ti 6Al 4V ELI	
	MG2-08160	Ø1.6 L=8	LINK - Orthodontic anchor screw	Titanium Alloy Ti 6Al 4V ELI	
	MG2-10160	Ø1.6 L=10	LINK - Orthodontic anchor screw	Titanium Alloy Ti 6Al 4V ELI	
	MG2-12160	Ø1.6 L=12	LINK - Orthodontic anchor screw	Titanium Alloy Ti 6Al 4V ELI	
	MT-TDO01	Ø1 L=28	LINK - Orthodontic anchor pilot drill	Stainless steel	
	MT-SCD20	L=28	Short cross driver for orthodontic screws	Stainless steel	
	MT-LCD20	L=54	Long cross driver for orthodontic screws	Stainless steel	
	MT-MSD20	L=140	Surgical adapter driver	Stainless steel + Aluminum	










L = Length



Tools

Marking Drills



	Cat. No.	Dimensions (mm)	Description	Material	Sold
	MT-SMD10	L=30	Spade marking drill	Stainless steel	 
	MT-PDM24	Ø2.4 L=32	Position drill mill	Stainless steel	 
	MT-PD440	Ø4 L=32.7	Position drill	Stainless steel	 

L = Length



Tools

Pilot Drills, External Irrigation



	Cat. No.	Dimensions (mm)	Description	Material	Sold
	CT-P2408	Ø2.4/2.0 L=28	Step pilot drill with built-in stopper for 8mm length implants	Stainless steel	 
	CT-P2410	Ø2.4/2.0 L=28	Step pilot drill with built-in stopper for 10mm length implants	Stainless steel	 
	CT-P2411	Ø2.4/2.0 L=33	Step pilot drill with built-in stopper for 11.5mm length implants	Stainless steel	 
	CT-P2413	Ø2.4/2.0 L=33	Step pilot drill with built-in stopper for 13mm length implants	Stainless steel	 
	CT-P2416	Ø2.4/2.0 L=37.5	Step pilot drill for 16mm length implants	Stainless steel	 













L = Length



Tools

Step Drills, External Irrigation




	Cat. No.	Dimensions (mm)	Description	Material	Sold
	CT-TDC30	Ø3/2.4 L=37.5	Step drill, external irrigation	Stainless steel	 
	CT-TDC35	Ø3.5/3 L=37.5	Step drill, external irrigation	Stainless steel	 
	CT-TDC40	Ø4/3.5 L=37.5	Step drill, external irrigation	Stainless steel	 
	CT-TDC45	Ø4.5/4 L=37.5	Step drill, external irrigation	Stainless steel	 










L = Length



Tools

Countersinks



	Cat. No.	Dimensions (mm)	Description	Material	Sold
	MT-CSN33	Ø3.3 L=31	Countersink, narrow platform	Stainless steel	 
	MT-GDN33	Ø3.75/4.20 L=26	Countersink, standard platform	Stainless steel	 
	MT-GDN50	Ø5/6 L=26.8	Countersink, wide platform	Stainless steel	 
















L = Length












Tools

V3 Insertion Tools



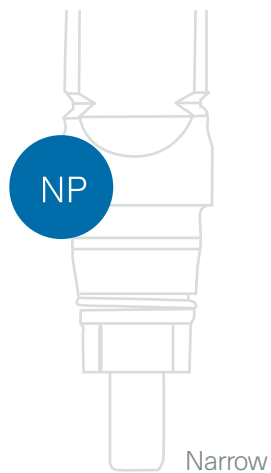
	Cat. No.	Dimensions (mm)	Description	Material	Sold
	CT-NLM30	L=29	V3 long motor insertion tool, conical connection, narrow platform	Stainless steel	 
	CT-NSM30	L=25	V3 short motor insertion tool, conical connection, narrow platform	Stainless steel	 
	CT-NLR30	L=32,4	V3 long ratchet insertion tool, conical connection, narrow platform	Stainless steel	 
	CT-NSR30	L=25	V3 short ratchet insertion tool, conical connection, narrow platform	Stainless steel	 
	CT-SLM30	L=29	V3 long motor insertion tool, conical connection, standard platform	Stainless steel	 

L = Length

	Cat. No.	Dimensions (mm)	Description	Material	Sold
	CT-SSM30	L=25	V3 short motor insertion tool, conical connection, standard platform	Stainless steel	 
	CT-SLR30	L=32.4	V3 long ratchet insertion tool, conical connection, standard platform	Stainless steel	 
	CT-SSR30	L=22.3	V3 short ratchet insertion tool, conical connection, standard platform	Stainless steel	 

L = Length

2 Platforms











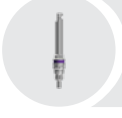













Tools

C1 Insertion Tools



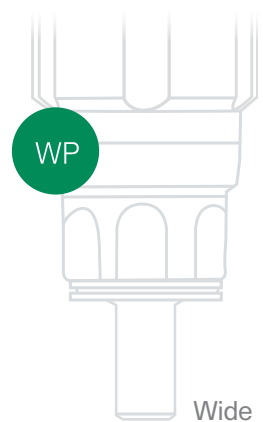
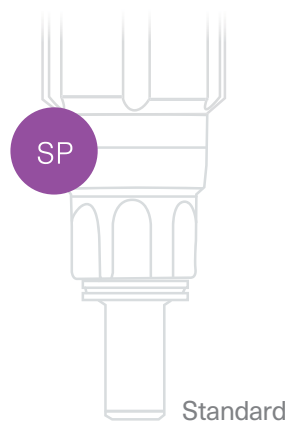
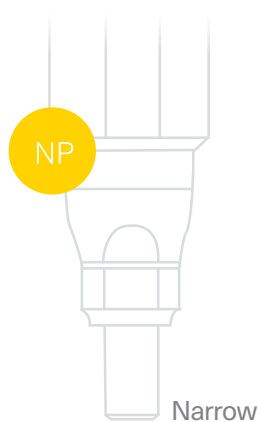
	Cat. No.	Dimensions (mm)	Description	Material	Sold
	CT-NLR10	L=32	C1 long ratchet insertion tool, conical connection, narrow platform	Stainless steel	 
	CT-NSR10	L=24.5	C1 short ratchet insertion tool, conical connection, narrow platform	Stainless steel	 
	CT-NLI10	L=32	C1 long motor insertion tool, conical connection, narrow platform	Stainless steel	 
	CT-NSI10	L=24.5	C1 short motor insertion tool, conical connection, narrow platform	Stainless steel	 
	CT-SLR10	L=33	C1 long ratchet insertion tool, conical connection, standard platform	Stainless steel	 
	CT-SSR10	L=23	C1 short ratchet insertion tool, conical connection, standard platform	Stainless steel	 

L = Length

	Cat. No.	Dimensions (mm)	Description	Material	Sold
	CT-SLI10	L=33	C1 long motor insertion tool, conical connection, standard platform	Stainless Steel	 
	CT-SSI10	L=25.5	C1 short motor insertion tool, conical connection, standard platform	Stainless Steel	 
	CT-WLR10	L=33	C1 long ratchet insertion tool, conical connection, wide platform	Stainless steel	 
	CT-WSR10	L=23	C1 short ratchet insertion tool, conical connection, wide platform	Stainless steel	 
	CT-WLI10	L=33	C1 long motor insertion tool, conical connection, wide platform	Stainless steel	 
	CT-WSI10	L=25.5	C1 short motor insertion tool, conical connection, wide platform	Stainless steel	 

L = Length

3 Platforms
















Tools

Surgical Tools















	Cat. No.	Dimensions (mm)	Description	Material	Sold
	MT-BT120	Ø1.4 L=100	Implant site depth probe	Stainless steel	 
	MT-RDE30	L=32	Extra-long driver for 0.05 inch hex.	Stainless steel	
	MT-RDL30	L=27	Long driver for 0.05 inch hex.	Stainless steel	 
	MT-RDS30	L=21.3	Short driver for 0.05 inch hex.	Stainless steel	 

L = Length

	Cat. No.	Dimensions (mm)	Description	Material	Sold
	MT-RDM30	L=11.5	Extra-short driver for 0.05 inch hex.	Stainless steel	
	MT-DE001	L=24	Drill extender	Stainless steel	 
	MT-RE172	L=28.5	Int. connection abutment extractor	Titanium	 
	MT-RE160	L=28.5	Int. connection abutment extractor, narrow platform	Titanium	 
	MT-PP240	Ø2.4-3 L=24	Parallel pin	Stainless steel	
	MT-LM005	L=30	Long motor adapter for 0.05 inch hex.	Stainless steel	 
	MT-SM005	L=24	Short motor adapter for 0.05 inch hex.	Stainless steel	
	MT-RKL21	L=18	UNO One-Piece long key	Stainless steel	 
	MT-RKS15	L=13.5	UNO One-Piece short key	Stainless steel	 
	MT-HKQ21	L=18.8	UNO One-Piece implant insertion tool	Stainless steel	
	MT-UML21	L=30	UNO One-Piece long motor adapter	Stainless steel	 
	MT-UMS21	L=22	UNO One-Piece implant short motor adapter	Stainless steel	


L = Length

Surgical Tools


	Cat. No.	Dimensions (mm)	Description	Material	Sold
	MT-SRA10	L=15.5	Square connection to ratchet adapter	Stainless steel	
	MT-TP500	Ø4.5 L=28	Tissue punch	Stainless steel	
	MT-RI030	L=84	Monoblock ratchet		 
	MT-RT070	L=95	Surgical torque ratchet		 
	MT-RA480	L=7.5	Ratchet to hex. adapter	Stainless steel	

L = Length

2 Connections



Motor Connection



Ratchet / Hand Connection



Tools



Prosthetic Instruments
































	Cat. No.	Dimensions (mm)	Description	Material	Sold
	MT-IT100	L=16.5	Impression coping key for closed tray	Stainless steel	
	MT-LM005	L=30	Long motor adapter for 0.05 inch hex.	Stainless steel	 
	MT-SM005	L=24	Short motor adapter for 0.05 inch hex.	Stainless steel	
	MT-MSD20	L=140	Surgical adapter driver	Stainless steel + Aluminum	 
	CT-UN001	L=24	Implant analog for universal hand driver, conical connection, narrow platform	Stainless steel	 
	CT-US001	L=24	Implant analog for universal hand driver, conical connection, standard platform	Stainless steel	 

L = Length

Prosthetic Instruments

	Cat. No.	Dimensions (mm)	Description	Material	Sold
	CT-UW001	L=24	Implant analog for universal hand driver, conical connection, wide platform	Stainless steel	 
	MT-HTS10	L=142.5	Technical hex. screwdriver	Stainless steel+ plastic	 
	MT-GDM01	Ø2/4/6/8	Gingival depth measuring instrument	Stainless steel	
	MM-LCT10	L=83	Locator core tool	Steel / Titanium Nitride coated Ti	 
	MM-RSD20	L=24	Locator long torque ratchet driver	Stainless steel	 
	MM-RSD15	L=19	Locator short torque ratchet driver	Stainless steel	 
	MT-RB225	L=22	Ball attachment anchor key	Stainless steel	 
	MT-NB225	L=22	Ball attachment anchor key	Stainless steel	
	MT-RDE30	L=32	Extra-long driver for 0.05 inch hex.	Stainless steel	
	MT-RDL30	L=27	Long driver for 0.05 inch hex.	Stainless steel	 
	MT-RDS30	L=21.3	Short driver for 0.05 inch hex.	Stainless steel	 
	MT-RDM30	L=11.5	Extra-short driver for 0.05 inch hex.	Stainless steel	

L = Length

	Cat. No.	Dimensions (mm)	Description	Material	Sold
	MT-RE172	L=28.5	Int. connection abutment extractor	Titanium	 
	MT-RE160	L=28.5	Int. connection abutment extractor, narrow platform	Titanium	 
	MT-MURL2	L=21	Straight Multi-Unit long ratchet key	Stainless steel	 
	MT-MURS2	L=16	Straight Multi-Unit short ratchet key	Stainless steel	
	MT-MUML2	L=31	Straight Multi-Unit long motor key	Stainless steel	
	MT-MUMS2	L=24	Straight Multi-Unit short motor key	Stainless steel	
	MT-RA480		Ratchet to hex. adapter	Stainless steel	
	MT-HHR13	L=28	Hand driver for 0.05 inch hex.	Stainless steel	
	MT-HHR07	L=22	Short screwdriver for 0.05 inch hex.	Stainless steel	
	MT-TSD10	L=50	Screwdriver for titanium ball cap	Stainless steel	
	ET-IT002		OT-Equator handling tool		 
	MT-RI040	L=95	Torque ratchet for prosthetic screws		 

L = Length



Kits

Conical Connection Surgical Kit

MK-T051
Conical connection surgical kit



	Cat. No.	Dimensions (mm)	Description	Material	Sold
	MT-SMD10	L=30	Spade marking drill	Stainless steel	 
	MT-PDM24	Ø2.4 L=32	Position drill mill	Stainless steel	 
	MT-PD440	Ø4 L=32.7	Position drill	Stainless steel	 
	CT-P2408	Ø2.4/2.0 L=28	Step pilot drill with built-in stopper for 8mm length implants	Stainless steel	 

L = Length








	Cat. No.	Dimensions (mm)	Description	Material	Sold
	CT-P2410	Ø2.4/2.0 L=28	Step pilot drill with built-in stopper for 10mm length implants	Stainless steel	 
	CT-P2411	Ø2.4/2.0 L=33	Step pilot drill with built-in stopper for 11.5mm length implants	Stainless steel	 
	CT-P2413	Ø2.4/2.0 L=33	Step pilot drill with built-in stopper for 13mm length implants	Stainless steel	 
	CT-P2416	Ø2.4/2.0 L=37.5	Step pilot drill for 16mm length implants	Stainless steel	 
	CT-BTC24	Ø2.4 L=28.5	Body try-in	Titanium	 
	CT-BTC30	Ø3 L=28.5	Body try-in	Titanium	 
	CT-BTC35	Ø3.5 L=28.5	Body try-in	Titanium	 
	CT-BTC40	Ø4 L=28.5	Body try-in	Titanium	 
	CT-TDC30	Ø3/2.4 L=37.5	Step drill, external irrigation	Stainless steel	 
	CT-TDC35	Ø3.5/3 L=37.5	Step drill, external irrigation	Stainless steel	 
	CT-TDC40	Ø4/3.5 L=37.5	Step drill, external irrigation	Stainless steel	 
	MT-CSN33	Ø3.3 L=31	Countersink, narrow platform	Stainless steel	 

L = Length

Conical Connection Surgical Kit














	Cat. No.	Dimensions (mm)	Description	Material	Sold
	MT-GDN33	Ø3.75/4.2 L=26	Countersink, standard platform	Stainless steel	 
	MT-GDN50	Ø5/6 L=26.8	Countersink, wide platform	Stainless steel	 
	CT-NLM30	L=29	V3 long motor insertion tool, conical connection, narrow platform	Stainless steel	 
	CT-NLR30	L=32.4	V3 long ratchet insertion tool, conical connection, narrow platform	Stainless steel	 
	CT-NSM30	L=25	V3 short motor insertion tool, conical connection, narrow platform	Stainless steel	 
	CT-NSR30	L=25	V3 short ratchet insertion tool, conical connection, narrow platform	Stainless steel	 
	CT-SLM30	L=29	V3 long motor insertion tool, conical connection, standard platform	Stainless steel	 
	CT-SLR30	L=32.4	V3 long ratchet insertion tool, conical connection, standard platform	Stainless steel	 
	CT-SSM30	L=25	V3 short motor insertion tool, conical connection, standard platform	Stainless steel	 
	CT-SSR30	L=22.3	V3 short ratchet insertion tool, conical connection, standard platform	Stainless steel	 
	CT-NLI10	L=32	C1 long motor insertion tool, conical connection, narrow platform	Stainless steel	 
	CT-NLR10	L=32	C1 long ratchet insertion tool, conical connection, narrow platform	Stainless steel	 

L = Length

	Cat. No.	Dimensions (mm)	Description	Material	Sold
	CT-NSI10	L=24.5	C1 short motor insertion tool, conical connection, narrow platform	Stainless steel	 
	CT-NSR10	L=24.5	C1 short ratchet insertion tool, conical connection, narrow platform	Stainless steel	 
	CT-SLI10	L=33	C1 long motor insertion tool, conical connection, standard platform	Stainless Steel	 
	CT-SLR10	L=33	C1 long ratchet insertion tool, conical connection, standard platform	Stainless steel	 
	CT-SSI10	L=25.5	C1 short motor insertion tool, conical connection, standard platform	Stainless Steel	 
	CT-SSR10	L=23	C1 short ratchet insertion tool, conical connection, standard platform	Stainless steel	 
	CT-WLI10	L=33	C1 long motor insertion tool, conical connection, wide platform	Stainless steel	 
	CT-WLR10	L=33	C1 long ratchet insertion tool, conical connection, wide platform	Stainless steel	 
	CT-WSI10	L=25.5	C1 short motor insertion tool, conical connection, wide platform	Stainless steel	 
	CT-WSR10	L=23	C1 short ratchet insertion tool, conical connection, wide platform	Stainless steel	 
	MT-RE160	L=28.5	Int. connection abutment extractor, narrow platform	Titanium	 
	MT-RE172	L=28.5	Int. connection abutment extractor	Titanium	 

L = Length

Conical Connection Surgical Kit

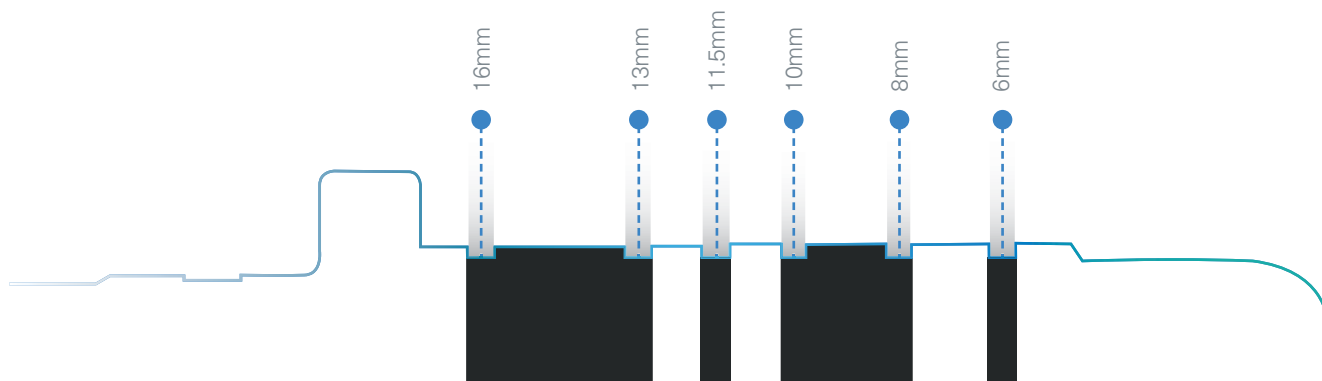
	Cat. No.	Dimensions (mm)	Description	Material	Sold
	MT-DE001	L=24	Drill extender	Stainless steel	 
	MT-RDL30	L=27	Long driver for 0.05 inch hex.	Stainless steel	 
	MT-RDS30	L=21.3	Short driver for 0.05 inch hex.	Stainless steel	 
	MT-BT120	Ø1.4 L=100	Implant site depth probe	Stainless steel	 
	MT-RT070	L=95	Surgical torque ratchet		 

L = Length



6

Marking Options - Body Try-ins





Kits

Drill Replacement kit Conical Connection



MK-CD01
Drill replacement kit

	Cat. No.	Dimensions (mm)	Description	Material	Sold
	CT-P2408	Ø2.4/2.0 L=28	Step pilot drill with built-in stopper for 8mm length implants	Stainless steel	 
	CT-P2410	Ø2.4/2.0 L=28	Step pilot drill with built-in stopper for 10mm length implants	Stainless steel	 
	CT-P2411	Ø2.4/2.0 L=33	Step pilot drill with built-in stopper for 11.5mm length implants	Stainless steel	 
	CT-P2413	Ø2.4/2.0 L=33	Step pilot drill with built-in stopper for 13mm length implants	Stainless steel	 
	CT-P2416	Ø2.4/2.0 L=37.5	Step pilot drill for 16mm length implants	Stainless steel	 
	CT-TDC30	Ø3/2.4 L=37.5	Step drill, external irrigation	Stainless steel	 
	CT-TDC35	Ø3.5/3 L=37.5	Step drill, external irrigation	Stainless steel	 
	CT-TDC40	Ø4/3.5 L=37.5	Step drill, external irrigation	Stainless steel	 

L = Length




Kits

Bone Profiler Kit Conical Connection

MK-0060
Bone Profiler Kit



	Cat. No.	Dimensions (mm)	Description	Material	Sold
	CT-BP320	Ø3.2 L=28.4	Bone Profiler, conical connection, narrow platform	Stainless steel	 
	CT-BP355	Ø3.55 L=28.4	Bone Profiler, conical connection, standard platform	Stainless steel	 
	CT-BP460	Ø4.6 L=28.4	Bone Profiler, conical connection, wide platform	Stainless steel	 
	CT-BGP32	Ø3.2 L=11.7	Bone Profiler guide pin, conical connection, narrow platform	Stainless steel	
	CT-BGP35	Ø3.55 L=11.7	Bone Profiler guide pin, conical connection, standard platform	Stainless steel	
	CT-BGP46	Ø4.6 L=11.7	Bone Profiler guide pin, conical connection, wide platform	Stainless steel	

L = Length













Kits

UNO Implant Surgical Kit



















MK-0036
UNO Surgical Kit



Cat. No.	Dimensions (mm)	Description	Material	Sold
 MT-SMD10	L=30	Spade marking drill	Stainless steel	 
 MT-P2416	Ø2.4 L=37.5	Pilot drill for 16mm length implants	Stainless steel	 
 MT-TDN20	Ø2 L=37.3	Pilot drill, external irrigation	Stainless steel	 
 MT-TDT30	Ø3 L=37.5	Twist drill, external irrigation	Stainless steel	 

L = Length

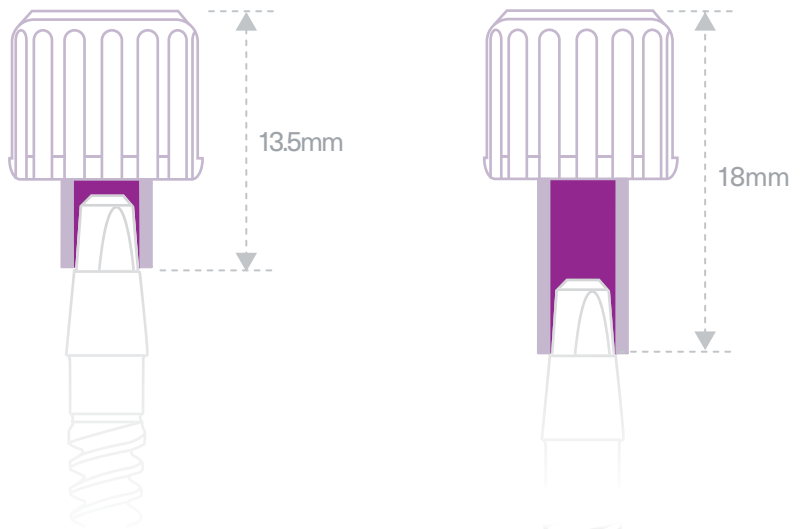
Bone Compression Kit

Cat. No.	Dimensions (mm)	Description	Material	Sold
 MT-BTT20	Ø2 L=28.5	Body try-in	Titanium	 
 MT-UML21	L=30	UNO One-Piece long motor adapter	Stainless steel	 
 MT-PP001	Ø2.0/3.2 L=24	Parallel pin	Stainless steel	 
 MT-RKL21	L=18	UNO One-Piece long key	Stainless steel	 
 MT-RKS15	L=13.5	UNO One-Piece short key	Stainless steel	 
 MT-RI030	L=84	Monoblock ratchet		 

L = Length



2 Key Heights





Kits

Drill Stoppers Kit, Standard Platform

Following the use of MIS length-based pilot drills, the C1 Standard Platform Stoppers Kit ensures drilling to the exact desired depth. The kit includes the most commonly used implant lengths: 8, 10, 11.5 and 13mm. The Drill Stoppers Kits are suitable for both V3 and C1 conical connection implant systems.



Cat. No.	Dimensions (mm)	Description	Material	Sold
----------	-----------------	-------------	----------	------



MK-BC101

Drill stoppers kit, conical connection,
standard platform

L = Length











Kits

Drill Stoppers Kit, Depth-Based

(MK-CDS(06-13)
Drill stoppers kit



Cat. No.	Dimensions (mm)	Description	Material	Sold
 MK-CDS08	L=8	Drill stoppers kit for 8mm length implants, conical connection		
 MK-CDS10	L=10	Drill stoppers kit for 10mm length implants, conical connection		
 MK-CDS11	L=11.5	Drill stoppers kit for 11.5mm length implants, conical connection		
 MK-CDS13	L=13	Drill stoppers kit for 13mm length implants, conical connection		

L = Length



Kits

Bone Compression Kit





















MK-0020
Bone Compression Kit

	Cat. No.	Dimensions (mm)	Description	Material	Sold
	MO-CO160	Ø1.8/2.9 L=25	Convex compression screw	Stainless steel	
	MO-CO200	Ø2.3/3.3 L=25	Convex compression screw	Stainless steel	
	MO-CO240	Ø2.7/3.7 L=25	Convex compression screw	Stainless steel	
	MO-CO280	Ø3.1/4.5 L=25	Convex compression screw	Stainless steel	
	MO-SO300	Ø3 L=25	Concave sinus screw	Stainless steel	
	MO-SO350	Ø3.5 L=25	Concave sinus screw	Stainless steel	
	MO-SO400	Ø4 L=25	Concave sinus screw	Stainless steel	

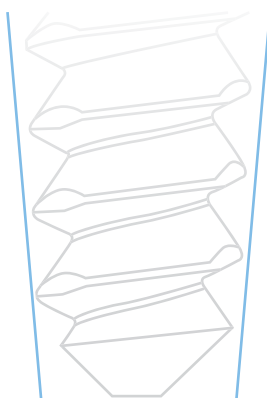
L = Length

Bone Compression Kit

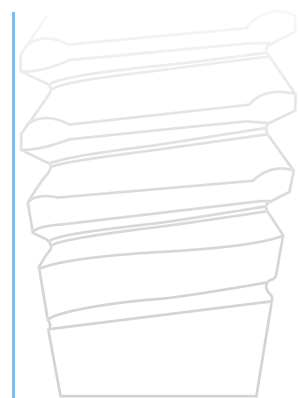
	Cat. No.	Dimensions (mm)	Description	Material	Sold
	MT-SMD10	L=30	Spade marking drill	Stainless steel	 
	MT-HS10	L=24.4	Short motor insertion tool, internal hex.	Stainless steel	 
	MT-HL10	L=28.2	Long motor insertion tool, internal hex.	Stainless steel	 
	MT-SRH20	L=22.3	Short ratchet insertion tool, internal hex.	Stainless steel	 
	MT-LRH20	L=32.3	Long ratchet insertion tool, internal hex.	Stainless steel	 
	MT-RI030	L=84	Monoblock ratchet		 

L = Length

2 Surgical Procedures



Bone Compression



Sinus Lifting



Kits

Sinus Lift Osteotome Set

The MIS Sinus Lift Osteotome Set is used for closed sinus augmentation procedures. The set includes four straight and four bayonet concave tools. All tools are laser marked for depths of 6, 11 and 15mm, and are equipped with stoppers for convenience and safety.



Cat. No.	Dimensions (mm)	Description	Material	Sold
----------	-----------------	-------------	----------	------



MK-0023

Sinus lift osteotome set

L = Length



Kits

Convex Osteotome Set

The MIS Convex Osteotome Set is used for closed sinus augmentation procedures. The set includes four straight and four bayonet convex tools. All tools are laser marked for depths of 6, 11 and 15mm, and are equipped with stoppers for convenience and safety.



Cat. No.	Dimensions (mm)	Description	Material	Sold
MK-0024		Convex osteotome set		

L = Length



Kits

Prosthetic Tools Kit


MK-0039
Prosthetic Tools Kit
















Cat. No.	Dimensions (mm)	Description	Material	Sold
 MT-RDS30	L=21.3	Short driver for 0.05 inch hex.	Stainless steel	 
 MT-RDL30	L=27	Long driver for 0.05 inch hex.	Stainless steel	 
 MT-SM005	L=24	Short motor adapter for 0.05 inch hex.	Stainless steel	
 MT-LM005	L=30	Long motor adapter for 0.05 inch hex.	Stainless steel	 
 MT-MURL2	L=21	Straight Multi-Unit long ratchet key	Stainless steel	 

L = Length

Prosthetic Tools Kit

	Cat. No.	Dimensions (mm)	Description	Material	Sold
	MT-MUML2	L=31	Straight Multi-Unit long motor key	Stainless steel	
	MT-RE172	L=28.5	Int. connection abutment extractor	Titanium	 
	MT-RE160	L=28.5	Int. connection abutment extractor, narrow platform	Titanium	 
	MM-RSD15	L=19	Locator short torque ratchet driver	Stainless steel	 
	MM-RSD20	L=24	Locator long torque ratchet driver	Stainless steel	 
	MT-RB225	L=22	Ball attachment anchor key	Stainless steel	 
	MT-UN002	L=24	Implant analog for universal hand driver, internal hex., narrow platform	Stainless steel	 
	MT-US002	L=24	Implant analog for universal hand driver, internal hex., standard platform	Stainless steel	 
	MT-UW002	L=24	Implant analog for universal hand driver, internal hex., wide platform	Stainless steel	 
	CT-UN001	L=24	Implant analog for universal hand driver, conical connection, narrow platform	Stainless steel	 
	CT-US001	L=24	Implant analog for universal hand driver, conical connection, standard platform	Stainless steel	 
	CT-UW001	L=24	Implant analog for universal hand driver, conical connection, wide platform	Stainless steel	 

L = Length

	Cat. No.	Dimensions (mm)	Description	Material	Sold
	ET-IT002		OT-Equator handling tool		 
	MM-LCT10	L=83	Locator core tool	Steel / Titanium Nitride coated Ti	 
	MT-MSD20	L=140	Surgical adapter driver	Stainless steel + Aluminum	 
	MT-ELR10	L=22.5	Long ratchet key for angled screw channel	Stainless steel	
	MT-RI040	L=95	Torque ratchet for prosthetic screws		 

L = Length



4

Prosthetic Options

2

Implant Connections



Hex. Connection



Conical
Connection



Kits

Abutment Holding System Kit

The abutment holding system allows convenient grip of prosthetic components for adjustments and preparation of both ceramic and titanium abutments.



Cat. No.	Dimensions (mm)	Description	Material	Sold
----------	-----------------	-------------	----------	------



MK-C101

Abutment holding system kit, conical connection



Kits

Crown Set

The MIS Crown Set is a delivery system comprised of an auto-mix, easy-to-use dispensing syringe and disposable dispensing tips. The resin-based cement combines high retention properties along with the ability to remove a restoration if needed. The cement sets within 90 seconds and allows easy removal of excess material. Note: Abutments should be sand-blasted prior to cementation to achieve maximum retention.



Cat. No.	Dimensions (mm)	Description	Material	Sold
----------	-----------------	-------------	----------	------



MK-0022

Crown set



Kits

Zircon Diamond Burr Set

MK-DB01
Zircon Diamond Burr Set



Cat. No.	Dimensions (mm)	Description	Material	Sold
 MT-A4022		Diamond burr, 2.20mm		
 MT-B4018		Diamond burr, 1.80mm		
 MT-F2121		Diamond burr, 2.10mm		
 MT-K2023		Diamond burr, 2.30mm		
 MT-C3125		Diamond burr, 2.50mm		









L = Length

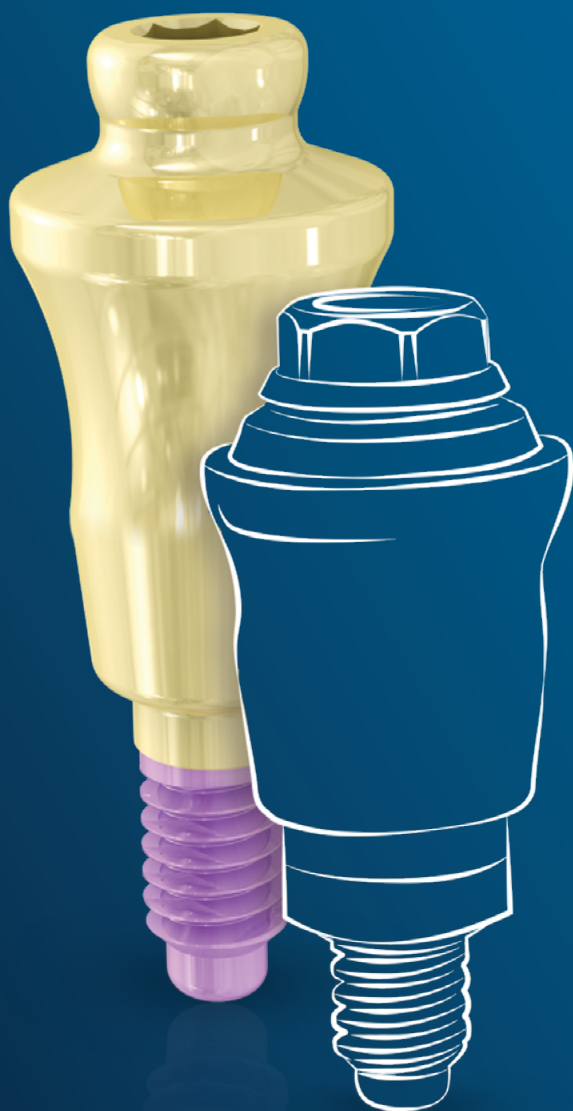


Kits

Control Units



	Cat. No.	Dimensions (mm)	Description	Material	Sold
	MWH-SE236		MIS basic physio and contra angle set (230 V)		
	MWH-SE237		MIS basic physio and contra angle set (115 V)		
	MWH-SE225		MIS basic physio and contra angle LED set (230 V)		
	MWH-SE226		MIS basic physio and contra angle LED set (115 V)		
	MWH-2STUB		Irrigation system 1/2 way		
	MWH-MMOTR		Micro motor and cord kit		
	MWH-M7559		Surgical contra-angle 20:1		
	MWH-CAL02		Surgical contra-angle LED 20:1		





PROSTHETIC OPTIONS.

MIS offers a comprehensive range of prosthetic systems, which are suitable for any indication and procedure type. Combined with a wide variety of supporting tools, our products are designed to provide the biological advantages that are critical for successful treatment. MIS superstructures are designed to meet all prosthetic needs and fit all accepted working methods. Abutments are available in a wide range of heights, gingival collar heights, angles and margin types, as well as a line of concave emergence profile abutments which are designed to facilitate better soft tissue management and growth. MIS offers solutions for both screw retained and cement retained restorations.





Impression
Coping

Analogs and Impression Coping















	Cat. No.	Implant	Dimensions (mm)	Description	Material	Platform	
	CN-IO330 VN-IO401 CS-IO375 CW-IO500	NP NP SP WP	C1 V3 V3/C1 C1	Ø3.3, L=11 Ø3.3, L=11 Ø3.75, L=11 Ø5, L=11	Impression coping for open tray, conical connection	Titanium	
	CN-IO405 VN-IO405 CS-IO485 CW-IO555	NP NP SP WP	C1 V3 V3/C1 C1	Ø3.3, L=15 Ø3.3, L=15 Ø3.75, L=15 Ø5, L=15	Impression coping for open tray, conical connection	Titanium	
	CN-IO331 VN-IO331 CS-IO391 CW-IO501	NP NP SP WP	C1 V3 V3/C1 C1	Ø2.8, L=11 Ø2.8, L=11 Ø3.2, L=11 Ø4.1, L=11	Thin impression coping for open tray, conical connection	Titanium	
	CN-IO335 VN-IO335 CS-IO395 CW-IO505	NP NP SP WP	C1 V3 V3/C1 C1	Ø2.8, L=15 Ø2.8, L=15 Ø3.2, L=15 Ø4.1, L=15	Thin impression coping for open tray, conical connection	Titanium	
	CN-IC401 VN-IC401 CS-IC481 CW-IC551	NP NP SP WP	C1 V3 V3/C1 C1	Ø3.9, L=11 Ø3.9, L=11 Ø4.5, L=11 Ø4.5, L=11	Impression coping for closed tray, conical connection	Titanium	

H = Gingival height

C = Crown height

L = Length

	Cat. No.	Implant	Dimensions (mm)	Description	Material	Platform	
	CN-IC405 VN-IC405 CS-IC485 CW-IC555	NP NP SP WP	C1 V3 V3/C1 C1	Ø3.9, L=15 Ø3.9, L=15 Ø4.5, L=15 Ø4.5, L=15	Impression coping for closed tray, conical connection	Titanium	
	CN-IT300 VN-IC400 CS-IT300 CW-IT300	NP NP SP WP	C1 V3 V3/C1 C1	Ø4, H=2, C=6 Ø4, H=2, C=6 Ø4.8, H=2, C=6 Ø5.5, H=2, C=6	Direct impression coping for closed tray, conical connection	Titanium	
	CN-PF330 VN-PF340 CS-PF375 CW-PF500	NP NP SP WP	C1 V3 V3/C1 C1	Ø2.8, L=11 Ø2.8, L=15.6 Ø3.2, L=16.3 Ø5.5, L=16.3	Direct press fit for closed tray, conical connection	Titanium	
	CN-RSM10 VN-RSM10 CS-RSM10 CW-RSM10	NP NP SP WP	C1 V3 V3/C1 C1	Ø3.3, L=12.7 Ø3.3, L=12.7 Ø3.75, L=12 Ø5, L=12	Implant analog, conical connection	Titanium	
	MN-S0160 MD-S0220 MD-S0220	NP SP WP	V3/C1 V3/C1 V3/C1	L=7.6	Direct prosthetic screw, 30 Ncm	Titanium	
	MN-G0160 MD-G0213 MD-G0213	NP SP WP	V3/C1 V3/C1 V3/C1	L=23	Direct impression coping guide pin for open tray	Titanium	

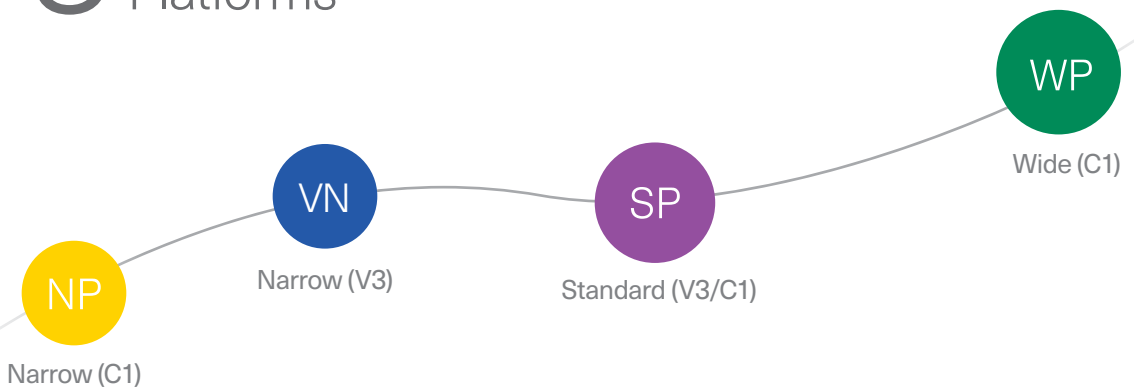
H = Gingival height

C = Crown height

L = Length




3 Platforms

















Temporary
Restoration

Temporary Cylinders















Cat. No.	Implant	Dimensions (mm)	Description	Material	Platform
	CN-TC013 NP	V3/C1	Ø4, H=1, C=10	Titanium	  
	CS-TC013 SP	V3/C1	Ø4.8, H=1, C=10		
	VS-TC013 SP	V3/C1	Ø5.8, H=1, C=10		
	CW-TC013 WP	C1	Ø5.5, H=1, C=10		
	CN-TC113 NP	C1	Ø4, H=1, C=10	Titanium	  
	VN-TC113 NP	V3	Ø4, H=1, C=10		
	CS-TC113 SP	V3/C1	Ø4.8, H=1, C=10		
	VS-TC113 SP	V3/C1	Ø5.8, H=1, C=10		
	CW-TC113 WP	C1	Ø5.5, H=1, C=10		
	CN-TC023 NP	V3/C1	Ø4, H=2, C=10	Titanium	  
	CS-TC023 SP	V3/C1	Ø4.8, H=2, C=10		
	VS-TC023 SP	V3/C1	Ø5.8, H=2, C=10		
	CW-TC023 WP	C1	Ø5.5, H=2, C=10		

H = Gingival height

C = Crown height

L = Length


	Cat. No.	Implant	Dimensions (mm)	Description	Material	Platform	
	CN-TCI23 VN-TCI23 CS-TCI23 VS-TCI23 CW-TCI23	NP NP SP SP WP	C1 V3 V3/C1 V3/C1 C1	Ø4, H=2, C=10 Ø4, H=2, C=10 Ø4.8, H=2, C=10 Ø5.8, H=2, C=10 Ø5.5, H=2, C=10	Direct temporary cylinder, anti-rotation, conical connection	Titanium	
	CN-TC033 CS-TC033 VS-TC033 CW-TC033	NP SP SP WP	V3/C1 V3/C1 V3/C1 C1	Ø4, H=3, C=10 Ø4.8, H=3, C=10 Ø5.8, H=3, C=10 Ø5.5, H=3, C=10	Direct temporary cylinder, free rotation, conical connection	Titanium	
	CN-TCI33 VN-TCI33 CS-TCI33 VS-TCI33 CW-TCI33	NP NP SP SP WP	C1 V3 V3/C1 V3/C1 C1	Ø4, H=3, C=10 Ø4, H=3, C=10 Ø4.8, H=3, C=10 Ø5.8, H=3, C=10 Ø5.5, H=3, C=10	Direct temporary cylinder, anti-rotation, conical connection	Titanium	
	CN-TPA10 VN-TPA10 CS-TPA10 CW-TPA10	NP NP SP WP	C1 V3 V3/C1 C1	Ø4, H=1.5, C=10 Ø4, H=1.5, C=10 Ø4.8, H=1.5, C=10 Ø5.5, H=1.5, C=10	Temporary plastic abutment, conical connection	PEEK	
	CN-TPH50 VN-TPH50 CS-TPH50	NP NP SP	C1 V3 V3/C1	Ø3.5 H=0.5	Direct temporary plastic cylinder, conical connection	PEEK	
	MN-S0160 MD-S0220 MD-S0220	NP SP WP	V3/C1	L=7.6	Direct prosthetic screw, 30 Ncm	Titanium	

H = Gingival height

C = Crown height

L = Length

2 Abutment Options



Titanium



Polyether ether ketone





















Screw
Retained
Restoration

CONNECT System

Please note, CONNECT products might not be registered or available in every country/region.



	Cat. No.	Platform	Implant	Dimensions (mm)	Description	Material	Platform
	CS-C1540 CW-C1540	SP WP	V3/C1 C1	Ø4, H=1.5	CONNECT abutment, conical connection	Titanium	 
	CN-C2040 CS-C2040 CW-C2040	NP SP WP	V3/C1 V3/C1 C1	Ø4, H=2	CONNECT abutment, conical connection	Titanium	  
	CN-C3040 CS-C3040 CW-C3040	NP SP WP	V3/C1 V3/C1 C1	Ø4, H=3	CONNECT abutment, conical connection	Titanium	  
	CS-C4040 CW-C4040	SP WP	V3/C1 C1	Ø4, H=4	CONNECT abutment, conical connection	Titanium	 
	MM-H0540 MM-H1540 MM-H3040			Ø4, H=0.5 Ø4, H=1.5 Ø4, H=3	CONNECT healing cap	Titanium	
	MM-IC040			Ø4 L=8.3	Impression coping for CONNECT abutment, anti-rotation, closed tray	Titanium	
	MM-IO040			Ø4 L=7	Impression coping for CONNECT abutment, free rotation, open tray	Titanium	
	MM-IOI40			Ø4 L=7	Impression coping for CONNECT abutment, anti-rotation, open tray	Titanium	

H = Gingival height

C = Crown height

L = Length

	Cat. No.	Platform	Implant	Dimensions (mm)	Description	Material	Platform
	MM-RSM41			Ø4 L=11	Analog for CONNECT abutment	Titanium	
	MM-TC041			Ø4 L=10	CONNECT temporary cylinder, free rotation	Titanium	
	MM-TCI41			Ø4 L=10	CONNECT temporary cylinder, anti-rotation	Titanium	
	MM-CE046			Ø4 H=6	Final esthetic abutment for CONNECT, free rotation	Titanium	
	MM-CEI46			Ø4 H=6	Final esthetic abutment for CONNECT, anti-rotation	Titanium	
	MM-SP104			Ø4 L=10	Scan post for CONNECT abutment, anti-rotation	Titanium	
	MM-MAN40			Ø4.6 L=10	Digital model analog for CONNECT abutment	Titanium	
	MT-CLM21			L=27.5	CONNECT long motor insertion tool	Stainless steel	
	MT-CSM21			L=23.7	CONNECT short motor insertion tool	Stainless steel	
	MT-CLR21			L=31.6	CONNECT long ratchet insertion tool	Stainless steel	
	MT-CSR21			L=21.6	CONNECT short ratchet insertion tool	Stainless steel	
	MM-S0160			L=5.8	CONNECT prosthetic screw	Stainless steel	
	MM-SA160			L=6.2	Prosthetic screw for angled screw channel	Stainless steel	

H = Gingival height

C = Crown height

















L = Length



Screw
Retained
Restoration

Multi-Unit System



	Cat. No.	Platform	Implant	Dimensions (mm)	Description	Material	Platform
	CM-N1480 CM-S1480 CM-W1480	NP SP WP	V3/C1 V3/C1 C1	Ø4.8, H=1	Multi-Unit abutment, conical connection, 30Ncm	Titanium	  
	CM-N2480 CM-S2480	NP SP	V3/C1	Ø4.8, H=2	Multi-Unit abutment, conical connection, 30Ncm	Titanium	 
	CM-N3480 CM-S3480 CM-W3480	NP SP WP	V3/C1 V3/C1 C1	Ø4.8, H=3	Multi-Unit abutment, conical connection, 30Ncm	Titanium	  
	CM-S4480	SP	V3/C1	Ø4.8, H=4	Multi-Unit abutment, conical connection, 30Ncm	Titanium	
	CM-N5480 CM-S5480	NP SP	V3/C1	Ø4.8, H=5	Multi-Unit abutment, conical connection, 30Ncm	Titanium	 

H = Gingival height

C = Crown height

L = Length










	Cat. No.	Platform	Implant	Dimensions (mm)	Description	Material	Platform
	CM-SO171 CM-WO171	SP WP	V3/C1 C1	Ø4.8, H=1	Solid angulated Multi-Unit abutment, 17°, conical connection, 20Ncm	Titanium	SP WP
	CM-SO172 CM-WO172	SP WP	V3/C1 C1	Ø4.8, H=2	Solid Multi-Unit angulated abutment, 17°, conical connection, 20Ncm	Titanium	SP WP
	CM-SO301 CM-WO301	SP WP	V3/C1 C1	Ø4.8, H=1	Solid Multi-Unit angulated abutment, 30°, conical connection, 20Ncm	Titanium	SP WP
	CM-SO302 CM-WO302	SP WP	V3/C1 C1	Ø4.8, H=2	Solid Multi-Unit angulated abutment, 30°, conical connection, 20Ncm	Titanium	SP WP
	MU-BGC48			L=3.3	Gold bar coping abutment for Multi-Unit	Gold-e	
	MU-RSM48			L=12	Analog for Multi-Unit	Titanium	
	MU-CC480			Ø4.8 L=4.3	Cementing cap for Multi-Unit	Titanium	
	MU-CP048			L=10	Plastic cylinder for Multi-Unit	Burnout plastic	
	MU-SO220			L=3.8	Prosthetic screw for Multi-Unit, 25Ncm	Titanium	
	MU-GO220			L=3.8	Prosthetic gold screw for Multi-Unit, 20Ncm	Gold-s	
	MU-H4480			Ø4.8 L=4.3	Healing cap for Multi-Unit	Titanium	
	MU-I0480			Ø4.8 L=10	Impression coping, open tray, for Multi-Unit	Titanium	

H = Gingival height

C = Crown height

L = Length

Multi-Unit System

	Cat. No.	Implant	Dimensions (mm)	Description	Material	Platform
	MU-IT480		Ø4.8 L=8	Impression coping, closed tray for Multi-Unit	Titanium	
	MU-MG480		Ø4.8 L=14.5	Direct gold for Multi-Unit	Burnout plastic+gold-a	
	MU-TO480		Ø4.8 L=10	Titanium temporary cylinder for Multi-Unit	Titanium	
	MU-SP102		L=10	Scan Post for Multi-Unit	Titanium	
	MU-MAN10		Ø4.8 L=10	Digital model analog for Multi-Unit	Titanium	
	MT-MURL2		L=21	Straight Multi-Unit long ratchet key	Stainless steel	
	MT-MURS2		L=16	Straight Multi-Unit short ratchet key	Stainless steel	
	MT-MUML2		L=31	Straight Multi-Unit long motor key	Stainless steel	
	MT-MUMS2		L=24	Straight Multi-Unit short motor key	Stainless steel	

H = Gingival height

C = Crown height
















L = Length



Screw
Retained
Restoration

Gold Plastic Cylinders



	Cat. No.	Platform	Implant	Dimensions (mm)	Description	Material	Platform
	CN-GP010 CS-GP010 CW-GP010	NP SP WP	V3/C1 V3/C1 C1	Ø4.3, H=1.5 Ø5, H=1 Ø5.5, H=1	Direct gold plastic cylinder, free rotation, conical connection	Burnout plastic+Gold-a	  
	CN-GPC10 VN-GPC10 CS-GPC10 CW-GPC10	NP NP SP WP	C1 V3 V3/C1 C1	Ø4.3, H=1.5 Ø4.3, H=1 Ø5, H=1 Ø5.5, H=1	Direct gold plastic cylinder, anti-rotation, conical connection	Burnout plastic+Gold-a	  
	MN-S0160 MD-S0220 MD-S0220	NP SP WP	V3/C1 V3/C1 V3/C1	L=7.6	Direct prosthetic screw, 30 Ncm	Titanium	  
	MD-G0220	SP WP	V3/C1	L=7.7	Direct gold prosthetic screw, 20 Ncm	Gold-s	 

H = Gingival height

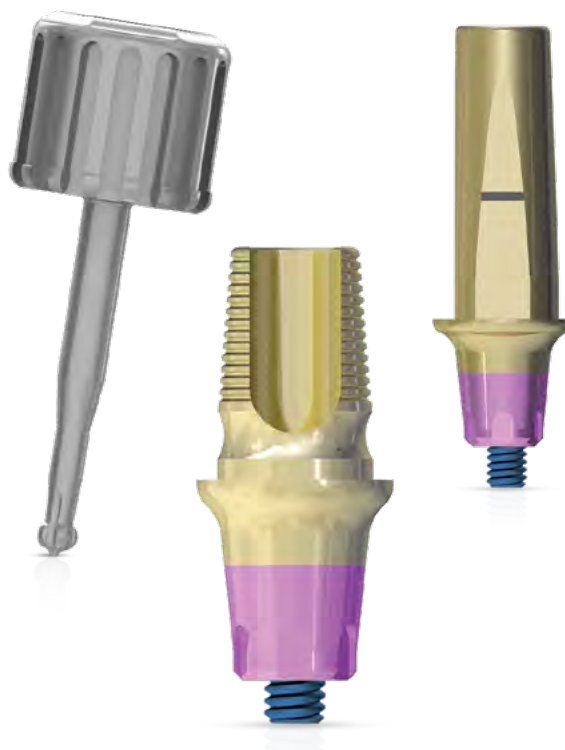
C = Crown height

L = Length



Digital
Restoration

EZ-Base System



	Cat. No.	Platform	Implant	Dimensions (mm)	Description	Material	Platform
	CN-EZB15 VN-EZB15 CS-EZB15 CW-EZB15	NP NP SP WP	C1 V3 V3/C1 C1	Ø4.25, H=1.5, C=5 Ø4.25, H=1.5, C=5 Ø4.3, H=1.5, C=5 Ø5, H=1.5, C=5	EZ-Base abutment, conical connection	Titanium	  
	CN-LEZ15 VN-LEZ15 CS-LEZ15 CW-LEZ15	NP NP SP WP	C1 V3 V3/C1 C1	Ø4.6, H=1.5, C=10 Ø4.6, H=1.5, C=10 Ø4.8, H=1.5, C=10 Ø5, H=1.5, C=10	EZ-Base adjustable abutment, conical connection	Titanium	  
	MT-ELM10			L=30	Long motor key for angled screw channel	Stainless steel	
	MT-ESM10			L=24	Short motor key for angled screw channel	Stainless steel	
	MT-ELR10			L=22.5	Long ratchet key for angled screw channel	Stainless steel	
	MT-ESR10			L=18.7	Short ratchet key for angled screw channel	Stainless steel	
	MN-E0160 MD-E0220	NP SP		L=7.1 L=7.6	EZ-Base prosthetic screw	Titanium	 

H = Gingival height


C = Crown height

L = Length



Digital
Restoration

Ti-Base









	Cat. No.	Platform	Implant	Dimensions (mm)	Description	Material	Platform
	CN-TB001	NP	C1	Ø4.2, H=0.5, C=4	Ti-Base, anti-rotation, conical connection	Titanium	
	VN-TB001	NP	V3	Ø4.2, H=0.5, C=4			
	CS-TB001	SP	V3/C1	Ø4.4, H=0.5, C=4			
	CW-TB001	WP	C1	Ø5.7, H=0.5, C=4			
	CN-TB015	NP	C1	Ø4.2, H=1.5, C=4	Ti-Base, anti-rotation, conical connection	Titanium	
	VN-TB015	NP	V3	Ø4.2, H=1.5, C=4			
	CS-TB015	SP	V3/C1	Ø4.4, H=1.5, C=4			
	CW-TB015	WP	C1	Ø5.7, H=1.5, C=4			
	CN-TB030	NP	C1	Ø4.2, H=3, C=4	Ti-Base, anti-rotation, conical connection	Titanium	
	VN-TB030	NP	V3	Ø4.2, H=3, C=4			
	CS-TB030	SP	V3/C1	Ø4.4, H=3, C=4			
	CW-TB030	WP	C1	Ø5.7, H=3, C=4			
	CN-IN060	NP	C1	Ø4.2, H=0.5, C=6	Incisor esthetic Ti abutment, conical connection	Titanium	
	VN-IN060	NP	V3	Ø4.2, H=0.5, C=6			
	CS-IN060	SP	V3/C1	Ø4.4, H=0.5, C=6			

H = Gingival height

C = Crown height

L = Length

Ti-Base

	Cat. No.	Platform	Implant	Dimensions (mm)	Description	Material	Platform
	CN-IN160 VN-IN160 CS-IN160	NP NP SP	C1 V3 V3/C1	Ø4.2, H=1.5, C=6 Ø4.2, H=1.5, C=6 Ø4.4, H=1.5, C=6	Incisor esthetic Ti abutment, conical connection	Titanium	NP SP
	CN-IN360 VN-IN360 CS-IN360	NP NP SP	C1 V3 V3/C1	Ø4.2, H=3, C=6 Ø4.2, H=3, C=6 Ø4.4, H=3, C=6	Incisor esthetic Ti abutment, conical connection	Titanium	NP SP
	CN-TB002 CS-TB002 CW-TB002	NP SP WP	V3/C1 V3/C1 C1	Ø4.4, H=0.5, C=4 Ø4.4, H=0.5, C=4 Ø5.7, H=0.5, C=4	Ti-Base, free rotation, conical connection	Titanium	NP SP WP
	CN-TBF15 CS-TBF15 CW-TBF15	NP SP WP	V3/C1 V3/C1 C1	Ø4.4, H=1.5, C=4 Ø4.4, H=1.5, C=4 Ø5.7, H=1.5, C=4	Ti-Base, free rotation, conical connection	Titanium	NP SP WP
	CN-TBF30 CS-TBF30 CW-TBF30	NP SP WP	V3/C1 V3/C1 C1	Ø4.4, H=3, C=4 Ø4.4, H=3, C=4 Ø5.7, H=3, C=4	Ti-Base, free rotation, conical connection	Titanium	NP SP WP
	MN-S0160 MD-S0220 MD-S0220	NP SP WP	V3/C1	L=7.6	Direct prosthetic screw, 30 Ncm	Titanium	NP SP WP


H = Gingival height

C = Crown height

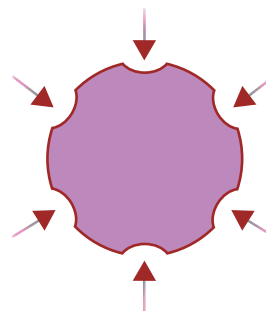
L = Length



2 Engagement Types



Free Rotation



Anti-Rotation



Digital Restoration

Scan Post Kit



MK-0057
Scan post kit

Cat. No.	Platform	Implant	Dimensions (mm)	Description	Material	Platform
	CN-SP102	NP	C1	Scan Post, conical connection	Titanium	  
	VN-SP102	NP	V3			
	CS-SP102	SP	V3/C1			
	CW-SP102	WP	C1			
	MU-SP102		L=10	Scan Post for Multi-Unit	Titanium	

CN-SP102
VN-SP102
CS-SP102
CW-SP102

NP
NP
SP
WP

C1
V3
V3/C1
C1

L=10

Scan Post, conical connection

Titanium

NP SP WP

MU-SP102

L=10

Scan Post for Multi-Unit

Titanium

H = Gingival height

C = Crown height







L = Length



Digital
Restoration

Digital Model Analog



Cat. No.	Platform	Implant	Dimensions (mm)	Description	Material	Platform
 CN-MAN10 VN-MAN10 CS-MAN10 CW-MAN10	NP NP SP WP	C1 V3 V3/C1 C1	Ø3.3, L=10 Ø3.3, L=10 Ø3.8, L=10 Ø4.6, L=10	Digital model analog, conical connection	Titanium	  
 MU-MAN10			Ø4.8 L=10	Digital model analog for Multi-Unit	Titanium	
 MM-MAN40			Ø4.6 L=10	Digital model analog for CONNECT abutment	Titanium	

H = Gingival height

C = Crown height

L = Length



Digital
Restoration

Titanium Blanks



	Cat. No.	Platform	Implant	Dimensions (mm)	Description	Material	Platform
	CN-IB091 VN-IB091 CS-IB091 CW-IB091	NP NP SP WP	C1 V3 V3/C1 C1	Ø9	Titanium Blank, anti-rotation, conical connection	Titanium	
	CN-IB121 VN-IB121 CS-IB121 CW-IB121	NP NP SP WP	C1 V3 V3/C1 C1	Ø12	Titanium Blank, anti-rotation, conical connection	Titanium	
	CN-AGT12 VN-AGT12 CS-AGT12 CW-AGT12	NP NP SP WP	C1 V3 V3/C1 C1	Ø12	Titanium Blank for Amann Girrbach, anti-rotation, conical connection	Titanium	
	CN-MAB10 VN-MAB10 CS-MAB10 CW-MAB10	NP NP SP WP	C1 V3 V3/C1 C1	Ø5 L=13.5	Milling analog for Titanium Blank, conical connection	Stainless Steel	

H = Gingival height

C = Crown height

















L = Length



Cemented
Restoration

Cementable Abutments



	Cat. No.	Platform	Implant	Dimensions (mm)	Description	Material	Platform
	CN-AN001 VN-AT001 CS-A0010 VS-AT001 CW-AT001	NP NP SP SP WP	C1 V3 V3/C1 V3/C1 C1	Ø4.8, H=1, C=7 Ø4.8, H=1, C=7 Ø4.8, H=1, C=7.5 Ø5.8, H=1, C=8 Ø5.5, H=1, C=7.5	Cementable abutment, conical connection	Titanium	  
	CN-AT002 VN-AT002 CS-AT002 VS-AT002 CW-AT002	NP NP SP SP WP	C1 V3 V3/C1 V3/C1 C1	Ø4.8, H=2, C=7 Ø4.8, H=2, C=7 Ø4.8, H=2, C=7.5 Ø5.8, H=2, C=8 Ø5.5, H=2, C=7.5	Cementable abutment, conical connection	Titanium	  
	CN-AN003 VN-AT003 CS-A0030 VS-AT003 CW-AT003	NP NP SP SP WP	C1 V3 V3/C1 V3/C1 C1	Ø4.8, H=3, C=7 Ø4.8, H=3, C=7 Ø4.8, H=3, C=7.5 Ø5.8, H=3, C=8 Ø5.5, H=3, C=7.5	Cementable abutment, conical connection	Titanium	  
	CN-AN010 VN-AT101	NP NP	C1 V3	Ø4.8, H=1, C=7 Ø4.8, H=1, C=7	Cementable angulated abutment, 10°, conical connection	Titanium	
	CN-AT102 VN-AT102	NP NP	C1 V3	Ø4.8, H=2, C=7 Ø4.8, H=2, C=7	Cementable angulated abutment, 10°, conical connection	Titanium	

H = Gingival height

C = Crown height

L = Length

	Cat. No.	Platform	Implant	Dimensions (mm)	Description	Material	Platform
	CN-AN310 VN-AT103	NP NP	C1 V3	Ø4.8, H=3, C=7 Ø4.8, H=3, C=7	Cementable angulated abutment, 10°, conical connection	Titanium	
	CS-A1510 CS-AN151 CW-AN151	SP SP WP	V3/C1 V3/C1 C1	Ø4.8, H=1, C=7.5 Ø5.8, H=1, C=7.5 Ø5.5, H=1, C=7.5	Cementable angulated abutment, 15°, conical connection	Titanium	 
	CS-AT152 VS-AT152 CW-AT152	SP SP WP	V3/C1 V3/C1 C1	Ø4.8, H=2, C=7.5 Ø5.8, H=2, C=7.5 Ø5.5, H=2, C=7.5	Cementable angulated abutment, 15°, conical connection	Titanium	 
	CS-A1530 VS-AT153 CW-AT153	SP SP WP	V3/C1 V3/C1 C1	Ø4.8, H=3, C=7.5 Ø5.8, H=3, C=7.5 Ø5.5, H=3, C=7.5	Cementable angulated abutment, 15°, conical connection	Titanium	 
	CN-AN020 VN-AT201	NP NP	C1 V3	Ø4.8, H=1, C=7 Ø4.8, H=1, C=7	Cementable angulated abutment, 20°, conical connection	Titanium	
	CN-AT202 VN-AT202	NP NP	C1 V3	Ø4.8, H=2, C=7 Ø4.8, H=2, C=7	Cementable angulated abutment, 20°, conical connection	Titanium	
	CN-AN320 VN-AT203	NP NP	C1 V3	Ø4.8, H=3, C=7 Ø4.8, H=3, C=7	Cementable angulated abutment, 20°, conical connection	Titanium	
	CS-A2510 CS-AN251 CW-AT251	SP SP WP	V3/C1 V3/C1 C1	Ø4.8, H=1, C=7.5 Ø5.8, H=1, C=7.5 Ø5.5, H=1, C=7.5	Cementable angulated abutment, 25°, conical connection	Titanium	 
	CS-AT252 VS-AT252 CW-AT252	SP SP WP	V3/C1 V3/C1 C1	Ø4.8, H=2, C=7.5 Ø5.8, H=2, C=7.5 Ø5.5, H=2, C=7.5	Cementable angulated abutment, 25°, conical connection	Titanium	 
	CS-A2530 VS-AT253 CW-AT253	SP SP WP	V3/C1 V3/C1 C1	Ø4.8, H=3, C=7.5 Ø5.8, H=3, C=7.5 Ø5.5, H=3, C=7.5	Cementable angulated abutment, 25°, conical connection	Titanium	 
	MD-S0200	SP WP	V3/C1	L=6.9	Mini prosthetic screw, 30 Ncm	Titanium	 
	MN-S0160 MD-S0220 MD-S0220	NP SP WP	V3/C1 V3/C1 V3/C1	L=7.6	Direct prosthetic screw, 30 Ncm	Titanium	  

H = Gingival height

C = Crown height

L = Length

Cemented
Restoration

Cementing Posts



	Cat. No.	Platform	Implant	Dimensions (mm)	Description	Material	Platform
	CN-MAC10	NP	C1	Ø4, H=1, C=10	Cementing post, conical connection	Titanium	
	VN-MC101	NP	V3	Ø4, H=1, C=10			
	CS-MAC10	SP	V3/C1	Ø4.8, H=1, C=10			
	VS-MC101	SP	V3/C1	Ø5.8, H=1, C=10			
	CW-SMAC1	WP	C1	Ø5.5, H=1, C=10			
	CN-MAC30	NP	C1	Ø4, H=3, C=10	Cementing post, conical connection	Titanium	
	VN-MC103	NP	V3	Ø4, H=3, C=10			
	CS-MC103	SP	V3/C1	Ø4.8, H=3, C=10			
	VS-MC103	SP	V3/C1	Ø5.8, H=3, C=10			
	CW-MC103	WP	C1	Ø5.5, H=3, C=10			
	MN-S0160	NP	V3/C1	L=7.6	Direct prosthetic screw, 30 Ncm	Titanium	
	MD-S0220	SP					
	MD-S0220	WP					
	MD-G0220	SP WP	V3/C1	L=7.7	Direct gold prosthetic screw, 20 Ncm	Gold-s	

H = Gingival height

C = Crown height

L = Length



Cemented
Restoration

CPK - Complete Prosthetic Kit



	Cat. No.	Platform	Implant	Dimensions (mm)	Description	Material	Platform
	CK-NPK41 VK-NPK41 CK-CPK41	NP NP SP	C1 V3 V3/C1	Ø4, H=1, C=4 Ø4, H=1, C=4 Ø4.8, H=1, C=4	Complete Prosthetic Kit, conical connection	Titanium	
	CK-NPK42 VK-NPK42 CK-CPK42	NP NP SP	C1 V3 V3/C1	Ø4, H=2, C=4 Ø4, H=2, C=4 Ø4.8, H=2, C=4	Complete Prosthetic Kit, conical connection	Titanium	
	CK-NPK43 VK-NPK43 CK-CPK43	NP NP SP	C1 V3 V3/C1	Ø4, H=3, C=4 Ø4, H=3, C=4 Ø4.8, H=3, C=4	Complete Prosthetic Kit, conical connection	Titanium	

H = Gingival height

C = Crown height

L = Length



















CPK - Complete Prosthetic Kit

	Cat. No.	Platform	Implant	Dimensions (mm)	Description	Material	Platform
	CK-NPK44 VK-NPK44 CK-CPK44	NP NP SP	C1 V3 V3/C1	Ø4, H=4, C=4 Ø4, H=4, C=4 Ø4.8, H=4, C=4	Complete Prosthetic Kit, conical connection	Titanium	NP SP
	CK-NPK61 VK-NPK61 CK-CPK61 VK-CPK61 CK-WPK61	NP NP SP SP WP	C1 V3 V3/C1 V3/C1 C1	Ø4, H=1, C=6 Ø4, H=1, C=6 Ø4.8, H=1, C=6 Ø5.5, H=1, C=6 Ø5.5, H=1, C=6	Complete Prosthetic Kit, conical connection	Titanium	NP SP WP
	CK-NPK62 VK-NPK62 CK-CPK62 VK-CPK62 CK-WPK62	NP NP SP SP WP	C1 V3 V3/C1 V3/C1 C1	Ø4, H=2, C=6 Ø4, H=2, C=6 Ø4.8, H=2, C=6 Ø5.5, H=2, C=6 Ø5.5, H=2, C=6	Complete Prosthetic Kit, conical connection	Titanium	NP SP WP
	CK-NPK63 VK-NPK63 CK-CPK63 VK-CPK63 CK-WPK63	NP NP SP SP WP	C1 V3 V3/C1 V3/C1 C1	Ø4, H=3, C=6 Ø4, H=3, C=6 Ø4.8, H=3, C=6 Ø5.5, H=3, C=6 Ø5.5, H=3, C=6	Complete Prosthetic Kit, conical connection	Titanium	NP SP WP
	CK-NPK64 VK-NPK64 CK-CPK64 VK-CPK64 CK-WPK64	NP NP SP SP WP	C1 V3 V3/C1 V3/C1 C1	Ø4, H=4, C=6 Ø4, H=4, C=6 Ø4.8, H=4, C=6 Ø5.5, H=4, C=6 Ø5.5, H=4, C=6	Complete Prosthetic Kit, conical connection	Titanium	NP SP WP
	CK-CPK81 VK-CPK81	SP SP	V3/C1 V3/C1	Ø4.8, H=1, C=8 Ø5.5, H=1, C=8	Complete Prosthetic Kit, conical connection	Titanium	SP
	CK-CPK82 VK-CPK82	SP SP	V3/C1 V3/C1	Ø4.8, H=2, C=8 Ø5.5, H=2, C=8	Complete Prosthetic Kit, conical connection	Titanium	SP
	CK-CPK83 VK-CPK83	SP SP	V3/C1 V3/C1	Ø4.8, H=3, C=8 Ø5.5, H=3, C=8	Complete Prosthetic Kit, conical connection	Titanium	SP
	CK-CPK84 VK-CPK84	SP SP	V3/C1 V3/C1	Ø4.8, H=4, C=8 Ø5.5, H=4, C=8	Complete Prosthetic Kit, conical connection	Titanium	SP
	CN-CPK41 VN-P4140 CS-CPK41	NP NP SP	C1 V3 V3/C1	Ø4, H=1, C=4 Ø4, H=1, C=4 Ø4.8, H=1, C=4	Transgingival abutment, conical connection	Titanium	NP SP
	CN-CPK42 VN-P4240 CS-CPK42	NP NP SP	C1 V3 V3/C1	Ø4, H=2, C=4 Ø4, H=2, C=4 Ø4.8, H=2, C=4	Transgingival abutment, conical connection	Titanium	NP SP
	CN-CPK43 VN-P4340 CS-CPK43	NP NP SP	C1 V3 V3/C1	Ø4, H=3, C=4 Ø4, H=3, C=4 Ø4.8, H=3, C=4	Transgingival abutment, conical connection	Titanium	NP SP

H = Gingival height

C = Crown height

L = Length

	Cat. No.	Platform	Implant	Dimensions (mm)	Description	Material	Platform
	CN-CPK44 VN-P4440 CS-CPK44	NP NP SP	C1 V3 V3/C1	Ø4, H=4, C=4 Ø4, H=4, C=4 Ø4.8, H=4, C=4	Transgingival abutment, conical connection	Titanium	
	CN-CPK61 VN-P6140 CS-CPK61 VS-P6155 CW-CPK61	NP NP SP SP WP	C1 V3 V3/C1 V3/C1 C1	Ø4, H=1, C=6 Ø4, H=1, C=6 Ø4.8, H=1, C=6 Ø5.5, H=1, C=6 Ø5.5, H=1, C=6	Transgingival abutment, conical connection	Titanium	
	CN-CPK62 VN-P6240 CS-CPK62 VS-P6255 CW-CPK62	NP NP SP SP WP	C1 V3 V3/C1 V3/C1 C1	Ø4, H=2, C=6 Ø4, H=2, C=6 Ø4.8, H=2, C=6 Ø5.5, H=2, C=6 Ø5.5, H=2, C=6	Transgingival abutment, conical connection	Titanium	
	CN-CPK63 VN-P6340 CS-CPK63 VS-P6355 CW-CPK63	NP NP SP SP WP	C1 V3 V3/C1 V3/C1 C1	Ø4, H=3, C=6 Ø4, H=3, C=6 Ø4.8, H=3, C=6 Ø5.5, H=3, C=6 Ø5.5, H=3, C=6	Transgingival abutment, conical connection	Titanium	
	CN-CPK64 VN-P6440 CS-CPK64 VS-P6455 CW-CPK64	NP NP SP SP WP	C1 V3 V3/C1 V3/C1 C1	Ø4, H=4, C=6 Ø4, H=4, C=6 Ø4.8, H=4, C=6 Ø5.5, H=4, C=6 Ø5.5, H=4, C=6	Transgingival abutment, conical connection	Titanium	
	CS-CPK81 VS-P8155	SP SP	V3/C1	Ø4.8, H=1, C=8 Ø5.5, H=1, C=8	Transgingival abutment, conical connection	Titanium	
	CS-CPK82 VS-P8255	SP SP	V3/C1	Ø4.8, H=2, C=8 Ø5.5, H=2, C=8	Transgingival abutment, conical connection	Titanium	
	CS-CPK83 VS-P8355	SP SP	V3/C1	Ø4.8, H=3, C=8 Ø5.5, H=3, C=8	Transgingival abutment, conical connection	Titanium	
	CS-CPK84 VS-P8455	SP SP	V3/C1	Ø4.8, H=4, C=8 Ø5.5, H=4, C=8	Transgingival abutment, conical connection	Titanium	

H = Gingival height

C = Crown height

L = Length



Overdentures

OT-Equator Kits






	Cat. No.	Implant	Platform	Dimensions (mm)	Description	Material	Platform
	CK-NOE1 CK-SOE1 CK-WOE1	V3/C1	NP SP WP	H=1	OT-Equator kit, conical connection	Titanium	
	CK-NOE2 CK-SOE2	V3/C1	NP SP	H=2	OT-Equator kit, conical connection	Titanium	
	CK-NOE3 CK-SOE3 CK-WOE3	V3/C1	NP SP WP	H=3	OT-Equator kit, conical connection	Titanium	
	CK-NOE4 CK-SOE4	V3/C1	NP SP	H=4	OT-Equator kit, conical connection	Titanium	
	CK-NOE5 CK-SOE5	V3/C1	NP SP	H=5	OT-Equator kit, conical connection	Titanium	

H = Gingival height

C = Crown height

L = Length height

	Cat. No.	Implant	Platform	Dimensions (mm)	Description	Material	Platform
	ET-IT002				OT-Equator handling tool		
	OE-IC002				OT-Equator impression coping cap		
	OE-RSM60				OT-Equator analog	Stainless steel	
	MT-RDL30			L=27	Long driver for 0.05 inch hex.	Stainless steel	
	MT-RDS30			L=21.3	Short driver for 0.05 inch hex.	Stainless steel	
	OE-RCP01				OT-Equator soft retentive cap (pink)		
	OE-RCW01				OT-Equator standard retentive cap (white)		
	OE-RCV01				OT-Equator rigid retentive cap (violet)		
	OE-RCY01				OT-Equator extra soft retentive cap (yellow)		
	OE-RCB01				OT-Equator laboratory retentive cap (black)		
	OE-IC001				OT-Equator impression transfer cap		

H = Gingival height

C = Crown height












L = Length



Overdentures

Ball Attachment System












	Cat. No.	Implant	Platform	Dimensions (mm)	Description	Material	Platform
	CN-B1330 CS-B1375 CW-B1500	V3/C1 V3/C1 C1	NP SP WP	Ø4, H=1 Ø4.4, H=1 Ø4.4, H=1	Ball attachment anchor, conical connection	Titanium alloy + Titanium nitride	
	CN-B2330 CS-B2375	V3/C1	NP SP	Ø4, H=2 Ø4.4, H=2	Ball attachment anchor, conical connection	Titanium alloy + Titanium nitride	
	CN-B3330 CS-B3375 CW-B3500	V3/C1 V3/C1 C1	NP SP WP	Ø4, H=3 Ø4.4, H=3 Ø4.4, H=3	Ball attachment anchor, conical connection	Titanium alloy + Titanium nitride	
	CN-B4330 CS-B4375	V3/C1	NP SP	Ø4, H=4 Ø4.4, H=4	Ball attachment anchor, conical connection	Titanium alloy + Titanium nitride	
	CS-B5375	V3/C1	SP	Ø4.4, H=5	Ball attachment anchor, conical connection	Titanium alloy + Titanium nitride	
	MB-RS375			L=15.1	Ball attachment analog	Stainless steel	

H = Gingival height

C = Crown height

L = Length

	Cat. No.	Implant	Platform	Dimensions (mm)	Description	Material	Platform
	MB-SF200			Ø3.7 L=3.5	Plastic ball cap	Plastic	
	MB-GPS10			L=2.4	Gold ball cap	Gold-e	
	MB-TTP10			Ø3.5 L=3.1	Titanium ball cap	Titanium	
	MB-PR010			Ø3.8 L=2	Plastic mounting sleeve	Plastic	
	MB-TBS10			Ø2.5	Titanium ball cap spring, standard	Steel	
	MB-TBS20			Ø2.6	Titanium ball cap spring, soft	Steel	
	MB-DMH10				Double metal housing		
	MB-PPC10			Ø4.2 L=2.6	Standard plastic cap for metal housing	Plastic	
	MB-PPR10			Ø4.2 L=2.6	Soft plastic cap for metal housing retention 800-950g	Plastic	
	MB-DB235			Ø15 L=2.6	Plastic disc for ball attachment	Plastic	
	MT-RB225			L=22	Ball attachment anchor key	Stainless steel	
	MT-NB225			L=22	Ball attachment anchor key	Stainless steel	

H = Gingival height

C = Crown height

L = Length



Overdentures

LOCKiT Attachment System



	Cat. No.	Implant	Platform	Dimensions (mm)	Description	Material	Platform
	CN-LOC01 CS-LOC01 CW-LOC01	V3/C1 V3/C1 C1	NP SP WP	Ø3.75, H=1 Ø3.75, H=1 Ø4.5, H=1	LOCKiT abutment, conical connection	Titanium	
	CN-LOC02 CS-LOC02	V3/C1 V3/C1	NP SP	Ø3.75, H=2 Ø3.75, H=2	LOCKiT abutment, conical connection	Titanium	
	CN-LOC03 CS-LOC03 CW-LOC03	V3/C1 V3/C1 C1	NP SP WP	Ø3.75, H=3 Ø3.75, H=3 Ø4.5, H=3	LOCKiT abutment, conical connection	Titanium	
	CN-LOC04 CS-LOC04	V3/C1 V3/C1	NP SP	Ø3.75, H=4 Ø3.75, H=4	LOCKiT abutment, conical connection	Titanium	
	CN-LOC05 CS-LOC05 CW-LOC05	V3/C1 V3/C1 C1	NP SP WP	Ø3.75, H=5 Ø3.75, H=5 Ø4.5, H=5	LOCKiT abutment, conical connection	Titanium	

H = Gingival height

C = Crown height

L = Length








	Cat. No.	Implant	Platform	Dimensions (mm)	Description	Material	Platform
	CK-NLC1 CK-SLC1 CK-WLC1	V3/C1 V3/C1 C1	NP SP WP	Ø3.75, H=1 Ø3.75, H=1 Ø4.5, H=1	LOCKiT abutment kit, conical connection	Titanium	NP SP WP
	CK-NLC2 CK-SLC2	V3/C1 V3/C1	NP SP	Ø3.75, H=2 Ø3.75, H=2	LOCKiT abutment kit, conical connection	Titanium	NP SP
	CK-NLC3 CK-SLC3 CK-WLC3	V3/C1 V3/C1 C1	NP SP WP	Ø3.75, H=3 Ø3.75, H=3 Ø4.5, H=3	LOCKiT abutment kit, conical connection	Titanium	NP SP WP
	CK-NLC4 CK-SLC4	V3/C1 V3/C1	NP SP	Ø3.75, H=4 Ø3.75, H=4	LOCKiT abutment kit, conical connection	Titanium	NP SP
	CK-NLC5 CK-SLC5 CK-WLC5	V3/C1 V3/C1 C1	NP SP WP	Ø3.75, H=5 Ø3.75, H=5 Ø4.5, H=5	LOCKiT abutment kit, conical connection	Titanium	NP SP WP
	MT-LOC10			Ø7.8 L=86	LOCKiT core tool	Stainless steel	
	MM-LOC1			Ø5.4 H=4.4	LOCKiT impression coping		
	MM-LOA40 MM-LOA50			Ø4, H=10.2 Ø5, H=10.2	LOCKiT analog		
	MM-LOC02				LOCKiT male processing package		
	MM-CLE10			Ø4.75 H=1.78	LOCKiT male retention cap (clear)	Nylon	
	MM-PIN10			Ø4.72 H=1.78	LOCKiT light retention male cap (pink)	Nylon pink	
	MM-BLU10			Ø4.72 H=1.78	LOCKiT extra light male retention cap (blue)	Nylon blue	

H = Gingival height

C = Crown height

L = Length

LOCKiT Attachment System

	Cat. No.	Implant	Platform	Dimensions (mm)	Description	Material	Platform
	MM-GRE10			Ø4.75 H=1.78	LOCKiT extended range male retention cap (green)	Nylon green	
	MM-RED10			Ø4.72 H=1.78	LOCKiT extra light extended range male retention cap (red)	Nylon red	
	MM-BLA10			Ø4.75 H=1.9	LOCKiT male processing cap (black)	Polyethylene black	
	MM-TIT10			Ø5.5 H=2.25	LOCKiT metal housing titanium cap		
	MT-RSD19			L=19	LOCKiT short torque ratchet driver	Stainless steel	
	MT-RSD24			L=24	LOCKiT long torque ratchet driver	Stainless steel	
	MT-LOC11			Ø7.35 H=4.1	LOCKiT abutment holder sleeve		

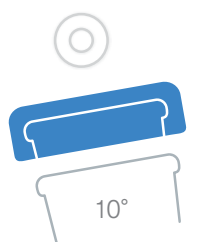
H = Gingival height

C = Crown height


L = Length



5 Retention Options




Extra Light Retention




Light Retention



Standard Retention



Extra Light Retention


















Standard Retention



Overdentures

Locator Attachment System



	Cat. No.	Implant	Platform	Dimensions (mm)	Description	Material	Platform
	CN-NZL01 CS-SZL01	V3/C1	NP SP	H=1	Locator abutment, conical connection	Titanium nitride coated Ti	 
	CN-NZL02 CS-SZL02	V3/C1	NP SP	H=2	Locator abutment, conical connection	Titanium nitride coated Ti	 
	CN-NZL03 CS-SZL03	V3/C1	NP SP	H=3	Locator abutment, conical connection	Titanium nitride coated Ti	 
	CN-NZL04 CS-SZL04	V3/C1	NP SP	H=4	Locator abutment, conical connection	Titanium nitride coated Ti	 
	CN-NZL05 CS-SZL05	V3/C1	NP SP	H=5	Locator abutment, conical connection	Titanium nitride coated Ti	 

H = Gingival height

C = Crown height

L = Length




Locator Attachment System

	Cat. No.	Implant	Platform	Dimensions (mm)	Description	Material	Platform
	MM-LCT10			L=83	Locator core tool	Steel / Titanium nitride coated Ti	
	MM-LMP02			L=1.8	Locator male processing package (2 pack)	Steel / Nylon	
	MM-LIC10			Ø4.7 L=4.5	Locator impression coping (4 pack)	Aluminum polyethylene	
	MM-LFA40 MM-LFA50		NP/SP WP	Ø4, L=10.4 Ø5, L=10.4	Locator female analog (4 pack)	Aluminum polyethylene	
	MM-LRM10			Ø4.7 L=1.8	Locator replacement male clear (4 pack)	Nylon	
	MM-LLR10			Ø4.7 L=1.8	Locator light extended (4 pack)	Nylon pink	
	MM-LEL10			Ø4.7 L=1.8	Locator extra light retention (4 pack)	Nylon blue	
	MM-LER10			Ø4.7 L=1.8	Locator extended range (4 pack)	Nylon green	
	MM-LELE1			Ø4.7 L=1.8	Locator extra light extended (4 pack)	Nylon red	
	MM-LPP10			Ø4.6 L=15	Locator parallel post (4 pack)	Polyethylene black	
	MM-LBP10			Ø4.6 L=1.8	Locator black processing (4 pack)	Polyethylene black	
	MM-RSD20			L=24	Locator long torque ratchet driver	Stainless steel	

H = Gingival height

C = Crown height

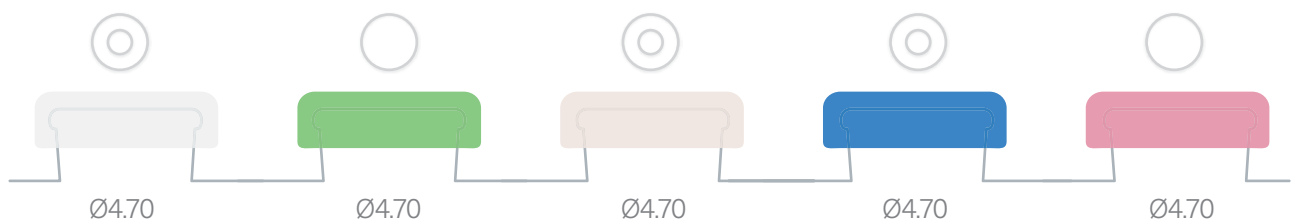
L = Length

	Cat. No.	Implant	Platform	Dimensions (mm)	Description	Material	Platform
	MM-RSD15			L=19	Locator short torque ratchet driver	Stainless steel	
	MM-LSD21			L=21	Locator long square drive torque ratchet driver	Stainless steel	
	MM-LSD15			L=15	Locator short square drive torque ratchet driver	Stainless steel	

H = Gingival height C = Crown height L = Length

5 Retention Options


- 2.27 kg
- 1.36-1.82 kg
- 1.36 kg
- 0.68 kg
- 0.68 kg










Overdentures

Bars

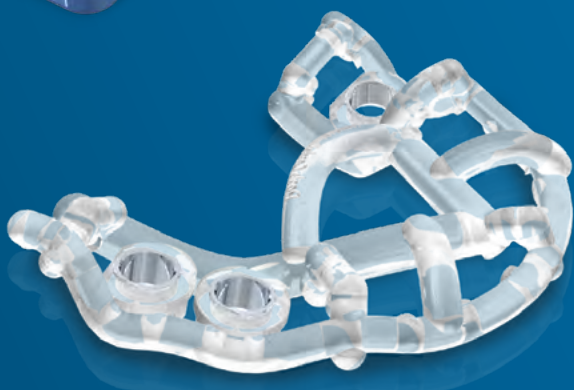


	Cat. No.	Implant	Platform	Dimensions (mm)	Description	Material	Platform
	MM-TRU10			Ø2.8 L=50 H=2.9	Titanium rider	Titanium	
	MM-PBU10			Ø1.6 L=80 H=2.3	Plastic bar	Plastic	
	MM-GB100			Ø1.9 L=50	Gold bar	Gold-e	
	MM-GBU10			L=50	Gold bar	Gold-e	
	MM-PC100			Ø1.9 L=85	Plastic round bar	Burnout plastic	

H = Gingival height

C = Crown height


L = Length





MGUIDE - DIGITAL DENTISTRY

MGUIDE is an innovative guided surgery system, which was designed to provide clinicians with a worry-free solution, and flawlessly incorporates prosthetically driven planning and easy-to-use tools, to deliver the most predictable results.





MGUIDE

MGUIDE Custom Surgical Template



Cat. No.	Dimensions (mm)	Description	Material	Sold
----------	-----------------	-------------	----------	------



MG-TMP10

MGUIDE value pack



MG-TMP20

MGUIDE value pack for edentulous cases

L = Length



MGUIDE

MGUIDE Surgical Set, Conical Connection



MG-K004
MGUIDE Surgical Set

	Cat. No.	Dimensions (mm)	Description	Material	Sold
	MG-TP055	Ø5,5 L=26	MGUIDE tissue punch	Stainless steel	 
	MG-BM047	Ø4,7 L=24,5	MGUIDE bone mill	Stainless steel	 
	MG-BM055	Ø5,5 L=24,5	MGUIDE bone mill	Stainless steel	 
	MG-D0624	Ø2,4 L=30,8	MGUIDE pilot drill for 6mm length implant	Stainless steel	 
	MG-D0824	Ø2,4 L=32,8	MGUIDE pilot drill for 8mm length implant	Stainless steel	 
	MG-D1024	Ø2,4 L=34,8	MGUIDE pilot drill for 10mm length implant	Stainless steel	 

L = Length

MGUIDE surgical set, conical connection

	Cat. No.	Dimensions (mm)	Description	Material	Sold
	MG-D1124	Ø2.4 L=36.3	MGUIDE pilot drill for 11.5mm length implant	Stainless steel	 
	MG-D1324	Ø2.4 L=37.8	MGUIDE pilot drill for 13mm length implant	Stainless steel	 
	CG-D0833	Ø2.3-3.25 L=32.8	MGUIDE drill for Ø3.30, 8mm length implant, conical connection	Stainless steel	 
	CG-D1033	Ø2.3-3.25 L=34.8	MGUIDE drill for Ø3.30, 10mm length implant, conical connection	Stainless steel	 
	CG-D1133	Ø2.3-3.25 L=36.3	MGUIDE drill for Ø3.30, 11.5mm length implant, conical connection	Stainless steel	 
	CG-D1333	Ø2.3-3.25 L=37.8	MGUIDE drill for Ø3.30, 13mm length implant, conical connection	Stainless steel	 
	CG-D0839	Ø2.9-3.85 L=32.8	MGUIDE drill for Ø3.75 and Ø3.90 8mm length implant, conical connection	Stainless steel	 
	CG-D1039	Ø2.9-3.85 L=34.8	MGUIDE drill for Ø3.75 and Ø3.90 10mm length implant, conical connection	Stainless steel	 
	CG-D1139	Ø2.9-3.85 L=36.3	MGUIDE drill for Ø3.75 and Ø3.90 11.5mm length implant, conical connection	Stainless steel	 
	CG-D1339	Ø2.9-3.85 L=37.8	MGUIDE drill for Ø3.75 and Ø3.90 13mm length implant, conical connection	Stainless steel	 
	CG-D0843	Ø3.4-4.25 L=32.8	MGUIDE drill for Ø4.20 and Ø4.30 8mm length implant, conical connection	Stainless steel	 
	CG-D1043	Ø3.4-4.25 L=34.8	MGUIDE drill for Ø4.20 and Ø4.30 10mm length implant, conical connection	Stainless steel	 

L = Length







	Cat. No.	Dimensions (mm)	Description	Material	Sold
	CG-D1143	Ø3.4-4.25 L=36.3	MGUIDE drill for Ø4.20 and Ø4.30 11.5mm length implant, conical connection	Stainless steel	 
	CG-D1343	Ø3.4-4.25 L=37.8	MGUIDE drill for Ø4.20 and Ø4.30 13mm length implant, conical connection	Stainless steel	 
	CG-D0850	Ø3.9-4.95 L=32.8	MGUIDE drill for Ø5, 8mm length implant, conical connection	Stainless steel	 
	CG-D1050	Ø3.9-4.95 L=34.8	MGUIDE drill for Ø5, 10mm length implant, conical connection	Stainless steel	 
	CG-D1150	Ø3.9-4.95 L=36.3	MGUIDE drill for Ø5, 11.5mm length implant, conical connection	Stainless steel	 
	CG-D1350	Ø3.9-4.95 L=37.8	MGUIDE drill for Ø5, 13mm length implant, conical connection	Stainless steel	 
	MG-DLG55	Ø5.5 L=55	MGUIDE drill length gauge	Titanium	 
	CG-GRN01	Ø5.5 L=30.5	MGUIDE C1 direct ratchet insertion tool, conical connection, narrow platform	Stainless steel	 
	CG-GMN10	Ø5.5 L=31	MGUIDE C1 motor insertion tool, conical connection, narrow platform	Stainless steel	 
	CG-GRN10	Ø5.5 L=26	MGUIDE C1 ratchet insertion tool, conical connection, narrow platform	Stainless steel	 
	VG-GRN01	Ø5.5 L=30.5	MGUIDE V3 direct ratchet insertion tool, conical connection, narrow platform	Stainless steel	 
	VG-GMN10	Ø5.5 L=31	MGUIDE V3 motor insertion tool, conical connection, narrow platform	Stainless steel	 

L = Length

MGUIDE surgical set, conical connection


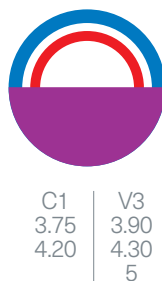
	Cat. No.	Dimensions (mm)	Description	Material	Sold
	VG-GRN10	Ø5.5 L=25,5	MGUIDE V3 ratchet insertion tool, conical connection, narrow platform	Stainless steel	 
	CG-GRS01	Ø5.5 L=31	MGUIDE V3/C1 direct ratchet insertion tool, conical connection, standard platform	Stainless steel	 
	CG-GMS10	Ø5.5 L=32	MGUIDE V3/C1 motor insertion tool, conical connection, standard platform	Stainless steel	 
	CG-GRS10	Ø5.5 L=27	MGUIDE C1 ratchet insertion tool, conical connection, standard platform	Stainless steel	 
	VG-GRS10	Ø5.5 L=26	MGUIDE V3 ratchet insertion tool, conical connection, standard platform	Stainless steel	 
	CG-GRW01	Ø5.5 L=31	MGUIDE C1 direct ratchet insertion tool, conical connection, wide platform	Stainless steel	 
	CG-GMW10	Ø5.5 L=32	MGUIDE C1 motor insertion tool, conical connection, wide platform	Stainless steel	 
	CG-GRW10	Ø5.5 L=27	MGUIDE C1 ratchet insertion tool, conical connection, wide platform	Stainless steel	 
	CG-TAS55	Ø5.5 L=24	MGUIDE template anchoring screw, conical connection, standard platform	Titanium	 
	MG-FP020	Ø2 L=29	MGUIDE fixation pin	Titanium	 
	MG-DFP20	Ø2 L=35,3	MGUIDE drill for fixation pin	Stainless steel	 
	MT-RDL30	L=27	Long driver for 0.05 inch hex.	Stainless steel	 

L = Length

	Cat. No.	Dimensions (mm)	Description	Material	Sold
	MT-RA480		Ratchet to hex. adapter	Stainless steel	 
	MT-RI030	L=84	Monoblock ratchet		 

L = Length

6 Diameters

















MGUIDE

MGUIDE Surgical Set, Conical Connection, Narrow Sleeve

MG-K005
MGUIDE Surgical Set,
Narrow Sleeve




































	Cat. No.	Dimensions (mm)	Description	Material	Sold
	MG-NBM40	Ø4 L=24.5	MGUIDE Narrow Sleeve bone mill	Stainless steel	 
	MG-NTP40	Ø4 L=26	MGUIDE Narrow Sleeve tissue punch	Stainless steel	 
	MG-N0624	Ø2.4 L=30.8	MGUIDE Narrow Sleeve pilot drill for 6mm length implant	Stainless steel	 
	MG-N0824	Ø2.4 L=32.8	MGUIDE Narrow Sleeve pilot drill for 8mm length implant	Stainless steel	 

L = Length

	Cat. No.	Dimensions (mm)	Description	Material	Sold
	MG-N1024	Ø2.4 L=34.8	MGUIDE Narrow Sleeve pilot drill for 10mm length implant	Stainless steel	 
	MG-N1124	Ø2.4 L=36.3	MGUIDE Narrow Sleeve pilot drill for 11.5mm length implant	Stainless steel	 
	MG-N1324	Ø2.4 L=37.8	MGUIDE Narrow Sleeve pilot drill for 13mm length implant	Stainless steel	 
	CG-N0833	Ø2.3-3.25 L=32.8	MGUIDE Narrow Sleeve drill for Ø3.30, 8mm length implant, conical connection	Stainless steel	 
	CG-N1033	Ø2.3-3.25 L=34.8	MGUIDE Narrow Sleeve drill for Ø3.30, 10mm length implant, conical connection	Stainless steel	 
	CG-N1133	Ø2.3-3.25 L=36.3	MGUIDE Narrow Sleeve drill for Ø3.30, 11.5mm length implant, conical connection	Stainless steel	 
	CG-N1333	Ø2.3-3.25 L=37.8	MGUIDE Narrow Sleeve drill for Ø3.30, 13mm length implant, conical connection	Stainless steel	 
	CG-N0839	Ø2.9-3.85 L=32.8	MGUIDE Narrow Sleeve drill for Ø3.75 and Ø3.90, 8mm length implant, conical connection	Stainless steel	 
	CG-N1039	Ø2.9-3.85 L=34.8	MGUIDE Narrow Sleeve drill for Ø3.75 and Ø3.90, 10mm length implant, conical connection	Stainless steel	 
	CG-N1139	Ø2.9-3.85 L=36.3	MGUIDE Narrow Sleeve drill for Ø3.75 and Ø3.90, 11.5mm length implant, conical connection	Stainless steel	 
	CG-N1339	Ø2.9-3.85 L=37.8	MGUIDE Narrow Sleeve drill for Ø3.75 and Ø3.90, 13mm length implant, conical connection	Stainless steel	 
	MG-NLG40	Ø4 L=55	MGUIDE Narrow Sleeve drill length gauge	Titanium	 

L = Length

MGUIDE Surgical Set, Conical Connection, Narrow Sleeve

	Cat. No.	Dimensions (mm)	Description	Material	Sold
	CG-NMN10	Ø4 L=31	MGUIDE Narrow Sleeve C1 motor insertion tool, conical connection, narrow platform	Stainless steel	 
	CG-NMS10	Ø4 L=32	MGUIDE Narrow Sleeve V3/C1 motor insertion tool, conical connection, standard platform	Stainless steel	 
	CG-NRN10	Ø4 L=26	MGUIDE Narrow Sleeve C1 ratchet insertion tool, conical connection, narrow platform	Stainless steel	 
	CG-NRN01	Ø4 L=30.5	MGUIDE Narrow Sleeve C1 direct insertion tool, conical connection, narrow platform	Stainless steel	 
	CG-NRS10	Ø4 L=27	MGUIDE Narrow Sleeve C1 ratchet insertion tool, conical connection, standard platform	Stainless steel	 
	CG-NRS01	Ø4 L=31	MGUIDE Narrow Sleeve V3/C1 direct insertion tool, conical connection, standard platform	Stainless steel	 
	VG-NMN10	Ø4 L=31	MGUIDE Narrow Sleeve V3 motor insertion tool, conical connection, narrow platform	Stainless steel	 
	VG-NRN10	Ø4 L=25.5	MGUIDE Narrow Sleeve V3 ratchet insertion tool, conical connection, narrow platform	Stainless steel	 
	VG-NRN01	Ø4 L=30.5	MGUIDE Narrow Sleeve V3 direct insertion tool, conical connection, narrow platform	Stainless steel	 
	VG-NRS10	Ø4 L=26	MGUIDE Narrow Sleeve V3 ratchet insertion tool, conical connection, standard platform	Stainless steel	 
	CG-NTAS0	Ø4 L=24	MGUIDE Narrow Sleeve template anchoring screw, conical connection, standard platform	Titanium	 

L = Length



MGUIDE

MGUIDE 16mm Drills Kit, Conical Connection

Please note, products which are part of the MGUIDE drills kit may not be registered or available in every country/region.

MG-KD07
MGUIDE 16mm Drills Kit



Cat. No.	Dimensions (mm)	Description	Material	Sold
----------	-----------------	-------------	----------	------



MG-D0024

Ø2.2
L=16

MGUIDE marking drill

Stainless steel



MG-D0624

Ø2.4
L=30.8

MGUIDE pilot drill for 6mm length implant

Stainless steel



MG-D1624

Ø2-2.4
L=16




























MGUIDE pilot drill for 16mm length implant


Stainless steel



L = Length

MGUIDE 16mm Drills Kit, Conical Connection

	Cat. No.	Dimensions (mm)	Description	Material	Sold
	CG-D1633	Ø2.3-3.3 L=16	MGUIDE drill for Ø3.30, 16mm length implant, conical connection	Stainless steel	 
	CG-D1639	Ø2.9-3.9 L=16	MGUIDE drill for Ø3.90, 16mm length implant, conical connection	Stainless steel	 
	CG-D1643	Ø3.4-4.3 L=16	MGUIDE drill for Ø4.30, 16mm length implant, conical connection	Stainless steel	 
	CG-D1650	Ø3.9-5 L=16	MGUIDE drill for Ø5, 16mm length implant, conical connection	Stainless steel	 
	MG-N0024	Ø2.2 L=16	MGUIDE Narrow Sleeve marking drill	Stainless steel	 
	MG-N0624	Ø2.4 L=30.8	MGUIDE Narrow Sleeve pilot drill for 6mm length implant	Stainless steel	 
	MG-N1624	Ø2-2.4 L=16	MGUIDE Narrow Sleeve pilot drill for 16mm length implant	Stainless steel	 
	CG-N1633	Ø2.3-3.3 L=16	MGUIDE Narrow Sleeve drill for Ø3.30, 16mm length implant, conical connection	Stainless steel	 
	CG-N1639	Ø2.9-3.9 L=16	MGUIDE Narrow Sleeve drill for Ø3.90, 16mm length implant, conical connection	Stainless steel	 





REGENERATIVE SOLUTIONS

MIS offers a range of regenerative materials for dental use aimed at providing solutions for a wide variety of clinical needs. MIS regenerative products are available in varying volumes and sizes for simple and easy delivery directly to the surgical site. High quality engineering and manufacturing processes ensure safety of all MIS products.





Bone Graft
Substitutes

4MATRIX+ Bone Graft Putty

Please note, 4MATRIX+ products might not be registered or available in every country/region.



Cat. No.

Description



BS-4MXP1

4MATRIX+ bone graft putty, 1cc



BS-4MXP5

4MATRIX+ bone graft putty, 0.5cc



Bone Graft
Substitutes

BONDBONE Bone Graft Cement



Cat. No.

Description



BS-BB005

BONDBONE 0.5cc, 3 drivers



BS-BB010

BONDBONE 1cc, 3 drivers



Bone Graft
Substitutes

4BONE™ BCH Bone Graft Particulate



Cat. No.	Description
BS-4BS01	4BONE BCH syringe 0.5cc, granule size: 0.5-1mm
BS-4BS1S	4BONE BCH tube 1cc, granule size: 0.5-1mm
BS-4BS2S	4BONE BCH tube 2.5cc, granule size: 1-2mm



Barrier
Membrane

4BONE RCM Resorbable Collagen Membrane



Cat. No. Description



BR-C1525

4BONE RCM membrane, 15x25mm



BR-C2030

4BONE RCM membrane, 20x30mm




BR-C3040

4BONE RCM membrane, 30x40mm

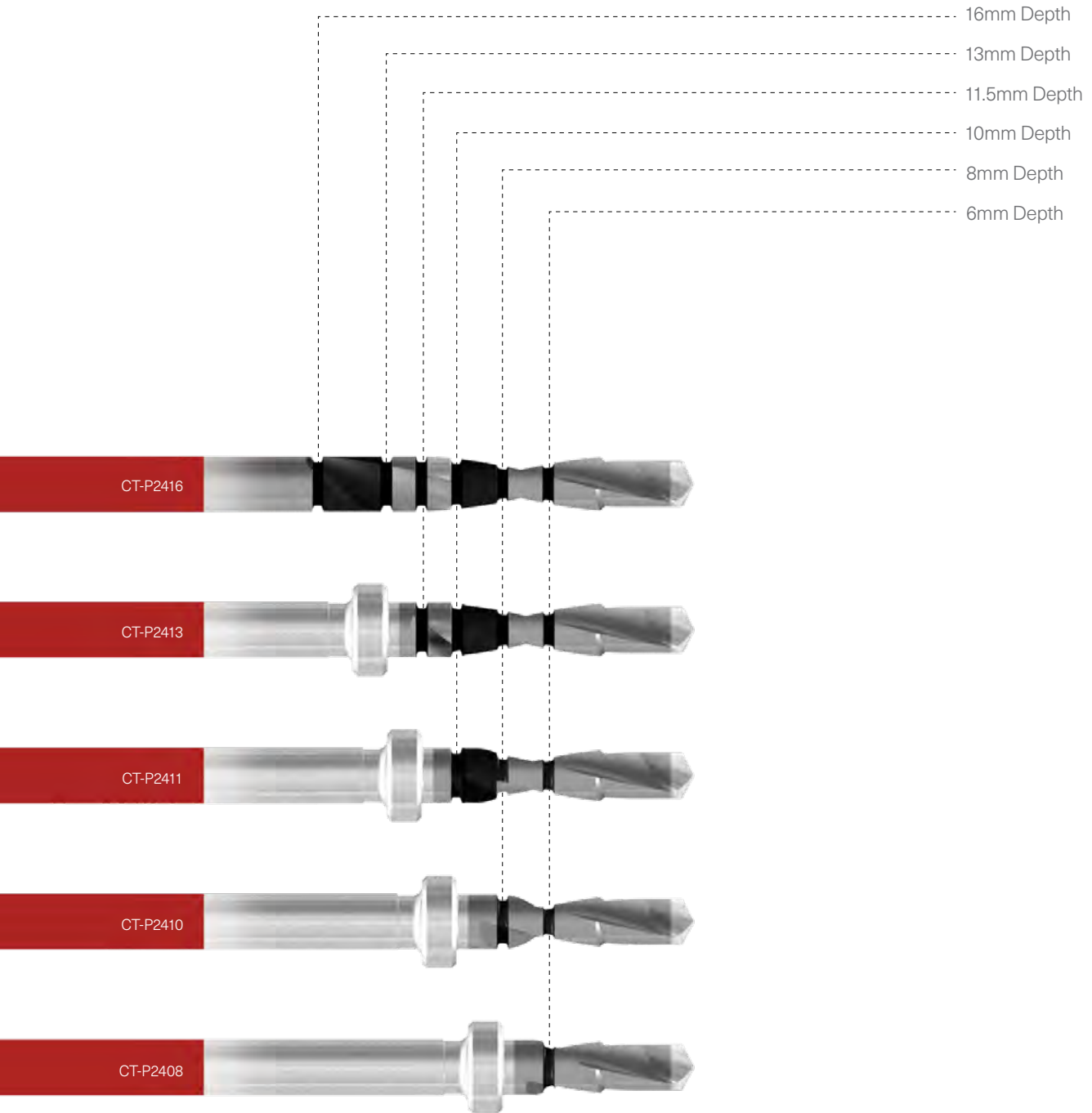


ADDITIONAL INFORMATION.

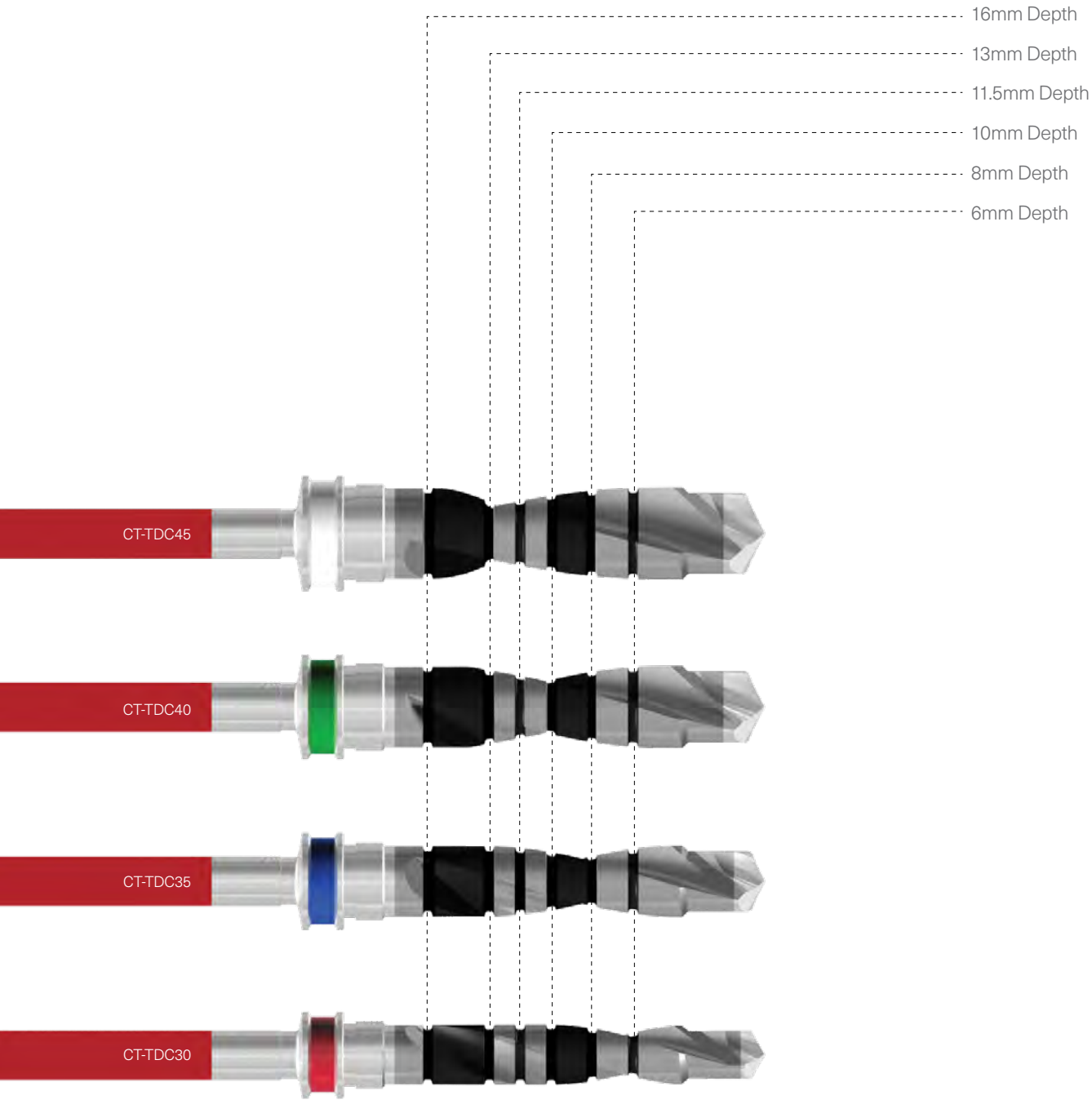
For your convenience, the following section provides an additional resource about products and processes that may require expanded explanations in the form of visuals, schematics, technical information or documentation.



Pilot Drills, External Irrigation















Step Drills, External Irrigation



Restorative Components

Guidelines for using MIS Restorative Components

Location ▶	Anterior Maxilla	Canine, Premolars and Molars			Premolars and Molars	
Crown/ Implant Inclination Ratio	15° or 25°	Up to 3.5°			15° or 25°	Up to 4°
Gingival Height	Up to 3mm buccal Up to 4mm palatal	Up to 3mm buccal Up to 4mm lingual/palatal	Adjustable, based on abutment preparation. Heights 1, 3mm.	Up to 2mm	Up to 3mm buccal Up to 4mm lingual	According to gingival height available in heights of 1, 2, 3, 4mm
Catalog Number	CS-A1510 CS-A2510	CS-A0010	CS-MAC10 CS-MC103	CS-GPC10 CS-GP010	CS-AN151 CS-AN251	CS-CPK61 CS-CPK62 CS-CPK63 CS-CPK64
Abutment ▶ description	Esthetic angulated abutment	Esthetic abutment	Standard post abutment	Screw-retained gold plastic abutment	Angulated abutment	Transgingival abutment
						
Upper view ▶				Bottom view 		

*Recommendation only

Alloy Composition

	Material	Titanium Alloy Ti 6Al 4V ELI	Gold-a	Gold-s	Gold-e
	Application	C, K	L, G, K	L, G, K	L, K
Composition	Gold %	-	60	61	70
	Platinum %	-	19	13.5	8.50
	Silver %	-	-	16.5	13.40
	Palladium %	-	20	-	-
	Copper %	-	-	9	7.50
	Zinc %	-	-	Balance	0.05
	Iridium %	-	Balance	-	0.10
	Titanium (max)	Balance	-	-	-
	Carbon (max)	0.08	-	-	-
	Iron (max)	0.25	-	-	-
	Oxygen (max)	0.13	-	-	-
	Nitrogen (max)	0.05	-	-	-
	Hydrogen (max)	0.013	-	-	-
	Aluminum	5.5-6.5	-	-	-
	Vanadium	3.5-4.5	-	-	-
	Melting range °C	1604-1660	1400-1490	950-1050	895-1010
	Hardness	Soft annealing HV5	-	145	160
Hardened HV5		350-385	240	250	295
Soft °C / min		-	100/30	750/5	750/5
Hardened °C / min		-	700/30	350/15	450/15

Legend: C-bonding K-resin L-soldering G-casting onto



QUATOR

RCM

V3

TITANIUM
BASE

MIS

MGUIDE

CPK

CPK

C1

V3

OT-EQUATOR

RCM

MIS

CPK

MIS

V3

MCENTER

CPK

OT-EQ

INDEX.



Cat. No. Page

B

BR-C1525	121
BR-C2030	121
BR-C3040	121
BS-4BS01	120
BS-4BS1S	120
BS-4BS25	120
BS-4MXP1	118
BS-4MXP5	118
BS-BB005	119
BS-BB010	119

C

C1-08375	17
C1-08420	19
C1-08500	21
C1-10330	15
C1-10375	17
C1-10420	19
C1-10500	21
C1-11330	15
C1-11375	17
C1-11420	19
C1-11500	21
C1-13330	15
C1-13375	17
C1-13420	19
C1-13500	21
C1-16330	15
C1-16375	17
C1-16420	19
C1-16500	21
C1B-08375	23
C1B-08420	23
C1B-08500	23
C1B-10330	23
C1B-10375	23
C1B-10420	23
C1B-10500	23
C1B-11330	23
C1B-11375	23

Cat. No. Page

C1B-11420	23
C1B-11500	23
C1B-13330	23
C1B-13375	23
C1B-13420	23
C1B-13500	23
C1B-16330	23
C1B-16375	23
C1B-16420	23
C1B-16500	23
CG-D0833	108
CG-D0839	108
CG-D0843	108
CG-D0850	109
CG-D1033	108
CG-D1039	108
CG-D1043	108
CG-D1050	109
CG-D1133	108
CG-D1139	108
CG-D1143	109
CG-D1150	109
CG-D1333	108
CG-D1339	108
CG-D1343	109
CG-D1350	109
CG-GMN10	109
CG-GMS10	110
CG-GMW10	110
CG-GRN01	109
CG-GRN10	109
CG-GRS01	110
CG-GRS10	110
CG-GRW01	110
CG-GRW10	110
CG-N0833	113
CG-N0839	113
CG-N1033	113
CG-N1039	113
CG-N1133	113
CG-N1139	113
CG-N1333	113
CG-N1339	113
CG-NMN10	114
CG-NMS10	114
CG-NRN01	114
CG-NRN10	114
CG-NRS01	114
CG-NRS10	114
CG-NTAS0	114
CG-TAS55	110
CK-CPK41	89
CK-CPK42	89
CK-CPK43	89
CK-CPK44	90

Cat. No. Page

CK-CPK61	90
CK-CPK62	90
CK-CPK63	90
CK-CPK64	90
CK-CPK81	90
CK-CPK82	90
CK-CPK83	90
CK-CPK84	90
CK-NIC1	82
CK-NIC6	82
CK-NIZ1	82
CK-NIZ6	82
CK-NLC1	97
CK-NLC2	97
CK-NLC3	97
CK-NLC4	97
CK-NLC5	97
CK-NOE1	92
CK-NOE2	92
CK-NOE3	92
CK-NOE4	92
CK-NOE5	92
CK-NPK41	89
CK-NPK42	89
CK-NPK43	89
CK-NPK44	90
CK-NPK61	90
CK-NPK62	90
CK-NPK63	90
CK-NPK64	90
CK-SIC1	82
CK-SIC6	82
CK-SIZ1	82
CK-SIZ6	82
CK-SLC1	97
CK-SLC2	97
CK-SLC3	97
CK-SLC4	97
CK-SLC5	97
CK-SOE1	92
CK-SOE2	92
CK-SOE3	92
CK-SOE4	92
CK-SOE5	92
CK-SPC4	82
CK-SPZ4	82
CK-WLC1	97
CK-WLC3	97
CK-WLC5	97
CK-WOE1	92
CK-WOE3	92
CK-WPC4	82
CK-WPK61	90
CK-WPK62	90
CK-WPK63	90

Cat. No.	Page	Cat. No.	Page	Cat. No.	Page
CK-WPK64	90	CN-IN360	82	CS-C2040	74
CK-WPZ4	82	CN-IO331	70	CS-C3040	74
CM-N1480	76	CN-IO335	70	CS-C4040	74
CM-N2480	76	CN-IO405	70	CS-CPK41	90
CM-N3480	76	CN-IT300	71	CS-CPK42	90
CM-N5480	76	CN-LEZ15	80	CS-CPK43	90
CM-S1480	76	CN-LOC01	96	CS-CPK44	91
CM-S2480	76	CN-LOC02	96	CS-CPK61	91
CM-S3480	76	CN-LOC03	96	CS-CPK62	91
CM-S4480	76	CN-LOC04	96	CS-CPK63	91
CM-S5480	76	CN-LOC05	96	CS-CPK64	91
CM-SO171	77	CN-MAB10	85	CS-CPK81	91
CM-SO172	77	CN-MAC10	88	CS-CPK82	91
CM-SO301	77	CN-MAC30	88	CS-CPK83	91
CM-SO302	77	CN-MAN10	84	CS-CPK84	91
CM-W1480	76	CN-NZL01	99	CS-EZB15	80
CM-W3480	76	CN-NZL02	99	CS-GP010	79
CM-WO171	77	CN-NZL03	99	CS-GPC10	79
CM-WO172	77	CN-NZL04	99	CS-I0375	70
CM-WO301	77	CN-NZL05	99	CS-IB091	85
CM-WO302	77	CN-PF330	71	CS-IB121	85
CN-AGT12	85	CN-RSM10	71	CS-IC481	70
CN-AN001	86	CN-SP102	83	CS-IC485	71
CN-AN003	86	CN-TB001	81	CS-IN060	81
CN-AN010	86	CN-TB002	82	CS-IN160	82
CN-AN020	87	CN-TB015	81	CS-IN360	82
CN-AN310	87	CN-TB030	81	CS-IO391	70
CN-AN320	87	CN-TBF15	82	CS-IO395	70
CN-AT002	86	CN-TBF30	82	CS-IO485	70
CN-AT102	86	CN-TC013	72	CS-IT300	71
CN-AT202	87	CN-TC023	72	CS-LEZ15	80
CN-B1330	94	CN-TC033	73	CS-LOC01	96
CN-B2330	94	CN-TCI13	72	CS-LOC02	96
CN-B3330	94	CN-TCI23	73	CS-LOC03	96
CN-B4330	94	CN-TCI33	73	CS-LOC04	96
CN-C2040	74	CN-TPA10	73	CS-LOC05	96
CN-C3040	74	CN-TPH50	73	CS-MAB10	85
CN-CPK41	90	CS-A0010	86	CS-MAC10	88
CN-CPK42	90	CS-A0030	86	CS-MAN10	84
CN-CPK43	90	CS-A1510	87	CS-MC103	88
CN-CPK44	91	CS-A1530	87	CS-PF375	71
CN-CPK61	91	CS-A2510	87	CS-RSM10	71
CN-CPK62	91	CS-A2530	87	CS-SP102	83
CN-CPK63	91	CS-AGT12	85	CS-SZL01	99
CN-CPK64	91	CS-AN151	87	CS-SZL02	99
CN-EZB15	80	CS-AN251	87	CS-SZL03	99
CN-GP010	79	CS-AT002	86	CS-SZL04	99
CN-GPC10	79	CS-AT152	87	CS-SZL05	99
CN-I0330	70	CS-AT252	87	CS-TB001	81
CN-IB091	85	CS-B1375	94	CS-TB002	82
CN-IB121	85	CS-B2375	94	CS-TB015	81
CN-IC401	70	CS-B3375	94	CS-TB030	81
CN-IC405	71	CS-B4375	94	CS-TBF15	82
CN-IN060	81	CS-B5375	94	CS-TBF30	82
CN-IN160	82	CS-C1540	74	CS-TC013	72

Cat. No. Page

Cat. No. Page

Cat. No. Page


M


MB-DB235	95
MB-DMH10	95
MB-GPS10	95
MB-PPC10	95
MB-PPR10	95
MB-PR010	95
MB-RS375	94
MB-SF200	95
MB-TBS10	95
MB-TBS20	95
MB-TTP10	95
MD-E0220	80
MD-G0213	71
MD-G0213	71
MD-G0220	79
MD-G0220	88
MD-S0200	87
MD-S0220	71
MD-S0220	71
MD-S0220	73
MD-S0220	73
MD-S0220	79
MD-S0220	79
MD-S0220	82
MD-S0220	82
MD-S0220	87
MD-S0220	87
MD-S0220	88
MD-S0220	88
MG2-06160	29
MG2-08160	29
MG2-10160	29
MG2-12160	29
MG-BM047	107
MG-BM055	107
MG-D0624	107
MG-D0824	107
MG-D1024	107
MG-D1124	108
MG-D1324	108
MG-DFP20	110
MG-DLG55	109
MG-FP020	110
MG-N0624	112
MG-N0824	112
MG-N1024	113
MG-N1124	113
MG-N1324	113

MG-NBM40	112
MG-NLG40	113
MG-NTP40	112
MG-TMP10	106
MG-TMP20	106
MG-TP055	107
MK-0022	64
MK-0023	58
MK-0024	59
MK-BC101	54
MK-C101	63
MK-CDS08	55
MK-CDS10	55
MK-CDS11	55
MK-CDS13	55
MK-PIC01	66
MM-BLA10	98
MM-BLU10	97
MM-CE046	75
MM-CEI46	75
MM-CLE10	97
MM-GB100	102
MM-GBU10	102
MM-GRE10	98
MM-H0540	74
MM-H1540	74
MM-H3040	74
MM-IC040	74
MM-IO040	74
MM-IOI40	74
MM-LBP10	100
MM-LCT10	42
MM-LCT10	62
MM-LCT10	100
MM-LEL10	100
MM-LELE1	100
MM-LER10	100
MM-LFA40	100
MM-LFA50	100
MM-LIC10	100
MM-LLR10	100
MM-LMP02	100
MM-LOA40	97
MM-LOA50	97
MM-LOC02	97
MM-LOC11	97
MM-LPP10	100
MM-LRM10	100
MM-LSD15	101
MM-LSD21	101
MM-MAN40	75
MM-MAN40	84
MM-PBU10	102
MM-PC100	102
MM-PIN10	97

MM-RED10	98
MM-RSD15	42
MM-RSD15	61
MM-RSD15	101
MM-RSD20	42
MM-RSD20	61
MM-RSD20	100
MM-RSM41	75
MM-S0160	75
MM-SA160	75
MM-SP104	75
MM-TC041	75
MM-TCI41	75
MM-TIT10	98
MM-TRU10	102
MN-E0160	80
MN-G0160	71
MN-S0160	71
MN-S0160	73
MN-S0160	79
MN-S0160	82
MN-S0160	87
MN-S0160	88
MO1-10300	25
MO1-10350	27
MO1-11300	25
MO1-11350	27
MO1-13300	25
MO1-13350	27
MO1-16300	25
MO1-16350	27
MO-CO160	56
MO-CO200	56
MO-CO240	56
MO-CO280	56
MO-SO300	56
MO-SO350	56
MO-SO400	56
MT-A4022	65
MT-AL005	41
MT-B4018	65
MT-BTI20	38
MT-BTI20	49
MT-BTT20	53
MT-C3125	65
MT-CLM21	75
MT-CLR21	75
MT-CS450	42
MT-CSM21	75
MT-CSN33	33
MT-CSN33	46
MT-CSR21	75
MT-DE001	39
MT-DE001	49
MT-ELM10	80

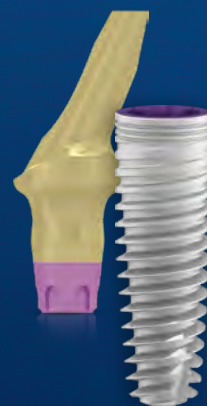
Cat. No.	Page	Cat. No.	Page	Cat. No.	Page
V3-10330	7	VK-NPK41	89	VN-TPH50	73
V3-10390	9	VK-NPK42	89	VS-AT001	86
V3-10430	11	VK-NPK43	89	VS-AT002	86
V3-10500	13	VK-NPK44	90	VS-AT003	86
V3-11330	7	VK-NPK61	90	VS-AT152	87
V3-11390	9	VK-NPK62	90	VS-AT153	87
V3-11430	11	VK-NPK63	90	VS-AT252	87
V3-11500	13	VK-NPK64	90	VS-AT253	87
V3-13330	7	VN-AGT12	85	VS-MC101	88
V3-13390	9	VN-AT001	86	VS-MC103	88
V3-13430	11	VN-AT002	86	VS-P6155	91
V3-13500	13	VN-AT003	86	VS-P6255	91
V3-16330	7	VN-AT101	86	VS-P6355	91
V3-16390	9	VN-AT102	86	VS-P6455	91
V3-16430	11	VN-AT103	87	VS-P8155	91
V3-16500	13	VN-AT201	87	VS-P8255	91
V3B-08390	23	VN-AT202	87	VS-P8355	91
V3B-08430	23	VN-AT203	87	VS-P8455	91
V3B-08500	23	VN-EZB15	80	VS-TC013	72
V3B-10330	23	VN-GPC10	79	VS-TC023	72
V3B-10390	23	VN-IB091	85	VS-TC033	73
V3B-10430	23	VN-IB121	85	VS-TCI13	72
V3B-10500	23	VN-IC400	71	VS-TCI23	73
V3B-11330	23	VN-IC401	70	VS-TCI33	73
V3B-11390	23	VN-IC405	71		
V3B-11430	23	VN-IN060	81		
V3B-11500	23	VN-IN160	82		
V3B-13330	23	VN-IN360	82		
V3B-13390	23	VN-IO331	70		
V3B-13430	23	VN-IO335	70		
V3B-13500	23	VN-IO401	70		
V3B-16330	23	VN-IO405	70		
V3B-16390	23	VN-LEZ15	80		
V3B-16430	23	VN-MAB10	85		
V3B-16500	23	VN-MAN10	84		
VG-GMN10	109	VN-MC101	88		
VG-GRN01	109	VN-MC103	88		
VG-GRN10	110	VN-P4140	90		
VG-GRS10	110	VN-P4240	90		
VG-NMN10	114	VN-P4340	90		
VG-NRN01	114	VN-P4440	91		
VG-NRN10	114	VN-P6140	91		
VG-NRS10	114	VN-P6240	91		
VK-CPK61	90	VN-P6340	91		
VK-CPK62	90	VN-P6440	91		
VK-CPK63	90	VN-PF340	71		
VK-CPK64	90	VN-RSM10	71		
VK-CPK81	90	VN-SP102	83		
VK-CPK82	90	VN-TB001	81		
VK-CPK83	90	VN-TB015	81		
VK-CPK84	90	VN-TB030	81		
VK-NIC1	82	VN-TCI13	72		
VK-NIC6	82	VN-TCI23	73		
VK-NIZ1	82	VN-TCI33	73		
VK-NIZ6	82	VN-TPA10	73		





The MIS Quality System complies with international quality standards: ISO 13485: 2016 - Quality Management System for Medical Devices and Medical Device Directive 93/42/EEC. Please note, not all products are registered or available in every country/region.

IT'S SIMPLE
WHEN YOU
HAVE ALL THE
OPTIONS



Learn more about MIS Implants.
Visit our website: www.mis-implants.com

mis[®] | **C1**