



Making Your Life Better.

**BU Medical Equipment**

**Sede legale ed amministrativa  
Headquarters**

Cefla s.c.  
Via Selice Provinciale, 23/a  
40026 Imola - Bo (Italy)  
tel. +39 0542 653111  
fax +39 0542 653344

**Stabilimento  
Plant**

Via Bicocca, 14/c  
40026 Imola - Bo (Italy)  
tel. +39 0542 653441  
fax +39 0542 653601



# VERSATILITY OF MIND

**ANTHOS CLASSE A5**

- CONTINENTAL
- INTERNATIONAL
- CHAIR WITH CUSPIDOR
- CART
- SINGLE CART

# A5.

# think ink



ENJOY THE DIFFERENCE

## CLASSE A5

---

think.

**think easy.**

A concept as simple as it is effective, easy to use and so flexible that it can integrate instruments, devices and functions for specialised dental surgeries.

**think forward.**

Thinking about the future means being able to count on a flexible, reliable model that responds to differing clinical needs with practical solutions.

**think wellness.**

Not just comfortable thanks to the patient chair or the working ergonomics, but safe thanks to automatic, certified hygiene systems that protect both the patients and the dental team.

**Anthos Classe A5 is here.**

# Clear information and user-friendly functions

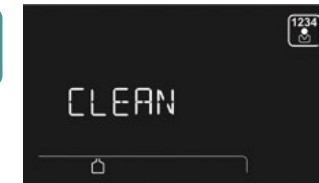
## LCD TOUCH

Classe A5 has a colour LCD display. Dental unit functions are controlled quickly and simply, and dentists can count on the reception of clear, complete information. Individual instrument, patient

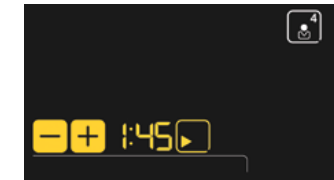
chair and integrated device settings can be accessed rapidly and easily while the control panel layout remains user-friendly and incorporates numerous advanced functions.

### Glass-protected display.

The glass cover on the instrument control panel means the surface can be disinfected safely with ease.



**Clean.** Function that disables the keyboard when the glass surfaces of the panel need cleaning, thus preventing involuntary activation of controls.



**Timer.** This function lets users keep track of application times (e.g. when etching gel or compounds are used).



**Endo.** The i-MMs micromotor (optional) gives dentists access to all endodontic functions, which are controlled in an integrated manner by the panel on the dental unit.



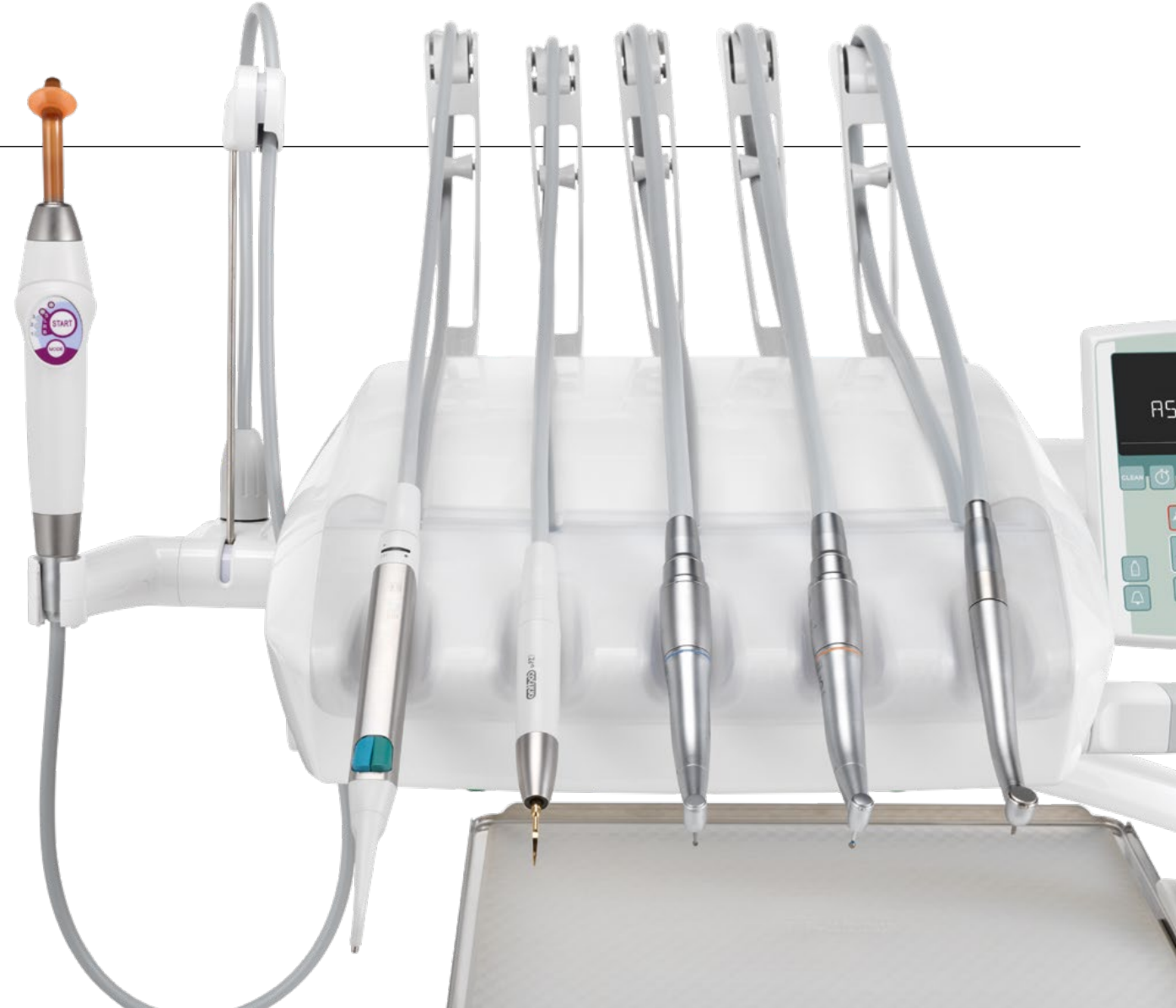
**Multi-profile feature.** Cuspidor-cup system automatisms, favourite working positions and settings for every single instrument can be saved for up to 4 different users, ensuring maximum versatility of use. This function is useful in multi-dentist surgeries or in clinics where there is high turnover of specialists.

# High performance instruments

## POTENTIAL

Thanks to high-performance integrated instruments, Classe A5 lets dentists face all treatment scenarios with confidence. The instrument panel can control dental unit modes and can also be used to personalise instrument parameters or

recall preferences from the LCD screen. In conservative mode it's possible to set turbine speed, micromotor speed and the type of contra angle applied, with real-time on-screen information feedback.



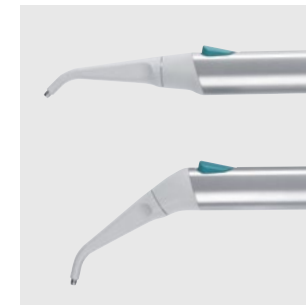
**Micromotors.** Two versions: i-MMr (3.3 Ncm) with and without LED, i-MMs (5.3 Ncm) with LED lighting and ready for endodontic treatment. Both with speed range from 100 to 40,000 rpm.



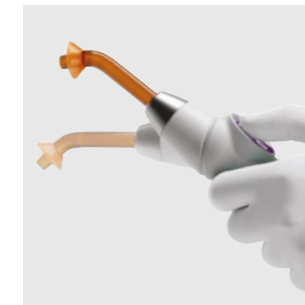
**Scalers.** With or without LEDs, handpieces compatible with the best tips on the market. Highly useful in ENDO mode as root canal treatment instruments.



**Turbines and contra angles.** Dentists can use a broad range of turbines and contra angles for specific dentistry tasks.



**Syringes.** Ergonomically-shaped 3 and 6-way syringes are available. The metal syringe body and the tip (both straight and angled versions are available) can be removed and autoclaved.



**T-LED curing light.** Outstanding ergonomics thanks to the swivel grip. 6 polymerisation programmes and autoclavable fibre optic light guide.



**HD camera.** The C-U2 has glass optics and a LED light diffuser. It incorporates an HD 16:9 sensor that captures high definition clinical images.

Instruments for every need, from lightweight, ergonomic micromotors to the thin-tip HD video camera with touch key for easier use of the freeze-frame function. A selection of advanced handpieces ensures dentists can make full use of their hard-won professionalism.


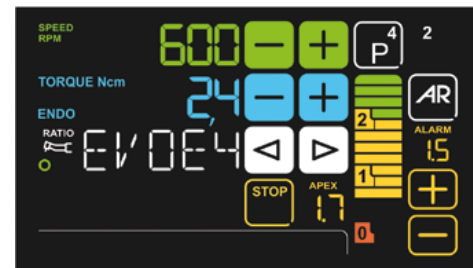


# Integrated clinical performance

## ENDODONTICS

Classe A5 provides dentists with an optional integrated endodontics system that optimises ergonomics during root canal treatment. The system includes a brushless micromotor with Autostop, Autoreverse and Autoforward functions. The electronic apex locator - again, integrated and managed by the software on the dental unit - is a valuable aid for endodontic treatment.

**Endodontics.** During endodontic work the colour LCD control panel displays key data to give the dentist full control over treatment. Everything needed for endodontic treatment is on the dentist's module.



**Apex locator.** The apex distance is displayed on the LCD during the root canal instrumentation phase. The nearing of the apex is verified by the ENDO software. Once the apex is reached the Apex-Stop function interrupts micromotor rotation.



**i-MMs micromotor.**  
Light, compact and fully autoclavable. Fine, precise torque adjustment. Incorporated LED lighting.



**Contra-angle.** With a 4:1 reduction ratio, the EVO E4 can be autoclaved and heat-disinfected. A miniaturised head aids access to difficult-to-reach treatment zones.

# Coordinated comfort

**COMFORT**

Patient chair design optimises working ergonomics for the dentist and maximises patient comfort. The upholstery (which can be matched with the seats, purchasable as accessories) is hard-wearing, seamless and available in 14 different colours. Optional anatomical padding offers patients an exclusive wellness experience.



**Vertical excursion and lift capacity.** Extensive vertical travel (37-80 cm) makes it easier to provide treatment in comfort and allows easy patient chair access for the elderly. The patient chair is certified to lift patients weighing up to 190 kg.

**ISO-JOINT ergonomics.** Thanks to new ISO-JOINT geometry, compensated backrest-seat movement maximises comfort and minimises sliding of the patient's head.

**Backrests.** A choice of two backrest types (narrow backrest/wide backrest) meets all the dentist's ergonomic needs. As always, the backrest guarantees patient comfort and easy access.

**COLOURS**

- 102 198 Atlantic blue
- 113 183 Pacific blue
- 106 196 Mediterranean blue
- 136 186 Indian blue
- 135 194 Venetian red
- 115 195 Scottish salmon
- 132 192 Blueberry violet
- 134 184 Japanese wisteria
- 103 182 Nevada yellow
- 123 193 Polynesian green
- 101 197 Caribbean green
- 137 187 Satin silver
- 121 199 Anthracite grey
- 130 180 Graphite black



<b>Standard upholstery</b>	102	113	106	136	135	115	132
<b>Anatomical padding</b>	198	183	196	186	194	195	192
<b>Standard upholstery</b>	134	103	123	101	137	121	130
<b>Anatomical padding</b>	184	182	193	197	187	199	180



**CLASSE A5**  
CONTINENTAL





**CLASSE A5**  
INTERNATIONAL





**CLASSE A5**  
CHAIR WITH CUSPIDOR



**CLASSE A5**  
SINGLE CART



**CLASSE A5**  
CART



**Classe A5 Cart.** Available on its own or combined with the patient chair, Classe A5 Cart is ideal for surgeries requiring a solution that is both ergonomic and highly flexible. The hallmarks of this version are the smooth handling, extensive freedom of movement and height adjustment of the dentist's module and the staggered instrument positioning.

# Innate flexibility

## DENTIST'S MODULES

### Continental.

Compact and light, the Continental version dentist's module - supported by the new arm system and featuring an optional pneumatic brake - allows positioning in every quadrant of the work area to maximise operating flexibility. Tray holder module available in two sizes: standard and compact.



Instrument lever design - with reduced vertical bulk to minimise interference with the operating light - gives the instruments considerable reach.



### International.

The International version has been designed with ergonomics very much in mind. Featuring modern design, the dentist's module benefits from an ergonomic instrument layout, ensuring handpieces can be picked up with ease from any work area.

Practicality also stems from the large control panel with colour LCD screen; this gives access to settings for all instruments, the patient chair and integrated accessory devices.

To complete the set-up, dentists can choose from a wide range of options, such as a sixth instrument or X-ray sensor, transthoracic tray and large backlit X-ray viewer.





# Personalised configurations

## ASSISTANT'S MODULES

The innate flexibility of Classe A5 also ensures maximum configurability on the assistant's side. Both the number of available holders and the module arm type can be configured to suit the dental team's needs. The as-standard 3-holder module

(with the option of a double-articulated, height-adjustable arm) comes ready for 2 cannulae and a handpiece. You can choose between a syringe, camera, curing light and a dynamic instrument.



### Assistant's module with 5 instruments.

The optional module has 5 instruments. It can assume any position needed to maximise working ergonomics. The two cannulae can be combined with up to 3 handpieces as desired, including camera, syringe, and T-LED curing light or a dynamic instrument.

A positionable stainless steel tray holder completes the accessory range.



### ORTHO module.

Available with 4 or 5 holders, the module for the chair with cuspidor version lets holders contain, in addition to the 2 suction cannulae, up to 2 dynamic instruments (users can choose scaler, electric induction micromotor or turbine). A convenient glass-protected display, which makes sanitisation easy, completes the module, ensuring dentists can control the key settings on every single instrument.



# Lighting

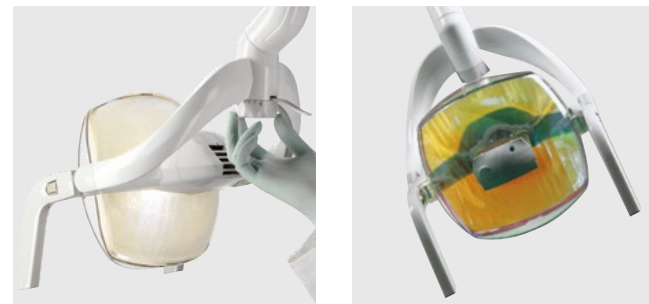
## OPERATING LIGHTS

The broad selection of operating lights available on Classe A5 lets dentists choose between LED and halogen light sources. The as-standard light on the dental unit is the halogen Venus Plus, while the two optional lights belong to the LED generation.

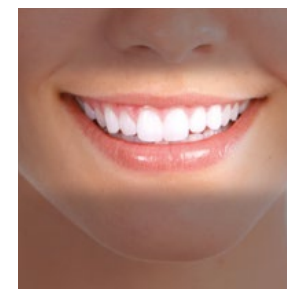
**Venus Plus.** High performance operating light with front protective screen and removable handles for easy disinfection. Three-axis-rotation ensures maximum manoeuvrability in all treatment situations.



**Integrated potentiometer.** Supplied as standard, the Venus Plus halogen light features a soft-start function and a colour temperature of 4900K. Light intensity ranges from 8,000 to 35,000 Lux and is adjusted via a potentiometer.



**Venus Plus L-LED.** LED operating light with hermetically sealed front screen (optional). Potentiometer-adjustable light intensity, from 3,000 to 50,000 Lux. Colour temperature 5000K. On-off control also via infrared sensor.



**Venus LED MCT (Multi Colour Temperature).**

Latest-generation operating light that can emit 3 different colour temperatures: 4300K (warm light) for surgical treatment, 5000K (neutral light) for conservative dentistry and 5500K (cool light) for realistic colour capture.

The **Curing Mode** function modifies light wavelength to prevent pre-polymerization of the compounds, simultaneously ensuring optimal lighting.





# Safety in the surgery

## HYGIENE

A broad selection of integrated hygiene systems ensures workplace safety. Safety for patients, personnel and the dentist. In addition to automatic devices that prevent contamination of internal ducting, the

design features effectively minimise the risk of cross-contamination. The colour LCD control panel gives the user full control over sanitisation cycle progress.



**W.H.E.** Certified DVGW continuous disinfection system that prevents backflow contamination of the dental unit water supply and acts against all water-borne contaminants. The use of Peroxy Ag<sup>+</sup> is recommended.



**Bioster and flushing.** The automatic BIOSTER system performs intensive disinfection of instrument spray internal circuits with an antiseptic liquid (Peroxy Ag<sup>+</sup>). FLUSHING eliminates any stagnant liquid from the ducts with a rapid rinsing action.



**A.C.V.S.** Automatic system for the flushing and disinfection of the suction system. Allows sanitisation to be performed between one patient and the next.



**S.H.S.** Device that feeds water to the sprays as an independent alternative to mains water. Works via a reservoir filled with distilled water. Extremely useful where mains water is hard.



**O.D.R.** As-standard mechanism that automatically emits an air jet to clean any residual liquids or solids from the handpiece after use.



**Double filters.** These easily removable filters make emptying and cleaning tasks simple.



**Handle.** The Continental dentist's module handle can be removed and autoclaved.



**Covers.** Practical disposable covers that protect the glass surfaces of the control panel.



**Cannulae guides.** Easy-to-remove elements ensure perfect cleanliness in what is a potentially critical area.



**Quick couplings.** Release system for cleaning and/or replacement.



**Removable support.** On the Continental module, the instrument support can be removed and disinfected.



**Upholstery.** Easy-to-sanitise, durable seamless padding.



# Real-time diagnosis

## DIAGNOSTICS

Speeding up diagnostics optimises workflows and lays the foundation for effective communication with the patient. An integrated multimedia system - which includes LED monitor, camera and X-ray devices on board the dental unit - ensures dentists can proceed rapidly with diagnosis

and illustrate the treatment plan. Cutting-edge instruments, device/image control software and a simple wireless handheld device for taking digital X-rays form a high-end integrated system that is available as an optional.

## MULTIMEDIA

### C-U2 HD camera.

High-resolution images aid dentist-patient communication. Easy to use (no manual adjustment required), slender design means distal zones can be reached with ease.

### 22" LED Monitor.

EEC 93/42 certified, the monitor can be lead-connected to a PC. A multitouch version, where the screen can be positioned via 2 different types of support, is also available.

### Display.

The monitor can display individual camera images or a mosaic of up to 4 images to make rapid comparisons.

## RADIOLOGY

### RXDC - HyperSphere technology.

Intra-oral X-ray system integrated with the dental unit via a handheld wireless device. Outstanding images thanks to the parallelism that stems from 30 cm collimation and a focal spot of 0.4 mm. Rotating around the spherical coupling, the tube head can reach any position.

### Zen-X.

X-ray sensor incorporated in the dentist's module, ready to use with USB cable. Able to capture HD images with low X-ray doses, the sensor comes in two different sizes. Able to be sanitised, the sensor is IP67 certified against water and dust infiltration.

### 22" LED Monitor.

Full HD 16:9 1920 x 1080 pixel flat screen monitor with IPS panel to aid viewing from any angle. LED light sources ensure optimal brightness and contrast.



# The value of choice

## ACCESSORIES

A broad range of accessories lets dentists personalise the surgery according to their specific needs.



**Foot control.** Three different ergonomic designs are available, each of which has a wireless version. These allow activation of Chip Air/Water, micromotor rotation inversion, patient chair movement and recall of saved positions.



**Seats.** Ergonomic model with seat height adjustable from 47 to 63 cm, or an anatomical model for dentist and assistant with seat height adjustable from 42 to 56 cm. A 10 cm extension is available for all models.



**Stop Vacuum.** Device incorporated in the patient chair base: when pressed it interrupts suction without the user having to replace the cannulae in the holders.



**Headrest.** In addition to an adjustable 2-axis version with mechanical lock, the Comfort model features a pneumatic lock system and 3-axis movement for freer, more precise positioning.



**Cuspidor bowl unit.** Fully removable for fast, effective sanitisation, the cuspidor bowl unit consists of parts that are easy to clean and disinfect (ceramic as standard or, as an optional, glass).

# Anthos Connect

## REMOTE ASSISTANCE



# Anthos Connect

All products in the Anthos dental unit range are equipped with an integrated device that allows internet connection. A series of optional, remote services make surgery workflows more efficient. When linked to the Internet via Easy Check, the dental unit can rely on a real-time troubleshooting and technical support service. The Di.V.A.\* lets dentists - via a simple, user-friendly panel - monitor usage of the available instruments and analyse surgery efficiency. All connected equipment items undergo constant real-time status monitoring; an excellent tool for managing workloads and planning maintenance in large facilities.

\*Digital Virtual Assistant