



# PRODUCT CATALOGUE

## Proven Products for Better Dentistry



# Chapters

1	Abrasives, Polishers and Polishing Pastes	5 - 53
2	Filling and Luting	55 - 81
3	Prophylaxis	83 - 86
4	CAD/CAM-Materials	87 - 89
5	Porcelain Systems	91 - 122
6	Light-curing C&B Composite Systems	123 - 134
7	Artificial Teeth	135 - 139
8	Dental Camera	141 - 143
9	Equipment and Accessories	145 - 149
	Index	150 - 151



Navigator	6 - 7
General Information	8 - 9
Abrasive Stones	10 - 13
Polishers	14 - 31
Polishing Pastes	32 - 34
Prophylaxis Pastes	35
Diamonds	36 - 43
Abrasive Kits	44 - 49
Accessories	50 - 51
Instructions for Use and Safety Precautions	52 - 53



## ABRASIVES, POLISHERS AND POLISHING PASTES

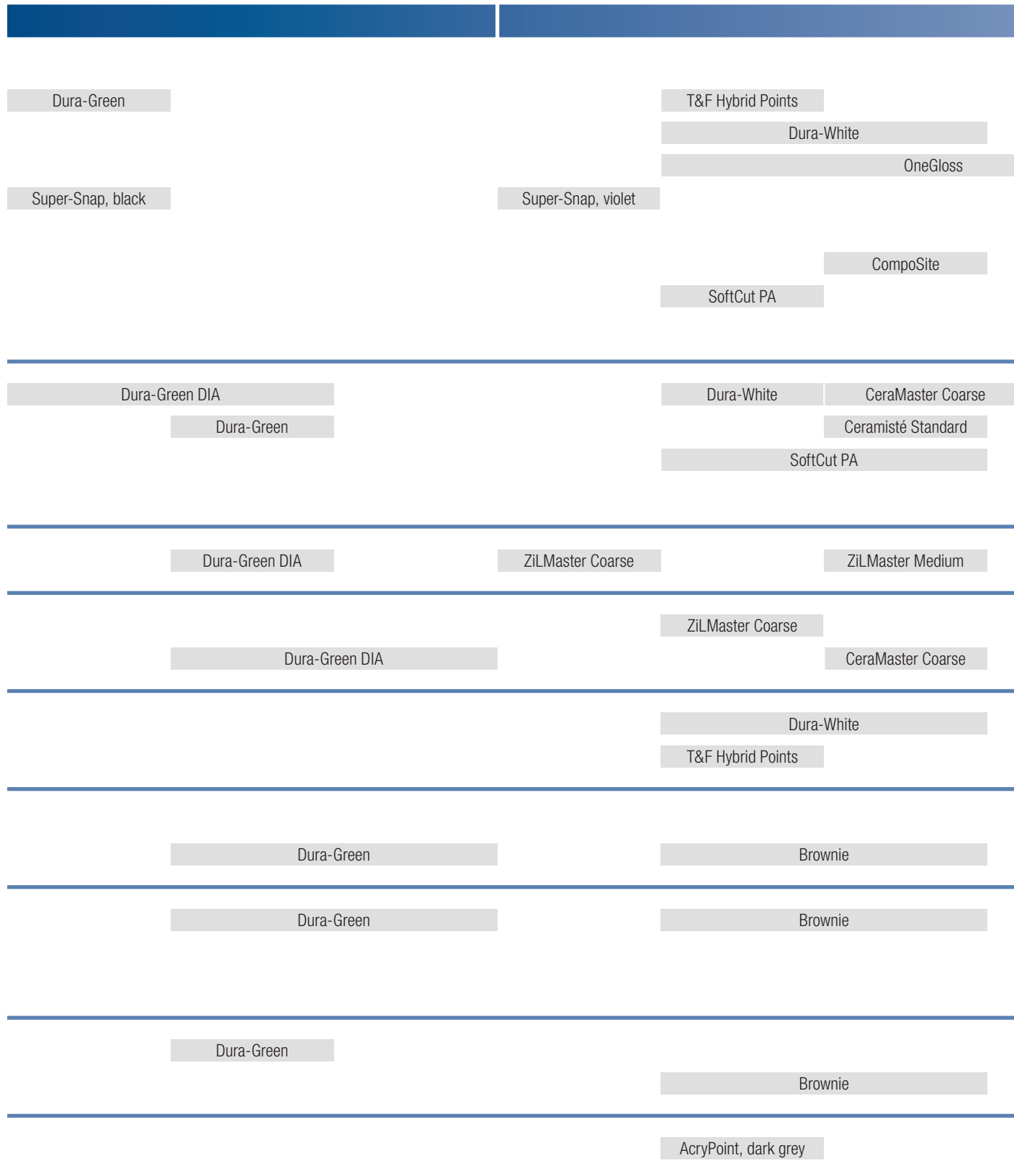


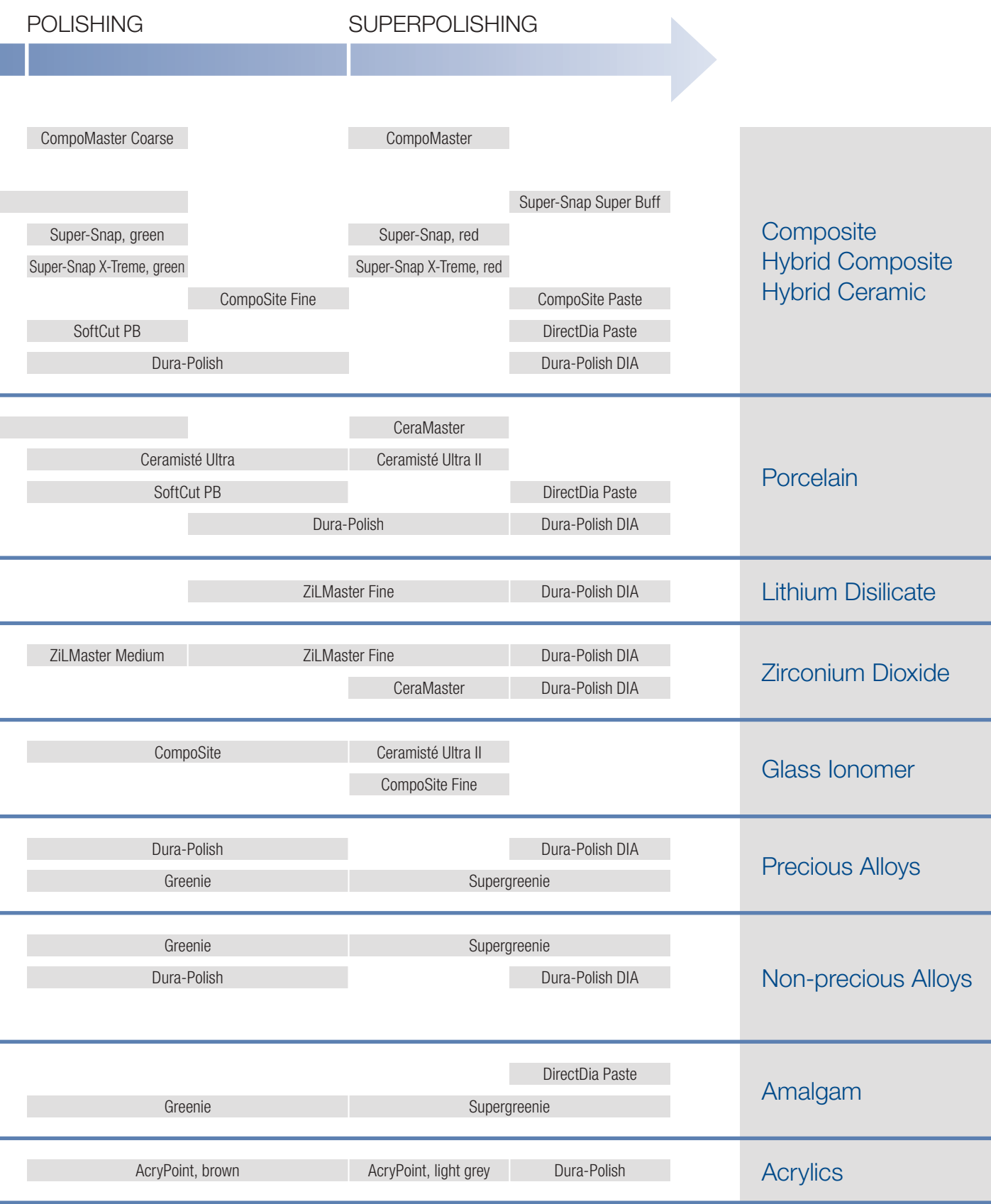
# Navigator

Application overview for rotary instruments

## CONTOURING

## FINISHING





AcryPoint, Dura-Polish and Dura-Polish DIA are not allowed for intraoral usage!  
 Dura-Green are not suited for the processing of ceramic alloys!

# Rotary Instruments

Whether ceramic abrasives or polishers: SHOFU's rotary instruments are available in various head sizes and different attachment and shank types – depending on handpiece design, indication and therapy. SHOFU offers a wide range of rotary instruments, not only for dentists, but also for laboratories.

The instruments should be used exclusively for their respective indications. It is important to insert them completely into the straight, contra-angle or turbine handpiece, taking care to avoid any jamming. The instruments should also be regularly inspected for any signs of wear.

Rotary instruments come in three shank types:

## ■ HP Shank


The smooth HP shank is attached to a straight dental handpiece (HP) by means of a chucking device. The standardised diameter of the HP shank is 2.35 mm.

## ■ CA Shank

The CA shank, 2.35 mm in diameter, fits positively in a contra-angle (CA) handpiece and is manually locked in place with the aid of a groove at the end of the shank.

## ■ FG Shank

The standardised diameter of the smooth FG (friction grip) shank is 1.6 mm; it is used in a high-speed turbine handpiece.



The HP mandrel is suitable for all unmounted wheels and disks (displayed here: SoftCut PB, Greenie and Brownie unmounted wheels). It reliably holds them and is easy to handle. It is advisable to always perform a test run before use and check the instruments for safety and smooth operation.



The optimised design of the mandrels for Super-Snap, Super-Snap Buff and Super-Snap SuperBuff ensures that these flexible disks are securely attached. SHOFU developed a special CA mandrel (with white banded shank) for all OneGloss polishers; in the example image with mounted Midipoint).






The most commonly used HP shapes of the Dura-Green ceramic-bonded stones are also available in economical laboratory packs of 72 pieces, in addition to the standard packs of 12 pieces (above: Dura-Green WH6 and IC5).

### Recommended Speed Range

The recommended speed range for best results varies depending on the shank type and head shape and size. The speed used must not exceed or fall below this range.

### Maximum Permissible Speed

The maximum permissible speed must not be exceeded! This would result in a substantial loss of material and an increased safety hazard for users and patients.


**Min<sup>-1</sup>**
Recom. 5,000-20,000 / 
 Max. 30,000 / 
 CP 3-5 N  
Water is needed for amalgam polishing

### Additional Notes

To ensure the safe and trouble-free use of the instruments, there are a few additional notes on certain areas of application.

### Contact Pressure

The recommended contact pressure provides optimal results. The use of excessive pressure must be avoided. This could damage the working part of the instrument, harm the pulp due to overheating, or produce undesirable surface roughness due to broken blades. Even instrument separation might result.

## info

You will find detailed information about all rotary instruments on the SHOFU website.

Additionally catalogues, instructions / directions for use and other publications are available as PDF files for download.

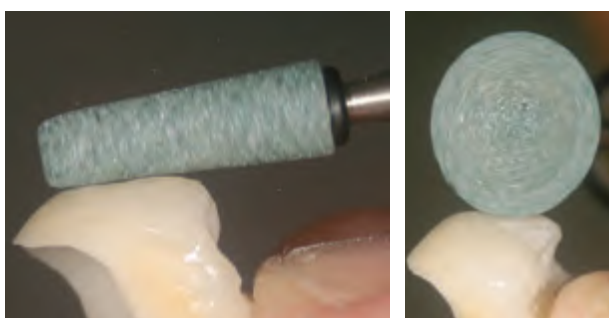


The diamond-coated Abrasives Dresser can be used to clean and redesign ceramic-bonded stones. Besides, it allows the user to easily adjust the stones, creating sharp angles and round shapes. When necessary, the Abrasives Dresser may be cleaned with a brush and water or in an ultrasonic bath. See page 50 for order information.

# Dura-Green

Silicon carbide stones with a ceramic binder

Dura-Green stones are made of high-quality silicon carbide and are exceptional for fast and splinter proof contouring and finishing of porcelain, composite, precious alloys, and amalgam.



In the dental laboratory the extensive range of shapes helps to optimally produce the individual characteristics of the surface texture of front teeth with their vertical and horizontal structures. In the dental practice Dura-Green stones are used for quick and simple contouring and finishing of restorations made of all modern filling materials.

■ Dura-Green stones can be cleaned or customised to any individual shape with the Abrasives Dresser.



## BENEFITS

- Precise concentricity
- Low vibration performance
- Consistent cutting action
- Binder matched exactly to the grinding particles
- Long-lasting operating life
- Optimal cutting performance

### Indications

- CHAIRSIDE  
Contouring and finishing of porcelain, composites, precious metal and amalgam
- IN THE DENTAL LABORATORY  
Contouring and finishing porcelain, indirect composites and metals

### Range of Application

Suitable for the following materials:  
porcelain, composite, precious alloys and amalgam



Shape	CN1	CN2	CY2	CY3	FL1	FL2	FL3	FL4	FL5	IC1	IC2	IC3
ISO No.	024	037	025	028	030	025	030	045	065	030	032	050
HP 12 pcs.	0002		0006	0007	0009	0010	0011	0012	0013	0014	0015	0016
HP 72 pcs.						HG10				HG14		HG16
CA 12 pcs.	0052	0053			0059	0060	0061	0062				0066
FG 12 pcs.	0101		0103			0104					0105	



Shape	IC4	IC5	IC6	IC7	IC9	KN1	KN3	KN4	KN5	KN7	PC1	PC2
ISO No.	045	070	065	125	135	050	070	080	060	125	030	050
HP 12 pcs.	0017	0018	0019	0020	0022	0023	0025	0026	0027	0029	0030	0031
HP 72 pcs.		HG18		HG20	HG22					HG29		
CA 12 pcs.											0080	0081



Shape	RD1	RD2	RD3	RD4	RE1	RE2	TC1	TC2	TC3	TC4	WH1	WH3
ISO No.	030	024	036	050	062	062	020	025	030	040	040	065
HP 12 pcs.	0032	0033	0034	0035	0036	0037	0039	0040	0041	0042	0043	0045
HP 72 pcs.										HG42		
CA 12 pcs.	0082	0083	0084		0086		0089	0090		0092		
FG 12 pcs.	0107	0108					0109				0110	0095



Shape	WH4	WH5	WH6
ISO No.	060	065	130
HP 12 pcs.	0046	0047	0048
HP 72 pcs.			HG48
CA 12 pcs.	0096		0098



Min<sup>-1</sup> Recom. 5,000-20,000 / Max. 30,000 / CP 3-5 N

PN	Quantity	Product
0002-0098	12 pcs.	Dura-Green stones: HP and CA shank
0101-0110	12 pcs.	Dura-Green stones: FG shank
HG10-HG48	72 pcs.	Dura-Green stones: HP shank

Info: Not suited for the processing of ceramic alloys

# Dura-Green DIA

## Vitrified-bonded diamond abrasives

Dura-Green DIA are designed for contouring porcelains, ceramic copings, fine anatomical details or fragile sensitive margin areas. Thanks to densely packed diamonds embedded throughout Dura-Green DIA provide smoother surfaces on all-ceramic and zirconia restorations and an enhanced performance versus silicon carbide instruments.

■ Low vibration and minimal heat generation make the abrasives comfortable and safe to use, eliminating any risk of chipping or micro-cracking. The instruments feature high edge stability and enhanced performance at the same time.



Min<sup>-1</sup> Max. 30,000

PN	Quantity	Product
0154	2 pcs.	Dura-Green DIA, shape KN7, HP shank
0155-0156	3 pcs.	Dura-Green DIA, shapes TC4, CY5, HP shank
0157	2 pcs.	Dura-Green DIA, shape WH6, HP shank
0158-0159	3 pcs.	Dura-Green DIA, shapes FL3, RD3, HP shank
0161-0162	3 pcs.	Dura-Green DIA, shapes IC5, TC2, HP shank
0163-0165	3 pcs.	Dura-Green DIA, shapes FL3, RD3, TC2, CA shank
0153	1 box	Dura-Green DIA: 1 each CY5, KN7, TC4, HP shank
0166	1 box	Dura-Green DIA: 1 each FL3, RD3, TC2, CA shank
0167-0168	3 pcs.	Dura-Green DIA, shapes FL3, RD2, FG shank
0504	1 pc.	SHOFU Adjuster (see page 50)

## BENEFITS

- Efficient and material-friendly processing
- Minimised risk of micro-cracking
- Low contact pressure
- Minimal heat generation
- High edge stability

### Indications


Contouring and finishing indirect restorations made of ceramics, zirconia, lithium disilicate etc.

### Range of Application

Suitable for the following materials:  
All-zirconia or zirconia-based restorations, lithium disilicate, alumina, pressed & layered ceramics and metal surfaces



The SHOFU Adjuster, made of aluminium oxide, is ideal for instrument cleaning and individual shape adjustment (see p. 50).



Shape	CY5	FL3	IC5	KN7	RD2	RD3	TC2	TC4	WH6
ISO No.	056	031	070	125	024	035	025	040	125
HP	0156	0158	0162	0154		0159	0161	0155	0157
CA		0163				0164	0165		
FG		0168			0167				

# Dura-White

Vitrified-bonded aluminium oxide stones

For finishing of enamel, glass ionomer cements, composites, porcelain and prepared tooth abutment, none exceeds the performance of Dura-White stones. Made of micrograined aluminium oxide grits, each "Arkansas" stone is perfectly balanced and suited for very fine finishing and smoothing of various dental materials.



Shape	CN1	CY2	FL1	FL2	FL3	IC4	KN1	RD1	RD2	RE1	TC1	TC4
ISO No.	024	025	030	025	030	045	050	030	024	062	020	040
HP	0201		0202	0203	0204	0205		0207	0208	0209	0210	0211
CA	0221		0222	0223	0224			0227	0228	0229	0230	
FG	0241	0243	0240	0244			0246	0247	0248		0249	



Shape	WH1	WH4
ISO No.	040	060
HP		0212
CA		
FG	0250	



## BENEFITS

- Precise concentricity
- Low vibration grinding
- Consistent finishing performance
- Economical
- High edge stability
- Long-lasting service life
- Wide range of shapes


### Indications

- CHAIRSIDE  
Finishing and very fine working of e.g. composite or glass ionomer filling materials, porcelain, tooth enamel, e.g. smoothing crown preparations after contouring with diamond abrasives
- IN THE DENTAL LABORATORY  
Very fine contouring and fine finishing of porcelain or composite restorations

### Range of Application

Suitable for the following materials:  
porcelain, composite, compomer, dental hard tissue, glass ionomer cement


PN	Quantity	Product
0201-0250	12 pcs.	Dura-White stones: HP, CA, FG shank

 **Min<sup>-1</sup>** Recom. 5,000-20,000 / Max. 30,000 / CP 2 N

# ZiLMaster

For zirconia and lithium disilicate

The three-step diamond impregnated polishing system smoothens the restorations, removes surface scratches occurred during contouring and provides a high-gloss polish. ZiLMaster is available in a variety of shapes and shanks for both extra- and intra-oral application.



## Indications

Systematic polishing of zirconia and lithium disilicate restorations:

- Finishing/Prepolishing: ZiLMaster Coarse with green banded shank
- Polishing: ZiLMaster Medium with blue banded shank
- Final polishing: ZiLMaster Fine with yellow banded shank



**Polishers:**  
Min<sup>-1</sup> Max. 20,000

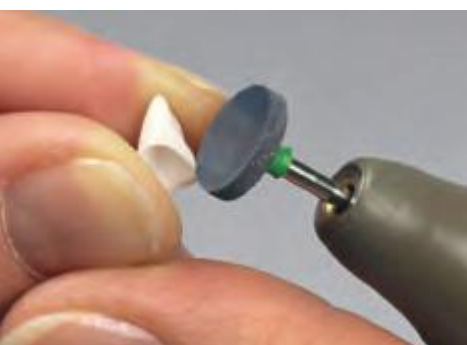


**Unmounted wheel:**  
Min<sup>-1</sup> Max. 15,000

## BENEFITS

- High gloss in 3 polishing steps
- Optimal ratio between speed and contact pressure
- Precise concentricity
- Low heat generation
- Fast and efficient use
- No polishing paste is needed

PN	Quantity	Product
<b>INDIVIDUAL ARTICLES</b>		
0640-0643, 0646-0649, 0652-0655, 0658-0673	3 pcs.	ZiLMaster Coarse, Medium, Fine shapes: bullet, knife, cup, minipoint, KN7, WH6, HP and CA shank
0645, 0651, 0657	1 pc.	ZiLMaster Coarse, Medium, Fine shape: unmounted wheel
<b>ASSORTMENTS</b>		
0644	1 box	ZiLMaster Coarse, HP shank, 1 each bullet, minipoint, KN7, WH6
0650	1 box	ZiLMaster Medium, HP shank, 1 each bullet, minipoint, KN7, WH6
0656	1 box	ZiLMaster Fine, HP shank, 1 each bullet, minipoint, KN7, WH6
0664	1 box	ZiLMaster Coarse, CA shank, 1 each bullet, knife, cup, minipoint
0669	1 box	ZiLMaster Medium, CA shank, 1 each bullet, knife, cup, minipoint
0674	1 box	ZiLMaster Fine, CA shank, 1 each bullet, knife, cup, minipoint






	Shape	Bullet	Knife	Cup	Minipoint	KN7	WH6	Unmounted wheel
	ISO No.	040	090	065	030	125	120	170
ZiLMaster Coarse	HP 3 pcs.	0640			0641	0642	0643	
	HP 1 pc.							0645
	CA 3 pcs.	0658	0662	0663	0661			
ZiLMaster Medium	HP 3 pcs.	0646			0647	0648	0649	
	HP 1 pc.							0651
	CA 3 pcs.	0665	0659	0668	0666			
ZiLMaster Fine	HP 3 pcs.	0652			0653	0654	0655	
	HP 1 pc.							0657
	CA 3 pcs.	0670	0672	0673	0671			

## ZiLMaster - Adjustment Kits

The complete system for contouring, finishing and polishing zirconia and lithium disilicate restorations is available in HP and CA shank. Dura-Green DIA contours the restorations, the three-step system ZiLMaster smoothens the restorations and provides a high gloss.

### HP shank - Contents

- Dura-Green DIA: 1 each KN7, TC4, WH6
- ZiLMaster Coarse: 1 each bullet, KN7, WH6
- ZiLMaster Medium: 1 each bullet, KN7, WH6
- ZiLMaster Fine: 1 each bullet, KN7, WH6



### CA shank - Contents

- Dura-Green DIA: 1 each FL3, RD3
- ZiLMaster Coarse: 1 each minipoint, knife, cup
- ZiLMaster Medium: 1 each minipoint, knife, cup
- ZiLMaster Fine: 1 each minipoint, knife, cup



PN	Quantity	Product
0680	1 pc.	ZiLMaster Adjustment Kit, HP shank
0681	1 pc.	ZiLMaster Adjustment Kit, CA shank

# Brownie ■ Greenie ■ Supergreenie

For precious alloys and amalgam

Impregnated with polishing ingredients these silicone polishers are recommended for a fast and brilliant polishing of precious alloys and amalgam. Brownies are used for prepolishing, Greenies for polishing and Supergreenies (with yellow banded shank) for high gloss polishing. Without the need of any additional polishing paste the high gloss arises from the use of the silicone polisher itself, which is impregnated with high-quality abrasive agents.



## Indications

### ■ CHAIRSIDE

Prepolishing, polishing and high-gloss polishing of metallic restorations such as inlays, onlays, crowns and bridges in the patient's mouth

### ■ IN THE DENTAL LABORATORY

Prepolishing, polishing and high-gloss polishing of metallic restorations such as inlays, onlays, crowns and bridges



## BENEFITS

- High gloss in 3 polishing steps
- Precise concentricity
- Customisable
- Low vibration polish
- Optimal ratio between speed and contact pressure
- Low heat generation
- Fast and efficient use



**Min<sup>-1</sup>** Recom. 5,000 - 7,000 / Contact Pressure 1 - 2 N  
Water is needed for amalgam polishing





	Shape	Cup	Minipoint	KN7	PC2	WH6	Floppie	Disk	Unmounted wheel
	ISO No.	065	030	125	050	120	220	160	220
Brownie	HP 12 pcs.			0271	0272	0273	0458		0453
	CA 12 pcs.	0401	0403	0281	0282	0283		0405	
	CA 72 pcs.	H401	H403						
	FG 12 pcs.	0411	0413						
	FG 72 pcs.	H411	H413						
Greenie	HP 12 pcs.			0274	0275	0276	0459		0454
	CA 12 pcs.	0402	0404	0284	0285	0286		0406	
	CA 72 pcs.	H402	H404						
	FG 12 pcs.	0412	0414						
	FG 72 pcs.	H412	H414						
Supergreenie	HP 12 pcs.			0277	0278	0279			454A
	CA 12 pcs.	402A	404B	0287	0288	0289			
	FG 12 pcs.	412A	414B						



Brownie, Greenie and Supergreenie polishers are available in boxes of 12 pieces. Brownie and Greenie cups and minipoints are also available in economical laboratory packs of 72 pieces.



PN	Quantity	Product
0271-0289	12 pcs.	Brownie, Greenie, Supergreenie shapes: KN7, PC2, WH6, HP and CA shank
0401-0414	12 pcs.	Brownie, Greenie, shapes: cup, minipoint, disk, CA and FG shank
0453, 0454, 454A	12 pcs.	Brownie, Greenie, Supergreenie shape: unmounted wheel
0458, 0459	12 pcs.	Brownie, Greenie shape: floppie, HP shank
402A, 412A, 404B, 414B	12 pcs.	Supergreenie shapes: cup, minipoint, CA and FG shank
H401-H414	72 pcs.	Brownie, Greenie shapes: cup, minipoint, CA and FG shank

# Ceramisté

For porcelain and tooth enamel

Ceramisté silicone polishers were designed specifically for the polishing of porcelain and tooth enamel. The Ceramisté system consists of Ceramisté Standard, Ceramisté Ultra and Ceramisté Ultra II polishers for all polishing steps.



**Min<sup>-1</sup>** Recom. 10,000-12,000 / Max. FG shank: 15,000;  
Max. others: 20,000 / CP 1-2 N

## BENEFITS

- Three coordinated polishing steps
- Optimal ratio between speed and contact pressure
- Customisable
- Low vibration polishing
- Long-lasting service
- No polishing paste is needed



	Shape	Bullet	Cup	Knife	Wheel	Midpoint	KN7	PC2	WH6	Unmounted wheel
	ISO No.	040	065	090	090	060	125	050	120	220
Standard (prepolish)	HP						0261	0262	0263	0451
	CA	0251	251A	0252	0253	253A				
	FG					253B				
Ultra (polish)	HP						0264	0265	0266	0452
	CA	0254	254A	0255	0256	256A				
	FG					256B				
Ultra II (superpolish)	HP						0267	0268	0269	452A
	CA	0257	257A	0258	0259	259A				
	FG		257B			259B				

### Indications

Systematic polishing up to a high gloss of porcelain and tooth enamel in three steps:

- Prepolishing Ceramisté Standard
- Polishing Ceramisté Ultra with yellow banded shank
- High gloss polishing Ceramisté Ultra II with white banded shank

PN	Quantity	Product
0251-0269	12 pcs.	Ceramisté Standard, Ultra, Ultra II shapes: KN7, PC2, WH6, HP shank shapes: bullet, knife, wheel, CA shank
251A-259A	12 pcs.	Ceramisté Standard, Ultra, Ultra II shapes: cup, midpoint, CA shank
253B-259B	12 pcs.	Ceramisté Standard, Ultra, Ultra II shapes: cup, midpoint, FG shank
0451, 0452, 452A	12 pcs.	Ceramisté Standard, Ultra, Ultra II shape: unmounted wheel

# SoftCut

For porcelain restorations

The two-step system SoftCut was developed for the polishing of fragile porcelain veneers, inlays and onlays. The two instruments of the system, SoftCut PA and SoftCut PB, are silicone polishers with integrated polishing agents. By varying the pressure, the polishing performance can be adjusted: the lighter the pressure, the higher the gloss.



PA

PB

## Indications

Contouring and polishing of porcelain

- SoftCut PA (with green banded shank) for polishing after rough finishing (for example with Dura-Green stones)
- SoftCut PB (with blue banded shank) for polishing after fine finishing (for example with Dura-White stones)



	Shape	PC2	WH6	Unmounted wheel
	ISO No.	050	120	220
SoftCut PA	HP		0564	0595
SoftCut PB	HP	0563	0565	0596

## BENEFITS

- Contouring and polishing in just one step
- Precise concentricity
- Efficient use
- Low heat generation



### Polishers:

**Min<sup>-1</sup>** Recom. 5,000-20,000 / Max. 20,000 / CP 1-2 N



### Unmounted wheel:

**Min<sup>-1</sup>** Recom. 5,000-15,000 / Max. 15,000 / CP 1-2 N

PN	Quantity	Product
0563-0565	12 pcs.	SoftCut PA / PB shapes: PC2, WH6, HP shank
0595-0596	12 pcs.	SoftCut PA / PB shape: unmounted wheel

# CeraMaster Coarse ■ CeraMaster

For ceramic restorations

These silicone polishers are densely filled with natural diamond particles. They are durable and designed for quick finishing and polishing of ceramic restorations, to provide a smooth surface. The combination of the different particle sizes of CeraMaster Coarse (dark-grey polishers) and the finer CeraMaster polishers (blue and white banded shank) ensures an efficient concept for a homogeneous surface treatment.



## Indications

■ CeraMaster Coarse polishers are designed for a quick finishing and prepolishing of ceramic restorations in one step only. They particularly show their forte when adjusting ceramic coping margins made from materials such as aluminium oxide and zircon oxide.

■ For superpolishing CeraMaster polishers are recommended. When using the CeraMaster polishers there is no need to use an additional polishing paste, as the high shine is produced by using the diamond-impregnated silicone polishers themselves.

## BENEFITS

- Silicone polisher with integrated diamond particles
- Individually customisable
- No polishing paste is needed
- Long-lasting service life
- Low heat generation



**Polishers:**  
**Min<sup>-1</sup>** Recom. 10,000-15,000 / Max. 20,000 / CP 1.5 N

**Unmounted wheel:**  
**Min<sup>-1</sup>** Recom. 5,000-10,000 / Max. 15,000 / CP 1.5 N

## info

When using the polishers intraorally, operate each polisher under dry conditions with intermittent strokes and supply compressed air to avoid an excess overheating of the ceramic and to protect the pulp.



	Shape	Bullet	Knife	Cup	Minipoint	KN7	WH6	Unmounted wheel
	ISO No.	040	090	065	030	125	120	220
CeraMaster Coarse	HP	126C			129C	127C	128C	132C
	CA	121C	122C	123C	124C			
CeraMaster	HP	0126			0129	0127	0128	
	CA	0121	0122	0123	0124			



Besides the single instruments there are two CeraMaster Coarse and CeraMaster assortments with 4 different polishers each available.



PN	Quantity	Product
<b>INDIVIDUAL ARTICLES</b>		
121C-124C, 126C-129C	3 pcs.	CeraMaster Coarse, HP and CA shank
132C	1 pc.	CeraMaster Coarse, unmounted wheel + HP mandrel
0121-0124, 0126-0129	3 pcs.	CeraMaster, HP and CA shank
<b>ASSORTMENTS</b>		
130C	1 box	CeraMaster Coarse, HP shank, 1 each bullet, minipoint, KN7, WH6
125C	1 box	CeraMaster Coarse, CA shank, 1 each bullet, knife, cup, minipoint
0130	1 box	CeraMaster, HP shank, 1 each bullet, minipoint, KN7, WH6
0125	1 box	CeraMaster, CA shank, 1 each bullet, knife, cup, minipoint

# AcryPoint

For PMMA resins

The AcryPoint silicone polishers are designed for adjusting, finishing and polishing of acrylic dentures, all acrylic appliances and acrylic impression trays without the need to use additional polishing pastes.



## Indications

- The coarse dark grey AcryPoints are used for adjustments.
- The brown AcryPoints with medium grit size are designed for finishing and prepolishing.
- The light grey AcryPoints with fine grit size are recommended for polishing.



## BENEFITS

- Three coordinated polishing steps
- Optimal surface polishing of PMMA
- Exact match of abrasive grains and binder
- High gloss polishing without the need of an additional polishing agent
- Low vibration performance
- Low heat development



	Shape	BP1	PC2
	ISO No.	100	050
Dark grey	HP 6 pcs.	0426	
	HP 12 pcs.		0423
Brown	HP 6 pcs.	0427	
	HP 12 pcs.		0424
Light grey	HP 6 pcs.	0428	
	HP 12 pcs.		0425



**Min<sup>-1</sup>** Recom. 5,000 - 10,000 / Max. 15,000 / CP 3-5 N  
Do not use intraorally!

PN	Quantity	Product
0423-0425	12 pcs.	AcryPoint, shape PC2, HP shank
0426-0428	6 pcs.	AcryPoint, shape BP1, HP shank

# CompoSite ■ CompoSite Fine

For composite

CompoSite instruments are designed for a perfect finish of composite restorations without scratching the surrounding enamel. CompoSite polishers are used for finishing and prepolishing, CompoSite Fine (with white banded shank) for polishing. The flexible and adaptable cups and disks will polish subgingival and interproximal surfaces safely while pear points and midpoints are recommended for the polish of occlusal and lingual surfaces.



## BENEFITS

- Silicone polishers with integrated abrasive grains
- Matches hardness of silicone
- Optimal ratio between speed and contact pressure
- Gentle treatment of the tooth enamel
- No polishing paste is needed
- Long-lasting tool life

**CA shank:**  
 Min<sup>-1</sup> Recom. 10,000-12,000 / Max. 20,000 / CP 0.5 N

**FG shank:**  
 Min<sup>-1</sup> Recom. 10,000-12,000 / Max. 15,000 / CP 0.5 N

### Indications

■ CHAIRSIDE

For finishing and polishing of micro and hybrid composite restorations such as inlays, onlays, crowns and bridges in the patient's mouth as well as for removing orthodontic adhesives

PN	Quantity	Product
0191-0299, 296B	12 pcs.	CompoSite / CompoSite Fine, CA and FG shank

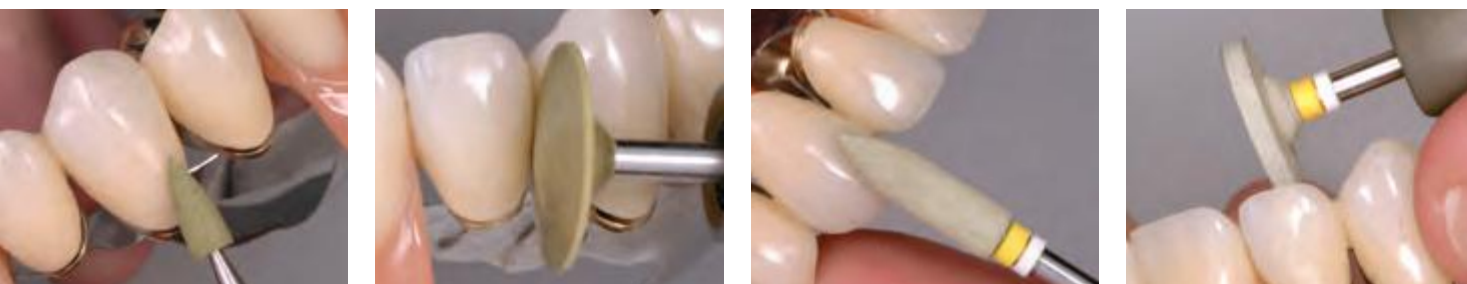


	Shape	Bullet	Knife	Wheel	Disk	Cup	Pear-Point	IC	Midpoint
	ISO No.	040	090	090	160	080	033	090	040
CompoSite	CA	0191	0192	0193	0194	0195	0196	0197	0198
	FG								0199
CompoSite Fine	CA	0291	0292	0293	0294	0295	0296	0297	0298
	FG						296B		0299

# CompoMaster Coarse ■ CompoMaster

For composite

The silicone polishers are impregnated with a carefully balanced blend of diamond particles. They are durable and designed for a quick finishing and prepolishing of composite restorations to provide a uniform and smooth surface.



The different grains of the coarse CompoMaster Coarse in combination with the finer CompoMaster polishers (with yellow and white banded shank) form an efficient approach to a homogeneous surface treatment.

## Indications

- CompoMaster Coarse polishers have been designed for contouring and prepolishing composite surfaces in one step.
- The use of CompoMaster instruments provides superpolished restorations.



## BENEFITS

- Silicone polishers with integrated diamond particles
- Precise concentricity
- Optimal ratio between speed and contact pressure
- Individually customisable
- No polishing paste is needed
- Particularly long-lasting tool life
- Low vibration processing
- Low heat generation



There are two CompoMaster Coarse and CompoMaster assortments with 4 different polishers each available.





	Shape	Bullet	Knife	Cup	Minipoint	KN7	WH6	Unmounted wheel
	ISO No.	040	090	065	030	125	120	220
CompoMaster Coarse	HP	116C			119C	117C	118C	131C
	CA	111C	112C	113C	114C			
CompoMaster	HP	0116			0119	0117	0118	
	CA	0111	0112	0113	0114			

PN	Quantity	Product
<b>INDIVIDUAL ARTICLES</b>		
111C-114C, 116C-119C	3 pcs.	CompoMaster Coarse, HP and CA shank
131C	1 pc.	CompoMaster Coarse, unmounted wheel + HP mandrel
0111-0114, 0116-0119	3 pcs.	CompoMaster, HP and CA shank
<b>ASSORTMENTS</b>		
120C	1 box	CompoMaster Coarse, HP shank, 1 each bullet, minipoint, KN7, WH6
115C	1 box	CompoMaster Coarse, CA shank, 1 each bullet, knife, cup, minipoint
0120	1 box	CompoMaster, HP shank, 1 each bullet, minipoint, KN7, WH6
0115	1 box	CompoMaster, CA shank, 1 each bullet, knife, cup, minipoint



#### Polishers:

**Min<sup>-1</sup>** Recom. 5,000 - 15,000 / Max. 20,000 / CP 0.5 N



#### Unmounted wheel:

**Min<sup>-1</sup>** Recom. 5,000 - 10,000 / Max. 15,000 / CP 0.5 N

## info

When using the polishers intraorally, operate each polisher under dry conditions with intermittent strokes and supply compressed air to avoid an excess overheating of the ceramic and to protect the pulp.

## OneGloss ■ OneGloss PS

For composite and tooth enamel

OneGloss and OneGloss PS instruments are made of highly concentrated aluminium oxide with silicone as binder. OneGloss PS (Plastic Shank) polishers are mounted on a sturdy plastic mandrel. The hygienic packaging ensures an easy storage and use of the instruments. As they are disposable they improve the process flow in the dental practice.

By simply altering the contact pressure, you can go from finishing to polishing with only one instrument:

- Finishing with high contact pressure (approx. 1 N)
- Polishing with feathery contact pressure (approx. 0.3 N)
- Removal of excess cement and polishing of enamel with moderate to light contact pressure
- Polishing of enamel and removal of tooth discolouration with light contact pressure



# OneGloss ■ OneGloss PS (continued from page 25)

For composite and tooth enamel



## Indications

### ■ CHAIRSIDE

The instruments are suited for finishing and polishing of all composite restorations and tooth enamel in one step, for the removal of excess cement without marring delicate inlays as well as for the removal of surface stains and for polishing of tooth enamel after professional cleaning.



#### OneGloss:

**Min<sup>-1</sup>** Recom. 3,000 - 10,000 / Max. 15,000 /  
CP: 0.3 N for polishing / 1.0 N for finishing



#### OneGloss PS:

**Min<sup>-1</sup>** Recom. 3,000 - 5,000 / Max. 5,000 /  
CP: 0.3 N for polishing / 1.0 N for finishing



Shape	Cup	Midpoint	IC	Minipoint	Mandrel
ISO No.	060	060	100	030	
	0181	0182	0183	0186	0435

## info

Use intermittent water spray when applying heavy pressure or polishing enamel.

OneGloss and OneGloss PS polishers are disposable.

## BENEFITS

- Silicone polishers with aluminium oxide
- Optimal ratio between speed and contact pressure
- Finishing and polishing with only one instrument
- No need to change instruments
- No polishing paste is necessary
- Optimal abrasive performance
- Low vibration action



OneGloss PS (Plastic Shank) silicone polishers are available as pre-assembled instruments. The instruments' heads (cup, midpoint, IC) are mounted on a durable plastic mandrel.

PN	Quantity	Product
<b>OneGloss</b>		
0180	1 pc.	OneGloss Kit 60 unmounted polishers (20 each cup, midpoint, IC) and 3 CA mandrels
0181-0183	1 pc.	OneGloss Refill 50 pcs., unmounted, shapes: cup, midpoint, IC
0186	12 pcs.	OneGloss minipoint, mounted, CA shank
0435	6 pcs.	CA mandrel
<b>OneGloss PS</b>		
0175	1 pc.	OneGloss PS Kit 50 pcs.: 15x cup, 15x IC, 20x midpoint, all individually wrapped
0176	50 pcs.	OneGloss PS, shape: cup, all individually wrapped
0177	50 pcs.	OneGloss PS, shape: midpoint, all individually wrapped
0178	50 pcs.	OneGloss PS, shape IC, all individually wrapped

# Super-Snap SuperBuff


For composite restorations

SuperBuff is a paste-impregnated disk for high gloss polishing of direct or indirect composite restorations. Before use the felt disks simply have to be moistened with water to generate a creamy polishing paste which leads quickly to a brilliant shine of the restoration. SuperBuff disks can be used frontal or with the flat lateral edge.



## Indications

High gloss polishing of composite restorations

 **Min<sup>-1</sup>** Recom. 8,000-12,000 / Max. 15,000 / CP 0.8 N  
Moisten before use

PN	Quantity	Product
0535	1 pc.	Super-Snap SuperBuff Kit 25 disks, 2 mandrels, CA shank
0536	50 pcs.	Super-Snap SuperBuff disks
0438	6 pcs.	FG mandrel
0439	6 pcs.	CA mandrel

SuperBuff polishing disks are disposable.



## BENEFITS

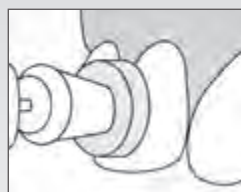
- Integrated polishing agent
- Activated by water
- Polishing of all composites
- Faster than polishing with pastes



1. Moisten with water



2. Polishing compound is generated



3. High gloss polishing



# Super-Snap ■ Super-Snap X-Treme

## Polishing of micro-filled and hybrid composites

The Super-Snap and Super-Snap X-Treme polishing system consists of coated disks and polishing strips used for the polish of micro-filled and hybrid composites.



### Indications

#### CHAIRSIDE

Contouring, finishing, polishing and superpolishing of composite restorations

- Contouring: Super-Snap disk black (coarse)
- Finishing: Super-Snap disk violet (medium)
- Polishing: Super-Snap disk green (fine)
- Superpolishing: Super-Snap disk red (superfine)

For interproximal finishing and polishing use Super-Snap Polystrips.

### No metal centre

Avoiding gouging and discolouration of composite and tooth enamel



### Thin and flexible disks

Bending under pressure without breaking and allowing easier access to interproximal areas

### Silicone shank protection

Elastic shank mount allows an easy placing of the disk onto the mandrel

## BENEFITS

Extremely thin and highly flexible

No metal centre

Consistent 4-step contouring, finishing and polishing system

Coordinated polishing strips for interproximal areas

No gouging of enamel or restoration

Secure hold of the disk onto the mandrel (maximum control during polishing)



Min<sup>-1</sup> Recom. 10,000 - 12,000 / Max. 15,000 /  
Contact Pressure 0.3 - 0.6 N

## ■ Super-Snap Disks

Super-Snap disks have elastic shank mounts which allow easy placing of the disks onto the mandrel. The disks are manufactured without a metal centre, thus avoiding gouging and discolouration of the composite or enamel. The thin disks are flexible, bending without breaking and allowing easier access to interproximal areas. The disks are available with the safe side down, safe

side up and double-sided coated and come in standard (ø 12 mm) and mini size (ø 8 mm).

## ■ Super-Snap Polystrips

The Super-Snap polishing system includes polishing strips, which are colour-coordinated to the disks with the same grits. They offer outstanding results in surface treatment and polishing of interproximal areas.

	Contouring		Finishing				Polishing		Superpolishing	
Disks										
	L506	L507	L508	L509	L528	L522	L501	L519	L502	L521
	Black (coarse)		Violet (medium)				Green (fine)		Red (superfine)	
Mandrels										
	0438			0439			0440			
	FG			CA			CA (resin)			
Polystrips										
	L525						L526			
	Black (coarse) / Violet (medium)						Green (fine) / Red (superfine)			

PN	Quantity	Product
<b>Super-Snap</b>		
0500	1 pc.	Super-Snap Rainbow Technique Kit, CA shank (see page 30)
0505	1 pc.	Super-Snap Mini-Kit, CA shank
L506	50 pcs.	Super-Snap disks, black (coarse), safe side down
L507	50 pcs.	Super-Snap mini disks, black (coarse), safe side down
L508	50 pcs.	Super-Snap disks, violet (medium), safe side down
L509	50 pcs.	Super-Snap disks, violet (medium), safe side up
L528	50 pcs.	Super-Snap disks, violet (medium) double-sided coated
L522	50 pcs.	Super-Snap mini disks, violet (medium) double-sided coated
L501	50 pcs.	Super-Snap disks, green (fine), double-sided coated
L519	50 pcs.	Super-Snap mini disks, green (fine) double-sided coated
L502	50 pcs.	Super-Snap disks, red (superfine), double-sided coated
L521	50 pcs.	Super-Snap mini disks, red (superfine), double-sided coated
L525	100 pcs.	Super-Snap polystrips, black / violet (coarse / medium)
L526	100 pcs.	Super-Snap polystrips, green / red (fine / superfine)

PN	Quantity	Product
<b>Super-Snap X-Treme</b>		
0508	1 pc.	Super-Snap X-Treme Technique Kit, CA shank (see page 30)
0506	1 pc.	Super-Snap X-Treme Standard Disk Kit, 50 each Super-Snap X-Treme disks green and red
0507	1 pc.	Super-Snap X-Treme Mini Disk Kit, 50 each Super-Snap X-Treme mini disks green and red
L511	50 pcs.	Super-Snap X-Treme disks, green (fine), double-sided coated
L512	50 pcs.	Super-Snap X-Treme disks, red (superfine), double-sided coated
L531	50 pcs.	Super-Snap X-Treme mini disks, green (fine), double-sided coated
L532	50 pcs.	Super-Snap X-Treme mini disks, red (superfine), double-sided coated
<b>Mandrels</b>		
0438	6 pcs.	FG mandrel *
0439	6 pcs.	CA mandrel, steel
0440	100 pcs.	CA mandrel, resin

\* Use FG shank only if slow running motors with FG mounts are available.

Super-Snap disks, Super-Snap X-Treme disks and polystrips are disposable.

# Super-Snap ■ Super-Snap X-Treme (Continued from page 29)

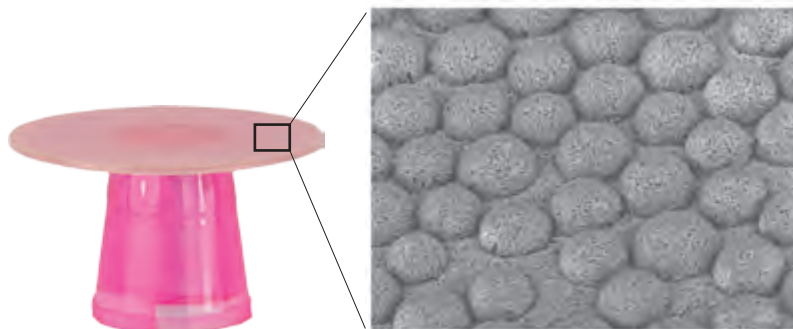
## Polishing of micro-filled and hybrid composites

### ■ Super-Snap X-Treme Disks

The new Super-Snap X-Treme disks – an enhancement of the original green and red Super-Snap disks – are thicker to allow an enhanced contact pressure during polishing. They feature a longer service life and an increased stiffness, while also maintaining their well-known flexibility in interproximal areas.

For the first time the red Super-Snap X-Treme disks are manufactured with an advanced 3D polishing technology. Semispherical shaped aluminiumoxide grits allow space for ground debris discharge and reduce clogging and secondary scratches.

Super-Snap X-Treme disks (standard and mini) are double-sided coated.



L D3.1 x400 200 µm



Super-Snap Rainbow Technique Kit

The kit contains 180 coordinated disks in four different grits (100 pcs. standard / 80 pcs. mini), 40 polystrips, 2 Dura-White stones (CN1 and FL2), 1 CompoSite Fine midpoint and 4 CA steel mandrels.



Super-Snap X-Treme Technique Kit

Included are 160 disks in four different grits (80 pcs. Super-Snap / 80 pcs. Super-Snap X-Treme), 40 polystrips, 2 Dura-White stones (CN1 and FL2), 2 CompoSite and CompoSite Fine midpoint each as well as 4 CA steel mandrels.



Super-Snap Mini-Kit

The kit contains 48 disks in all available grits (32 pcs. standard / 16 pcs. mini), 1 CompoSite Fine midpoint and 1 CA mandrel.



Super-Snap X-Treme Disk Kits

The Super-Snap X-Treme Standard Disk Kit contains 50 pcs. each red and green standard disks, while the Super-Snap X-Treme Mini-Disk Kit contains 50 pcs. each red and green mini disks.

# Super-Snap Buff Disk ■ Buff Mini-Disk

For composites, porcelain and gold restorations

The Super-Snap Buff Disks and Buff Mini-Disks feature a synthetic felt polishing cloth on the outer surface which retains expensive polishing pastes with minimum splatter or waste during use. Just a feathery polishing is sufficient for producing a high lustrous shine on porcelain and composites, with the flexible disks adapting to the tooth's natural contours. The disks have no metal centres or exposed mandrels thus avoiding discolouration of composites or ridge formation. The best results can be achieved in combination with SHOFU polishing pastes.



## BENEFITS

- Polishing paste adheres to the felt coating
- Clean and economical working with polishing paste
- No metal centre

### Indications

- Felt disk for the polish of composites, porcelain or gold restorations with polishing paste

PN	Quantity	Product
L523	25 pcs.	Super-Snap Buff Disk + 1 CA mandrel
L524	25 pcs.	Super-Snap Buff Mini-Disk + 1 CA mandrel
0438	6 pcs.	FG mandrel
0439	6 pcs.	CA mandrel

Super-Snap Buff Disks and Buff Mini-Disks are disposable.



Min<sup>-1</sup> Recom. 5,000 - 10,000 / Max. 10,000 / Contact Pressure 0.3 - 0.6 N

# DirectDia Paste

Diamond impregnated polishing paste for intra- and extraoral high gloss polish

DirectDia Paste is a 20 % diamond polishing paste that uses synthetic diamond powder (particle size between 2 and 4  $\mu\text{m}$ ) as an abrasive grain. It provides high lustre polishing to any restoration and has been developed for polishing natural teeth or restorative materials, including porcelain, direct composites, or metals. The paste has a pleasant lime flavor and is easy to detect in the patient's mouth because of its light green colour.



Rice-sized quantity for one tooth



Use of Super-Snap Buff Disk



Easy to detect due to green colouring

## Indications

- Removal of discolourations and high lustre polishing of all restorative materials
- Polishing and cleaning of natural teeth

PN	Quantity	Product
0558	1 syringe	DirectDia Paste, 3 g 2 application tips with cap

## info

Recommended for use with Super-Snap Buff Disks and Buff Mini-Disks. The flexible felt disks allow an effective application and reach all areas of the natural tooth.

To prevent splatter and avoid excessive heat generation always use rotary instruments at speeds below 10,000 rpm.

The target surface is not required to be dry; water- or saliva moistened surfaces are entirely acceptable. Subsequently rinse thoroughly with water.

## BENEFITS

- Green colouration to be easily distinguished in the patient's mouth
- Exact dosing by the application tip
- Coordinated viscosity for easy handling
- Palatable lime flavour





# CompoSite Polishing Paste

For high gloss polishing of microfilled or hybrid composites

The CompoSite polishing paste is comprised of smooth polishing cream with submicron aluminium oxide abrasive particles to provide a long-lasting, brilliant shine on both anterior and posterior restorations.

## BENEFITS

- Economical to use
- Simple dosage
- Rapid high gloss
- Soluble in water

### Indications


#### CHAIRSIDE

For polishing composite restorations in the patient's mouth the optimal results are achieved by using CompoSite polishing paste in combination with Super-Snap Buff Disk and Super-Snap Buff Mini-Disk.

#### IN THE DENTAL LABORATORY

Polishing of indirect composite surfaces



 **Min<sup>-1</sup>** Recom. 5,000 - 10,000

## info

After completion of the finishing and prepolishing sequence (e.g. with Super-Snap disks or CompoSite polishers) apply a small amount of the polishing paste directly to the centre of a moistened Super-Snap Buff Disk or Buff-Mini Disk.

To reduce splatter, spread the paste in a thin, even layer on the felt disk and polish the adjusted surface by using light buffing strokes at slow speed (less than 10,000 rpm).

Keep the paste moist throughout the polishing procedure. After polishing remove any residual paste with water spray.

PN	Quantity	Product
0551	1 syringe	CompoSite Polishing Paste, 5 g



# Dura-Polish ■ Dura-Polish DIA

## Polishing paste system

Dura-Polish is impregnated with up to 73 % by weight with aluminum oxide particles, and efficiently achieves a very homogeneous surface when prepolishing composite, alloys, denture acrylics and PMMA, especially in difficult to reach areas.

Dura-Polish DIA is filled to an extremely high level (67 % by weight) with industrial diamond particles. Due to the ultra fine particle size of < 1 µm this polishing paste achieves an excellent and consistent high gloss with composite and porcelain.



### Indications

#### ■ DURA-POLISH

Prepolishing and polishing of composite, alloy and denture acrylics

#### ■ DURA-POLISH DIA

High-lustre polishing of composite and porcelain, zirconium and alloys



Min<sup>-1</sup> Max. 10,000  
Not suitable for intraoral use!

## BENEFITS

Adhesive character of paste ensures maximum surface contact

Viscosity of paste minimises splattering

Economical to use

Excellent polishability

PN	Quantity	Product
0552	1 jar	Dura-Polish, 20 g
0554	1 jar	Dura-Polish DIA, 5 g



# Merssage ■ Pressage

## Prophylaxis pastes for all indications

These prophylaxe pastes are available in different kinds. The fluoride containing Merssage pastes remove plaque and provide a smooth and polished tooth surface. The non-fluoride Pressage paste is designed for cleaning tooth surfaces before bleaching and the application of etchants, bonding agents, and sealants.

### Indications

#### ■ MERSSAGE REGULAR

RDA 170-180, with fluoride

Merssage Regular – with peppermint taste – is used for the removal of discolouration and at the beginning of the prophylaxis treatment, as well as for polishing teeth surfaces after the removal of orthodontic appliances.

#### ■ MERSSAGE FINE

RDA 40-50, with fluoride

Merssage Fine – with lemon taste – is used for the removal of plaque and extrinsic stains on the tooth surfaces and for polishing after scaling or bleaching.

#### ■ MERSSAGE PLUS

RDA < 10, with fluoride

Merssage Plus – with orange taste – is used for polishing after scaling or bleaching, for prevention of reattached stains as well as for cleaning of restorative materials and polishing the surface.

#### ■ PRESSAGE

RDA 170-180, without fluoride

The tasteless Pressage paste is used for the surface cleaning before bleaching or application of etchants, bonding agents or fissure sealants. It does not contain fluoride, as this can weaken the bonding strength and the bleaching effect.



PN	Quantity	Product
0572	1 tube	Merssage Regular, 40 g
0573	1 tube	Merssage Fine, 40 g
0575	1 tube	Merssage Plus, 38 g
0574	1 tube	Pressage, 40 g



Min<sup>-1</sup> Max. 2,000  
Do not operate with water spray!

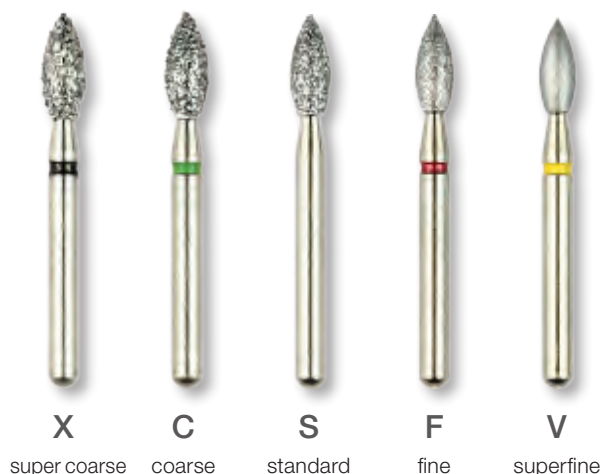
# Robot Points FG Diamonds

Precision diamonds for cavity and crown stump preparation and minimally invasive therapy

Exact dosages of diamond particles are evenly distributed on a one piece shank of hardened stainless steel. The ideal relation of the protruding and embedded part of the diamond particle ensures a long lasting low vibration performance.

## Grit sizes

Besides the standard grained Robot Points (S, without shank marking), there is a range of super coarse (X, black banded shank), coarse (C, green banded shank), fine (F, red banded shank) and superfine (V, yellow banded shank) diamonds.



## Minimally invasive diamonds

Robot Points for minimally invasive therapy were developed for the maximal protection and preservation of healthy tooth substance. Six special shapes are available for the fine preparation of wedge shaped defects up to occlusal cavities.

The differently shaped, delicate abrasives have a very homogeneous grit (100 µm, standard). The very short head length (0.7 - 2.0 mm) and a slender shank neck ensure an unimpeded view on the prepared surface. For the precise preparation in the sense of the MiCD concept these Robot Points are used at a maximum speed of 300,000 rpm.



**Min<sup>-1</sup>** Recom. 120,000 - 450,000 / CP 0 - 0.8 N

## BENEFITS

Exact, even distribution of diamond particles

Five grit sizes: super coarse, coarse, standard, fine, superfine

Shank and working end are produced from a one-piece blank

Long-lasting

Precise concentricity

## Indications

### ■ CHAIRSIDE

For cavity and crown preparation as well as adjusting direct restorative materials

### ■ IN THE DENTAL LABORATORY

E. g. fine adjustments to fully anatomical designed occlusal surfaces of porcelain crowns, inlays, onlays; finishing of approximal areas

## Range of Application

Suitable for the following materials:

Tooth enamel, porcelain, composite, filling materials such as GIC, cements

## info

Robot Points should always be used intermittently with low pressure and water cooling.

The colour coding of the order number indicates the individual maximum speed:

**Cyan** max. 450,000 rpm

**Blue** max. 300,000 rpm

**Orange** max. 160,000 rpm

**Violet** max. 120,000 rpm

Shape	Straight Cylinder						Straight Cylinder, round end				Tapered Cylinder, flat end				
PN	0800-1	0801-1	0803-1	0805-1	0807-1	808V-1	845X-1	845C-1	846-1	846F-1	0810-1	0812-1	0813-1	0814-1	0816-1
ISO No.	010	013	015	016	018	013	016	015	016	014	012	017	017	022	016
Head length (mm)	4.0	4.5	7.0	7.0	7.0	8.0	8.0	8.0	8.0	8.0	4.0	4.4	5.0	5.0	7.0

Shape	Tapered Cylinder, flat end							Tapered Cylinder, round end							
PN	817C-1	0818-1	0820-1	820F-1	0822-1	0824-1	0830-1	0831-1	832X-1	0832-1	832F-1	0833-1	833V-1	0834-1	835X-1
ISO No.	019	021	017	015	020	022	013	013	018	016	015	017	018	016	019
Head length (mm)	9.0	9.0	10.0	10.0	12.0	10.0	5.0	9.0	7.0	7.0	7.0	9.0	9.0	10.0	9.0

Shape	Tapered Cylinder, round end								Tapered Cylinder, corner round						
PN	835C-1	0835-1	835F-1	0836-1	836V-1	0837-1	0838-1	0839-1	839V-1	0789-1	0789V-1	0790-1	0790V-1	0791-1	0791V-1
ISO No.	018	018	016	021	021	023	023	023	023	018	018	021	021	018	018
Head length (mm)	9.0	9.0	9.0	9.0	9.0	9.0	11.5	9.0	9.0	4.0	4.0	5.0	5.0	7.0	7.0

Shape	Tapered Cylinder, corner round								Tapered Cylinder, needle							
PN	0792-1	0792V-1	0793-1	0793V-1	0825-1	0825V-1	0826-1	0826V-1	847F-1	0848-1	848F-1	850X-1	0850-1	850F-1	0852-1	
ISO No.	019	019	023	023	027	027	031	031	014	013	012	018	016	015	022	
Head length (mm)	10.0	10.0	10.0	10.0	3.5	3.5	3.5	3.5	6.0	8.0	8.0	10.0	10.0	10.0	10.0	

Shape	Flame										Bud				
PN	840X-1	840C-1	0840-1	840F-1	840V-1	841V-1	0842-1	842F-1	843V-1	0844-1	0880-1	880V-1	0881-1	883X-1	883C-1
ISO No.	016	015	014	013	012	009	017	016	012	023	017	014	022	023	022
Head length (mm)	7.5	7.5	7.5	7.5	7.5	4.0	7.5	7.5	6.0	9.0	3.0	3.4	3.5	5.0	5.0

# Robot Points FG Diamonds (Continued from page 37)

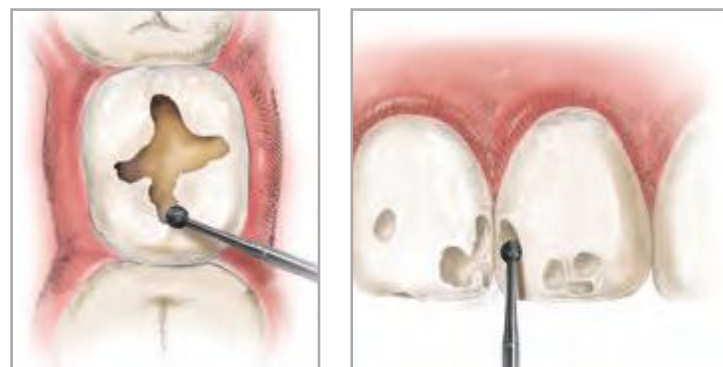
Precision diamonds for cavity and crown stump preparation and minimally invasive therapy

Shape	Bud			Inverted Cone S Type						Inverted Cone				Ball	
PN	0883-1	883F-1	883V-1	0855-1	0856-1	0858-1	0859-1	0860-1	0861-1	0864-1	0865-1	0866-1	0868-1	0870-1	0872-1
ISO No.	022	020	019	013	018	021	010	015	017	014	016	025	020	024	014
Head length (mm)	5.0	5.0	5.0	1.5	2.0	2.3	2.2	3.6	3.5	1.4	1.6	1.7	4.4	7.0	1.0

Shape	Ball						Pear						Wheel		
PN	0874-1	874V-1	0875-1	875F-1	876X-1	0876-1	0878-1	0879-1	0882-1	882V-1	0891-1	892X-1	0892-1	0885-1	0886-1
ISO No.	016	015	018	017	024	022	015	018	021	020	025	034	033	044	052
Head length (mm)	1.2	1.3	1.4	1.4	1.8	1.8	4.5	4.5	5.0	5.0	6.5	5.0	5.0	1.4	0.8

Shape	Wheel, knife edge	Wheel, round end				Egg	Guide Groove Cutter	Corn	Special Shape						
PN	0888-1	0890-1	0894-1	895X-1	895C-1	0895-1	0893-1	893V-1	0896-1	0897-1	898X-1	0898-1	889V-1	0899-1	899V-1
ISO No.	028	050	034	047	046	046	029	029	026	036	034	033	028	035	035
Head length (mm)	0.8	1.2	1.3	1.9	1.8	1.8	4.9	4.9	3.6	4.0	5.0	5.0	5.6	5.7	5.7

Shape	MI Preparation					
PN	0944-1	0945-1	0946-1	0947-1	0948-1	0949-1
ISO No.	009	011	013	008	010	012
Head length (mm)	0.7	0.9	1.1	2.0	2.0	2.0



Six special shapes are available for minimally invasive treatment. They can be used for the fine preparation of wedge shaped defects up to occlusal cavities.

# All Ceramic Preparation Kit

Preparation system for all-ceramic restorations

The assortment of the 17 instruments is ideally suited for the preparation of the anterior area, for the preparation of premolars and molars as well as the inlay and facet preparation. The shapes of the abrasives are optimally designed for the aspired preparation, ensuring a shape congruent performance.

## Contents

Robot Points - 1 each:

808V-1, 825-1, 825V-1, 826-1, 826V-1, 833-1, 833V-1, 836-1, 836V-1, 839-1, 839V-1, 893-1, 893V-1, 896-1, 897-1, 899-1, 899V-1



PN	Quantity	Product
0955	1 pc.	All Ceramic Preparation Kit

# CAD/CAM Preparation Kit

Preparation kit for all-ceramic and hybrid ceramic CAD/CAM restorations

The attractively designed assortment contains eleven diamond coated and shape adjusted rotary instruments for the quick and easy conservative preparation as well as for the preparation of all-ceramic or hybrid ceramic restorations; anterior and posterior. The bur stand is made from stainless steel, hence it is non-corrosive and can be sterilised.

## Contents

Robot Points - 1 each:

0833-1, 0836-1, 836V-1, 0839-1, 839V-1, 0893-1, 893V-1, 0882-1, 882V-1, 808V-1, 889V-1



PN	Quantity	Product
0956	1 pc.	CAD/CAM Preparation Kit

# Hybrid Points

## Diamond points for cavity and crown stump preparation

Hybrid Points are the result of a development process combining both diamond and abrasive technologies. The special coating technology with natural diamond particles in standard grit guarantees a high cutting performance with a low contact pressure and secure cooling. Twelve different shapes and sizes are available for the different preparation steps.

PN	0901-1	0903-1	0905-1	0907-1	0909-1	0911-1	0913-1	0915-1	0917-1	0919-1	0921-1	0923-1
ISO No.	010	014	018	008	010	008	010	009	010	012	010	012
Head length (mm)	1.0	1.0	1.6	1.0	0.8	3.0	1.4	2.9	4.0	4.0	3.7	3.7
Bur No.	2	4	6	34	35	245	331	556/56	557/57	558/58	700/170	701/171

## BENEFITS

Exact, uniform distribution of the diamond particles

Sturdy stainless shank

Low vibration grinding

High grinding performance with little contact pressure and secure cooling



### Indications

#### CHAIRSIDE

Cavity and crown stump preparations

### Range of Application

Suitable for the following materials:  
Tooth enamel, porcelain



Min<sup>-1</sup> Recom. 300,000 - 450,000 / CP 0 - 0.8 N

PN	Quantity	Product
0901-1-0923-1	6 pcs.	Hybrid Points, FG shank
0900	1 pc.	Hybrid Points Kit

The instruments are individually packed in plastic containers.



The Hybrid Points Kit contains 12 Hybrid Points and 10 T&F Hybrid Points.

## info

The colour coding of the order number indicates the individual maximum speed:




Cyan	max. 450,000 rpm
Blue	max. 300,000 rpm



# T&F Hybrid Points

Ultra-fine diamonds for finishing of tooth enamel, porcelain and composite

T&F Hybrid Points with their ultra fine diamond particles fulfill the requirements of modern, aesthetic dentistry regarding minimal corrections and best preparation for polishing. The instruments are available in ten different sizes and shapes for the different preparation steps and individually packed in plastic containers.

										
<b>PN</b>	0925-1	0927-1	0929-1	0931-1	0933-1	0935-1	0937-1	0939-1	0941-1	0943-1
<b>ISO No.</b>	018	014	018	014	018	012	009	012	013	011
<b>Head length (mm)</b>	1.6	3.0	3.5	3.0	3.5	4.0	3.7	4.2	6.0	8.0
<b>Bur No.</b>	7006	7104	7106	7404	7406	7803	7901	7903	LT1	LT2

## Indications

### CHAIRSIDE


Finishing of composites; very fine adjustments to tooth enamel and porcelain

## Range of Application

Suitable for the following materials:  
Tooth enamel, porcelain, composites



The T&F Hybrid Points Kit contains all 10 shapes.

 **Min<sup>-1</sup>** Recom. 300,000 - 450,000 / CP 0 - 0.8 N

PN	Quantity	Product
0925-1-0943-1	6 pcs.	T&F Hybrid Points, FG shank
0950	1 pc.	T&F Hybrid Points Kit

## BENEFITS


- Exact, even distribution of very fine diamond particles
- Computerised manufacturing technique
- Consistent performance
- Ideal surface finish before final polishing
- Precise concentricity

# TPE Diamonds

Tissue-protective, end-cutting diamonds for the subgingival shoulder preparation

A significant feature of these diamonds is the uncoated bevelling to the cutting surface, designed to avoid lacerating the adjacent tissue or undercutting the axial wall during a shoulder preparation. TPE Diamonds (Tissue-Protective, End-Cutting) are available in normal head length with fine and coarse grit and in short head length with coarse grit.

PN	680C-1	680F-1	682C-1	682F-1	682S-1	684C-1	684F-1	684S-1	686C-1	686F-1
ISO No.	010	010	012	012	012	014	014	014	016	016
Head length (mm)	9.0	9.0	9.0	9.0	6.0	9.0	9.0	6.0	9.0	9.0
Diameter (mm)	1.0	1.0	1.2	1.2	1.2	1.4	1.4	1.4	1.6	1.6



## BENEFITS

- Tissue-protective, end-cutting
- Exactly centred
- Long lasting
- Consistent cutting performance

### Indications

#### CHAIRSIDE

- Coarse (C – no shank marking):  
for rapid reduction of the shoulder margin into the gingival sulcus
  - Fine (F – red banded shank):  
for smooth finishing of the shoulder margin, finishing sub gingival shoulder preparation
- The short head (in coarse grit only) is recommended when accessibility is limited.

### Range of Application

Tooth enamel: shoulder preparation



The TPE Diamonds Kit contains nine selected diamonds.

Min<sup>-1</sup> Recom. 300,000 - 450,000 / CP 0 - 0.8 N

PN	Quantity	Product
680C-1- 686F-1	6 pcs.	TPE Diamonds, FG shank
0688	1 pc.	TPE Diamonds Kit


# Gingi Curettage Diamonds

For crown and bridge preparation and grinding of tooth stumps

The gold coloured standard grit FG diamonds are designed to establish a chamfered finish to the tooth surface in crown and bridge preparations, giving an ideal profile for precise impression taking. They are made with a 3° axial side taper, a 45° tip angle to the axis and a 1.52 mm point radius.



PN	C061-1	C062-1	C063-1	C081-1	C082-1	C083-1	C084-1	C085-1	C101-1	C102-1	C103-1
ISO No.	012	014	017	013	016	018	019	021	014	015	021
Head length (mm)	6.0	6.0	6.0	8.0	8.0	8.0	8.0	8.0	10.0	10.0	10.0

 **Min<sup>-1</sup>** Recom. 160,000 - 450,000 / CP 0 - 0.8 N

PN	Quantity	Product
C061-1 - C103-1	6 pcs.	Gingi Curettage Diamonds, FG shank
C200	1 pc.	Gingi Curettage Diamonds Kit

## Indications

■ CHAIRSIDE  
Crown and bridge preparation, grinding of tooth stumps

## Range of Application

Suitable for the following materials:  
Tooth enamel and dentine



## BENEFITS

- Exact, even distribution of the diamond particles
- Precise concentricity
- Low vibration performance
- High cutting performance with low pressure and secure cooling

## info

The colour coding of the order number indicates the individual maximum speed:

- Cyan** max. 450,000 rpm
- Blue** max. 300,000 rpm
- Orange** max. 160,000 rpm



The Gingivectomy Diamonds Kit contains the six most popular shapes C062-1, C081-1, C083-1, C084-1, C102-1, C103-1.

# CeraMaster Finishing & Polishing Kit

For finishing and polishing of all porcelain restorations

The kit includes all necessary rotary instruments for the systematic finishing and polishing of porcelain restorations in the dental practice.

## Contents

Dura-Green: 1 each CN1, FL2, RE1  
 Dura-White: 1 each CN1, FL2, RE1  
 CeraMaster Coarse: 1 each knife, cup, minipoint  
 CeraMaster: 1 each knife, cup, minipoint

PN	Quantity	Product
0332	1 pc.	CeraMaster Finishing & Polishing Kit, CA shank



# Porcelain Veneer Kit

Assortment for all working steps from preparation to lustre finish

The Porcelain Veneer Kit contains all necessary rotary instruments for the preparation of the tooth, for fine adjustments to porcelain and the final super polish to a high gloss.

## Contents

Robot Points, standard: 1x 0835-1  
 Robot Points, fine: 1 each 835F-1, 883F-1  
 T&F Hybrid Points: 1 each 7404, 7803, 7901  
 Dura-White: 1 each FL2, RE1  
 Ceramisté Standard: 1 each knife, wheel  
 Ceramisté Ultra: 1 each knife, wheel, cup  
 Ceramisté Ultra II: 1 each knife, wheel, cup

PN	Quantity	Product
0300	1 pc.	Porcelain Veneer Kit, CA-FG shank combination



# Porcelain Laminate Polishing Kit

Systematic polishing of porcelain and enamel in three steps

With the polishers Ceramisté Standard, Ceramisté Ultra and Ceramisté Ultra II this kit offers the proper instruments for each working step from prepolishing to high-gloss polishing. The assortment of Ceramisté polishers with midpoint and cup shapes is ideal for harmonising the marginal seals between porcelain and tooth enamel. The kit is also suitable for polishing porcelain veneers.

## Contents

Ceramisté Standard: 4 each cup, midpoint

Ceramisté Ultra: 2 each cup, midpoint

Ceramisté Ultra II: 1 each cup, midpoint

PN	Quantity	Product
0317	1 pc.	Porcelain Laminate Polishing Kit, CA shank
0318	1 pc.	Porcelain Laminate Polishing Kit, FG shank



# Enamel Adjustment Kit

For adjustment and systematic polishing of tooth enamel and porcelain

The Enamel Adjustment Kit is indispensable in the dental practice for very fine adjustments of natural dentition or porcelain restorations and subsequent high-gloss polish in the patient's mouth. The choice of shapes is particularly well suited for working on difficult to reach areas, such as interproximal areas or occlusion surfaces.

## Contents

Dura-White: 1 each FL2, RD1, TC1

Ceramisté Standard: 1 each knife, wheel, bullet

Ceramisté Ultra: 1 each knife, wheel, bullet

Ceramisté Ultra II: 1 each knife, wheel, bullet

PN	Quantity	Product
0307	1 pc.	Enamel Adjustment Kit, CA shank



# Porcelain Adjustment Kit

For polishing of porcelain restorations in the dental laboratory or chairside

This kit contains all instruments for splitter free corrections of ready to place porcelain restorations and polishing to high gloss without an additional firing cycle.

## Contents

Dura-White: 1 each CN1, FL3, RE1  
 Ceramisté Standard: 1 each KN7, PC2, WH6  
 Ceramisté Ultra: 1 each KN7, PC2, WH6  
 Ceramisté Ultra II: 1 each KN7, PC2, WH6

PN	Quantity	Product
0301	1 pc.	Porcelain Adjustment Kit, HP shank



# Amalgam Polishing Kit

Polishing kits for amalgam and precious alloys

The kits are available in contra angle or friction grip shank and contain all important instruments for all polishing steps up to high gloss.

## Contents

Cup: 3x Brownie, 2x Greenie, 1x Supergreenie  
 Minipoint: 3x Brownie, 2x Greenie, 1x Supergreenie

PN	Quantity	Product
0308	1 pc.	Amalgam Polishing Kit, CA shank
0309	1 pc.	Amalgam Polishing Kit, FG shank



# GIC Polishing Kit

For finishing and polishing of glass ionomer and compomer restorations

The kit contains all important instruments for finishing and polishing restorations from conventional glass ionomer cements, resin modified glass ionomers and compomers.

## Contents

- T&F Hybrid Points: 1 each 7406, 7803
- Dura-White: 1 each CN1, FL2, RD1, RD2
- CompoSite: 1 each cup, knife, midpoint
- Ceramisté Ultra II: 1 each cup, knife, midpoint



PN	Quantity	Product
0323	1 pc.	GIC Polishing Kit, CA-FG shank combination

# Composite Technique Kit

For composite restorations

Fast, easy and without additions CompoSite and CompoSite Fine polish the entire surface structure of a white filling in only two steps. Simultaneously the surface gets sealed to prevent bacterial infiltration.

## Contents

- Dura-White: 1 each CN1, FL2
- CompoSite: 1 each bullet, knife, wheel, disk, cup, midpoint, pear-point, IC
- CompoSite Fine: 1 each bullet, knife, wheel, disk, cup, midpoint, pear-point, IC



PN	Quantity	Product
0322	1 pc.	Composite Technique Kit, CA shank

# Composite Finishing Kit

For reducing and finishing of composite restorations

The kits are ideally suited for reducing and finishing composite fillings, also in interproximal and subgingival areas.

## Contents

Dura-Green: 3 each CN1, FL2

Dura-White: 3 each CN1, FL2

PN	Quantity	Product
0306	1 pc.	Composite Finishing Kit, CA shank
0302	1 pc.	Composite Finishing Kit, FG shank



# Composite Polishing Kit

For finishing and polishing of composite restorations

The kit contains all instruments for contouring, finishing and polishing all types of composite restorations: Dura-Green stones to reduce excess material, Dura-White stones for finishing, CompoSite polishers for prepolishing and CompoSite Fine instruments for high gloss without damage to the enamel.

## Contents

Dura-Green: 1 each CN1, FL2

Dura-White: 1 each CN1, FL2

CompoSite: 2 each bullet, knife, wheel

CompoSite Fine: 1 each cup, disk

PN	Quantity	Product
0310	1 pc.	Composite Polishing Kit, CA shank





# CompoMaster Finishing & Polishing Kit

For systematic finishing and polishing of composite restorations

The kit contains all the necessary rotary instruments for systematic finishing and polishing of composite restorations in the dental practice.

## Contents

T&F Hybrid Points: 1 each 7106, 7406, 7901, LT1  
 CompoMaster Coarse: 1 each knife, cup, minipoint  
 CompoMaster: 1 each knife, cup, minipoint



PN	Quantity	Product
0331	1 pc.	CompoMaster Finishing & Polishing Kit, CA-FG shank combination

# Ceramage Finishing & Polishing Kit

For all micro hybrid composites with a high porcelain filler content

The assortment contains all necessary rotary instruments for finishing and polishing of Ceramage and highly filled micro hybrid composites. The selection of shapes is also suitable for working on occlusal or interproximal areas.

## Contents

Robot Carbide Fissure Bur: 1x SH97  
 Dura-Green: 1 each IC9, PC1, WH6  
 CompoMaster Coarse: 1 each bullet, KN7, WH6  
 CompoMaster: 1 each bullet, KN7, WH6



PN	Quantity	Product
0333	1 pc.	Ceramage Finishing & Polishing Kit, HP shank

# Mandrels

## Mandrels for unmounted wheels and disks

The mandrels from stainless steel are available with hand piece, contra angle and friction grip shank (HP, CA, FG). Single use resin mandrels are available in contra angle. Further information regarding handling can be found on page 8.

PN	Quantity	Product
5011	12 pcs.	HP mandrel for all unmounted wheels and disks
0435	6 pcs.	CA mandrel for OneGloss polishers
0439	6 pcs.	CA mandrel for Super-Snap disks, Super-Snap SuperBuff, Super-Snap Buff Disks
0438	6 pcs.	FG mandrel for Super-Snap disks, Super-Snap SuperBuff, Super-Snap Buff Disks
0440	100 pcs.	CA mandrel, resin, for Super-Snap disks



# Dressing Tools

## For shaping and cleaning of abrasives and polishers

For the precise work with abrasives and polishers personalised shapes are often preferred to the existing range. Also sharp edges or curves are worn down, so that the instrument is not longer used, even though there still is enough material on the shank.

The diamond impregnated Abrasives Dresser for ceramic bonded stones and polishers and the SHOFU Adjuster from aluminium oxide for the Dura-Green DIA instruments enable easy shaping of edges and curves, as well as cleaning of the instruments.



PN	Quantity	Product
0781	1 pc.	Abrasives Dresser, 100 x 15 x 4 mm
0504	1 pc.	SHOFU Adjuster, 85 x 17 x 10 mm

# Bur Stands

For systematic storage and preparation in the dental practice

The Bur Block and the Bur Station II are ideal bur stands for the storage of contra angle (CA) and friction grip (FG) instruments. The organisers are handy and aid easy transportation of up to 12 FG and 6 CA instruments. Depending on the indication, various individual sets can be assembled.



## Bur Block

The lockable lid protects the instruments against spillage and contamination, the open sides ensure total sterilisation and disinfection of up to 18 instruments (12 FG and 6 CA). Depending on the procedure (e.g. cavity preparation), individual colour coded instrument sets can be assembled.

- Aluminium housing with lockable lid
- 5 colours: black, blue, gold, green, red
- Dimension: 4.4 x 3.1 x 2.6 cm
- For 12 FG and 6 CA instruments



## Bur Station II

The Bur Station II for storage and sterilisation of up to 17 instruments (11x FG and 6x CA) is made from multi functional resin, and offers a high thermal resistance (< 140 °C), thus being very durable and resistant to chemicals. It is available in two colours.

- Multi-functional resin stand with lockable lid
- 2 colours: yellow, light blue
- Dimension: 4.2 x 2.2 x 3 cm
- For 11 FG and 6 CA instruments

## BENEFITS

- Can be closed securely
- Can be disinfected and sterilised in an autoclave

PN	Quantity	Product
92BK	1 pc.	Bur Block, black
92BL	1 pc.	Bur Block, blue
92GL	1 pc.	Bur Block, gold
92GN	1 pc.	Bur Block, green
92MN	1 pc.	Bur Block, red
0796	1 pc.	Bur Station II, yellow
0797	1 pc.	Bur Station II, light blue

## Instructions for use and safety precautions for rotary instruments in dental applications

All rotary instruments from SHOFU Dental GmbH have been developed for their specific applications. Rotary instruments for dental applications may only be used by doctors and other specialist who are familiar with the use of these instruments due to their professional education or experience in their practical use.

Improper use may contribute to premature wear of the instruments, lead to poor results and pose a danger to the patients and the operators.

### Intended application

■ Only technically and hygienically flawlessly, maintained and cleaned turbines as well as handpieces and contra-angle handpieces may be used. Until their first use, they should be stored in the original packaging, at room temperature and sealed against dust and moisture.

■ Prior to the first use on the patient, the rotary instruments should be disinfected, cleaned and – if appropriate – sterilised. Damaged, deformed or unbalanced instruments should be immediately disposed of and no longer used.

■ The instruments should be inserted as far as possible and brought to the required rotational speed prior to applying to the object surface. Avoid tilting or levering the instruments, as this may increase the risk of breakage.

■ Depending on the type of application, protective glasses should be used. During the application of diamond cutting tools, the use of a disc guard is recommended. When processing dry materials, you should use a dust suction device to reduce the formation of dust. Unprotected contact with the instruments by the operator should be avoided.

### Rotational speeds

■ The recommended speed range on the packaging and the package insert should be strictly adhered to. Adherence to the recommended speed range ensures optimal working results. Exceeding or going below this speed range may lead to inferior work results.

■ Non-adherence to the maximum permissible rotational speed results in increased material loss and safety hazard for the operators and the patients. Long and pointed instruments tend to oscillate when exceeding the maximum permissible rotational speed, which may lead to the destruction of the instrument.

### Pressing forces

■ Excessive pressing forces should be strictly avoided as they may damage the working sections of the instruments resulting in chipping of the blades and at the same time leading to excessive heat development.

■ In the case of grinding instruments, excessive pressing forces may lead to tearing out of the abrasive grains or loading of the instrument and increased heat development.

■ Excessive pressing forces may also lead to injury of the dental pulp due to overheating or to undesirable rough surfaces due to chipped blades. Even breakage of the instrument cannot be excluded.

### Cooling

■ In order to avoid excessive heat development during preparation, sufficient air / water cooling (at least 50 ml / min) should be utilised. Insufficient cooling may lead to irreversible damage of the tooth / bone and / or tissue.

### Reconditioning, storage, disinfection, cleaning and sterilisation

■ Used instruments must always be disinfected prior to cleaning. All instruments and components are packaged under non-sterile conditions and must be sterilised according to the purpose of use prior to the application. In case of improper cleaning and sterilisation of the instruments, the patient may be infected with harmful germs.

■ All materials can be sterilised in accordance with DIN EN 554 and DIN EN 13060 – moist heat sterilisation in the steam autoclave (at 134 °C for a minimum residence time of 3 minutes with fractioned pre-vacuum and at least 10 minutes drying period).

■ Please adhere strictly to the operating instructions from the instrument manufacturer during sterilisation. Prior to sterilisation, the instruments should be sufficiently disinfected and cleaned. The disinfection can be carried out manually or mechanically. The manual cleaning/disinfectant suitability of SHOFU instruments has been validated and documented.

■ Use a suitable brush to thoroughly remove surface soiling under flowing water. Place the instruments in a holding device (such as Bur Block, SHOFU) and:  
→ put **carbide and diamond instruments** into an **ultrasound bath**,

→ put **abrasive stones and polishers** into a **thermal bath** that are filled with the required amount of water including 2% of the cleaning and disinfection chemicals Stammopur DR8 (Dr. H Stamm GmbH, Berlin). The exposure period is 10 minutes at a bath temperature of 45 °C.

■ After the exposure period, thoroughly rinse off with water and dry with compressed air. Then make a visual inspection for cleanliness and integrity. If residual contamination can still be seen, repeat cleaning and chemical disinfection until the contamination is no longer visible.

■ The suitability of SHOFU instruments for mechanical cleaning and disinfection in standard disinfectants is validated and proven: cleaning / disinfection machine MIELE G7735 CD with an alkaline detergent (0.5 % Neodisher FA, Dr. Weigert) without pre-cleaning and using the Bur Block (SHOFU) with the VARIO TD programme.

■ As a matter of principle, polishers are not suitable for disinfection at temperatures over 135 °C. After cleaning, the instruments should be thoroughly rinsed with water and immediately dried. Contact between the instruments during the cleaning / disinfection process may cause damage and should thus be avoided.

■ Use of protective gloves during the cleaning of contaminated instruments is highly recommended. The instructions for use, reaction time and suitability of disinfectants and detergents for certain types of instruments should be obtained from the instructions of the manufacturers of these agents and strictly adhered to.

■ We also remind you of the list of disinfection methods tested in accordance with the guidelines for the testing of chemical disinfectants and proven to be effective by the German Association for Hygiene and Microbiology (DGHM). The same applies to the list of the Robert Koch Institute (RKI). Information on suitable disinfection agents and methods is also available on the internet at [www.rki.de](http://www.rki.de) or [www.dghm.de](http://www.dghm.de).

■ The instruments should be stored in suitable, hygienic containers. The same applies to sterilised instruments. They should be stored and sealed against dust, moisture and recontamination. The maximum storage period must not be exceeded.

■ The above-mentioned instructions have been validated as "suitable" by the manufacturer of the medical equipment for the preparation of that equipment for reutilisation. The onus is on the operator to ensure that the preparation for re-use performed in the processing plant uses appropriate equipment, materials and personnel produces the required results. This usually requires validation and continuous monitoring of the process. Similarly, any deviation from the supplied instructions by the processing person should be carefully evaluated to ensure effectiveness and avoid any potentially negative consequences.

■ On the basis of the respective case of application as well as the possible wear of the instruments, the doctor or specialist using these instruments is solely responsible for the decision of reusing the instrument set and the frequency of use. In doubt, the instrument should always be prematurely disposed of and replaced. Rotary instruments are subject to wear. As a result of this, the functioning guarantee for all rotary tools expires after frequent use.



Composite	56 - 69
Filling	
Luting	
Adhesive Systems	70 - 75
Cements	76 - 81
Glass Ionomers	
Conventional Cements	



## FILLING AND LUTING



# BEAUTIFIL: A System for All Indications and Needs

2

Composite

Beautiful is a complete system of light-cured composite materials for all dental professionals who set great store by aesthetics, safety and efficiency in restorative dentistry.



Before restoration



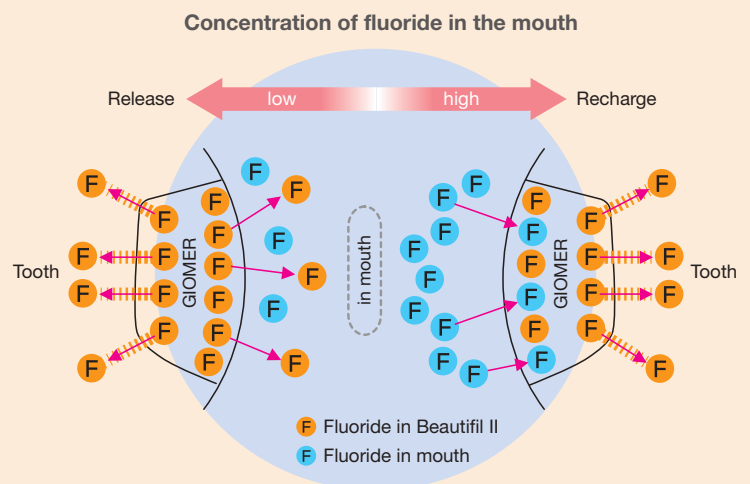
After restoration

Whether small cervical or large Class I and II cavities, whether anterior or posterior teeth, whether flowable, packable or injectable: The Beautiful series of direct composite resins offers practitioners a modern and reliable restorative system covering all clinical indications of conservative/restorative dentistry.

This universal composite system not only shows excellent aesthetic and mechanical properties, but also helps to protect the tooth thanks to its bioactive filler particles.

## Benefits of the BEAUTIFIL series

- Multifunctional system for countless applications
- Sophisticated Giomer-based shade and material system
- Various consistencies and delivery forms
- Natural light transmission/diffusion and shade matching
- Anti-plaque effect
- Sustainable fluoride release and recharge
- Remarkable radiopacity
- High abrasion and fracture resistance




All Beautiful products are multifunctional composites of the Giomer category, featuring SHOFU's proprietary S-PRG filler.

This filler allows the restoratives to recharge and release fluoride and other ions in the oral environment – for effective and sustainable protection against recurrent caries by tooth structure remineralisation, plaque inhibition and acid neutralisation.

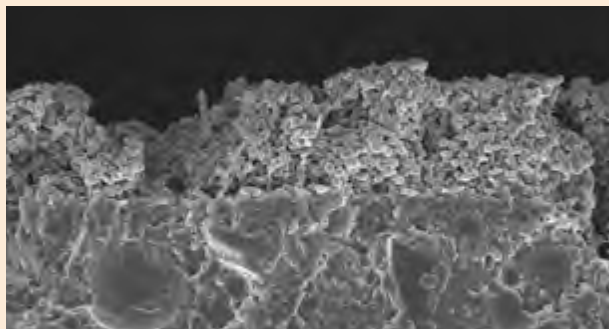




Whether repairing, masking or lining, whether small cavities or large restorations: Beautifil is an all-round modular restorative system allowing users to flexibly choose from six well-matched composite lines.



Beautifil II (with S-PRG filler): sporadic plaque formation



Conventional composite resin (without S-PRG filler): extensive plaque formation

## info

The special material properties of Beautifil have been proven in a 13-year clinical study.

**"A clinical evaluation of a giomer restorative system containing surface prereacted glass ionomer filler: Results from a 13-year recall examination"**

Gordan V. V., Blaser P. K., Watson R. E., Mjör I. A. et al.  
J Am Dent Assoc 145(10): 1036-1043 (Oct. 2014)

This study and a bibliography of other evaluations and publications are available on request.



*„In my practice I often use composites to reconstruct severely abraded or eroded teeth and restore their natural functions and aesthetics. [...] Beautifil by SHOFU has long been my favourite system, because of its great ease of use, natural aesthetics and, above all, high strength and durability. [...]"*

*SHOFU's Beautifil system makes restorative dentistry much more straightforward and reliable – no matter how experienced a dentist may be in the use of composites."*

*Dr. Hans van Pelt, Rotterdam, Netherlands*



Enamel shell created with Beautifil II Enamel HVT

Mamelon structure created with Beautifil II A30

Dentine build-up at the incisal edge with Beautifil II A2 und A3

Outer enamel layer created with Beautifil II Enamel

# BEAUTIFIL II LS (Low Shrinkage)

Low shrinking pasty composite for anterior and posterior restorations

Beautiful II LS (Low Shrinkage) has been developed based on the proven Beautiful II; it guarantees dentists low shrinkage and maximum aesthetics. The most remarkable feature of this pasty universal composite is its unique polymerisation shrinkage of just 0.85 percent by volume. In addition, its polishability is excellent, and it optimally matches the shade of the natural tooth structure.

The material contains bioactive S-PRG fillers acting as a sustainable source and reservoir of fluoride at the same time; they durably release and recharge this trace element depending on its concentration in the mouth – for a restorative treatment characterised by long-term stability and caries prevention. The use of Beautiful II LS in combination with the all-in-one adhesive BeautiBond, which is well-matched to the system, will further enhance the caries-preventive effect of the S-PRG filler technology.

Beautiful II LS features a well-balanced chameleon effect in both dentine and enamel, thanks to its natural light reflection. Furthermore, this light-cured universal composite can easily and quickly be polished to a long-lasting surface gloss.

## BENEFITS

- Low shrinkage (< 1 %) and shrinkage stress
- Excellent polishability and long-lasting gloss
- High abrasion resistance and antagonist-friendly surface hardness
- Natural light transmission and diffusion
- Sustainable fluoride release and recharge
- Shade range identical with Beautiful II

PN	Quantity	Product
Y2270-Y2283	4 g	Beautiful II LS - syringe
Y2284-Y2297	0.25 g	Beautiful II LS - tips, 20 pcs.


### Indications

- Direct anterior and posterior restorations
- Repairs of restorations and dentures



### Physical Properties

- Polymerisation shrinkage: 0.85 % by volume according to ISO 17304:2013(E)
- Shrinkage stress: 10.9 MPa
- Compressive strength: 364 MPa
- Flexural strength: 117 MPa
- Vickers hardness: 46 HV
- Wear: 1.41 % by wt.
- Filler load: 82.9 % by wt.
- Depth of cure: 2.4 mm
- Radiopacity: 2.0 Al:mm

### Shade palette



The shades A1-C3 correspond to the VITA® Classical Shade System



Shade	PN 4 g
<b>SYRINGE</b>	
A1	Y2270
A2	Y2271
A3	Y2272
A3.5	Y2273
A4	Y2274
B1	Y2275
B2	Y2276
B3	Y2277
C2	Y2278
C3	Y2279
Inc (Incisal)	Y2282
BW (Bleaching White)	Y2283
A20 (opacious A2)	Y2280
A30 (opacious A3)	Y2281

Shade	PN 0.25 g
<b>TIPS, 20 pcs.</b>	
A1	Y2284
A2	Y2285
A3	Y2286
A3.5	Y2287
A4	Y2288
B1	Y2289
B2	Y2290
B3	Y2291
C2	Y2292
C3	Y2293
Inc (Incisal)	Y2296
BW (Bleaching White)	Y2297
A20 (opacious A2)	Y2294
A30 (opacious A3)	Y2295



## BEAUTIFIL II

Continually fluoride releasing aesthetic restorative material

Beautiful II convinces with its aesthetic appearance with excellent colour harmonisation, exceptional handling properties and its anti-plaque effect. Due to its bioactive S-PRG filler this composite of the Giomer category has the property to release and recharge fluoride, based on the concentration of fluoride in the mouth.



The patented filler technology integrates the light transmission and diffusion properties of natural teeth, thus allowing virtually invisible restorations with even one layer.

The hardness of the glass filler used as raw material of Beautiful II is similar to that of enamel and is antagonist-friendly. The material is therefore suitable for both anterior and posterior teeth.

### BENEFITS

- Light transmission and diffusion properties of natural teeth
- Colour stability
- Anti-plaque effect
- Tooth-like fluorescence
- Exceptional radiopacity
- Sustainable fluoride release and recharge
- Reliable strength and longevity



# BEAUTIFIL II (Continued from page 59)

Continually fluoride releasing aesthetic restorative material


## Indications

Direct restorations that require optimal aesthetics and biocompatibility, like:

- Restorations of Class I - V cavities
- Restoration of cervical erosion and root caries
- Repair of fractured incisal edges
- Veneers and posts
- Direct cosmetic tooth corrections



## BEAUTIFIL II - Sets and Single Components



### 6 Color Set

- 6 syringes Beautifil II, 4.5 g each (A2, A3, A3.5, B2, A30, Inc)
- 1 Dura-White (FL2) • Super-Snap Single Kit • OneGloss Trial Set
- paper pad

### Tips - 6 Color Set

- 120 tips Beautifil II, 0.25 g each (20 pcs. each A2, A3, A3.5, A30, B2, Inc)
- 1 Dura-White (FL2) • Super-Snap Single Kit • OneGloss Trial Set
- paper pad

### Cosmetic Kit

- 3 syringes Beautifil II (A2, A3, Inc), 4.5 g each
- 1 syringe Beautifil Flow F02 (A2), 2 g • 1 syringe Beautifil Opaquer (L0), 2 g
- 1 Dura-White (FL2) • Super-Snap Single Kit • OneGloss Trial Set
- 10 syringe tips • paper pad

Shade	PN 4.5 g
<b>SYRINGE</b>	
A1	1401
A2	1402
A3	1403
A3.5	1404
A4	1405
B1	1408
B2	1409
B3	1410
C2	1412
C3	1413
Inc (Incisal)	1415
BW (Bleaching White)	1416
A20 (opacious A2)	1419
A30 (opacious A3)	1420

Shade	PN 0.25 g
<b>TIPS, 20 pcs.</b>	
A1	1752
A2	1753
A3	1754
A3.5	1755
A4	1756
B1	1759
B2	1760
C2	1763
Inc (Incisal)	1766
BW (Bleaching White)	1767
A20 (opacious A2)	1770
A30 (opacious A3)	1771

PN	Quantity	Product
1775	1 pc.	Beautifil II - 6 Color Set
1776	1 pc.	Beautifil II Tips - 6 Color Set
1777	1 pc.	Beautifil II - Cosmetic Kit
1401-1420	4.5 g	Beautifil II - syringe
1752-1771	0.25 g	Beautifil II - tips, 20 pcs.
1424	1 pc.	Beautifil II shade guide
1306	1 pc.	FL-Bond II Kit (see page 70)
0180	1 pc.	OneGloss Kit (see page 25/26)
0223	12 pcs.	Dura-White FL2 (see page 13)
0500	1 pc.	Super-Snap Rainbow Techn. Kit (see page 30)

# BEAUTIFIL II Gingiva & Enamel

## Gingiva and Enamel shades

The two new components added to the Beautifil composite line allow dentists to restore pink-white aesthetics and produce truly lifelike restorations.

The five Gingiva shades, which can be blended with each other, help to create true-to-nature soft tissue areas characterised by great depth and invisible transitions to the tooth. The four Enamel shades are ideal for highly aesthetic anterior restorations. They allow users to easily create polychromatic restorations and invisibly repair restorations and dentures.



Clinical case, before and after restoration with BEAUTIFIL II Gingiva Light Pink

### Beautifil II Gingiva

For the reproduction of gingival areas

- Indicated in cases of gingival recession, exposed abutments and crown margins, root erosion and missing papillae
- Shades can be layered and blended for aesthetic solutions without the need for surgery
- Perfect for Class V restorations



Clinical case, before and after restoration with Beautifil II Enamel

### Beautifil II Enamel

For direct anterior restorations

- Polychromatic restorations thanks to chameleon effect
- Cost-effective alternative to porcelain veneers
- Highly aesthetic restorations achievable by layering and blending the shades
- Based on porcelain shade concept – for easy shade matching

Shade	PN 2.5 g
<b>GINGIVA</b>	
Gum-LP (Light Pink)	Y2256
Gum-DP (Dark Pink)	Y2257
Gum-V (Violet)	Y2258
Gum-Br (Brown)	Y2259
Gum-Or (Orange)	Y2260

Shade	PN 2.5 g
<b>ENAMEL</b>	
T (Translucent)	Y2250
HVT (High-Value Tr.)	Y2251
LVT (Low-Value Tr.)	Y2252
AM (Amber)	Y2253

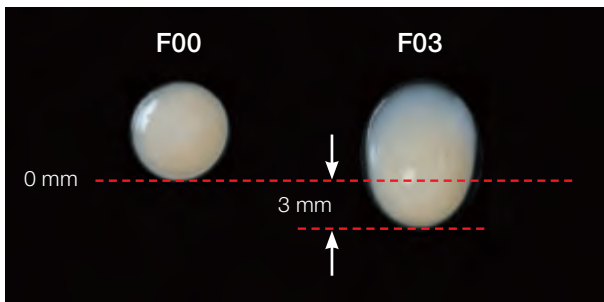
PN	Quantity	Product
Y2256-Y2260	2.5 g	Beautifil II Gingiva - syringe
Y2250-Y2253	2.5 g	Beautifil II Enamel - syringe



# BEAUTIFIL Flow Plus

Injectable anterior and posterior filling composite

Beautiful Flow Plus combines the application properties of a flow with the stability, durability and aesthetic of packable composites. It is approved for every classification – including occlusal surfaces and proximal margins. With improved handling properties allowing an injectable application, creating posterior restorations has never been easier. Moreover, the ability of Beautiful Flow Plus to release and recharge fluoride and its resistance to bacterial colonisation makes it ideal for the prevention of secondary caries.



Beautiful Flow Plus is available in two viscosities, "F00" is extremely stable and "F03" is moderately flowable.

Both are suited to the known flow indications, but as well to the occlusion-bearing areas which means they can also be used for class I and II fillings. With the 360° rotary finger grip and a replaceable fine cannula the Flow Plus composites are easily applied directly out of the syringes.

A wide range of colours and various opacities are available for aesthetic restorations in single and multi shade technique.

## BENEFITS

- Approved for restorations of all cavity classes
- High tensile and flexural strength
- "Cone technique" application
- Natural aesthetics with chameleon effect
- Sustainable fluoride release and recharge
- Exceptional radiopacity

### Indications

- F00 – ZERO FLOW  
Shaping of occlusal anatomy, marginal ridges and intricate surface details, restorations of all cavity classes
- F03 – LOW FLOW  
Restoration of pits, gingival boxes for surface modification; serves as a baseline





F00 - absolutely stable (Zero Flow)

F03 - moderate flow (Low Flow)

Shade	PN 2.2 g
SYRINGE	
A1	2001
A2	2002
A3	2003
A3.5	2004
A4	2005
B1	2062
B2	2063
C2	2064
D2	2065
SA0.5	2000
SA0.50 (opacious A0.5)	2006
A10 (opacious A1)	2007
A20 (opacious A2)	2008
Inc (Incisal)	2010
BW (Bleaching White)	2011

Shade	PN 0.21 g
TIPS, 20 pcs.	
A1	2201
A2	2202
A3	2203
A3.5	2204
A4	2205
B1	2206
B2	2207
C2	2208
D2	2209
SA0.5	2200
SA0.50 (opacious A0.5)	2211
A10 (opacious A1)	2212
A20 (opacious A2)	2213
Inc (Incisal)	2215
BW (Bleaching White)	2216

Shade	PN 2.2 g
SYRINGE	
A1	2014
A2	2015
A3	2016
A3.5	2017
A4	2018
B1	2066
B2	2067
C2	2068
D2	2069
SA0.5	2013
A20 (opacious A2)	2020
A30 (opacious A3)	2021
Inc (Incisal)	2023
BW (Bleaching White)	2024
MI (Milky)	2026
CV (Cervical)	2027

Shade	PN 0.21 g
TIPS, 20 pcs.	
A1	2219
A2	2220
A3	2221
A3.5	2222
A4	2223
B1	2224
B2	2225
C2	2226
D2	2227
SA0.5	2218
A20 (opacious A2)	2229
A30 (opacious A3)	2230
Inc (Incisal)	2232
BW (Bleaching White)	2233
MI (Milky)	2235
CV (Cervical)	2236



Standard Kit

- 2 syringes each at 2.2 g Beautifil Flow Plus F00 and F03 in the shades A2 and A3 • Accessories

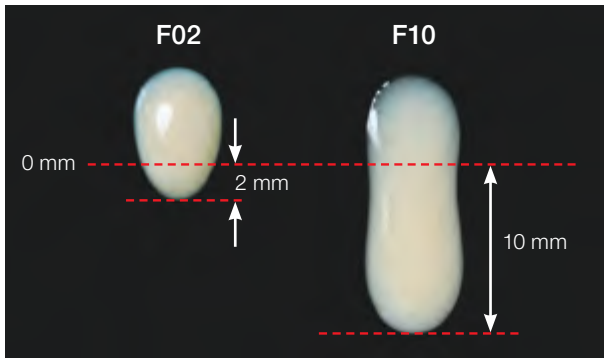
PN	Quantity	Product
2000S	1 pc.	Beautifil Flow Plus Standard Kit
2001-2069	2.2 g	Beautifil Flow Plus - syringe
2201-2236	0.21 g	Beautifil Flow Plus - tips, 20 pcs.

# BEAUTIFIL Flow

## Flowable filling material for aesthetic restorations

Beautiful Flow is available in the two distinctive viscosities F02 (low flow) and F10 (high flow), its shades harmonise perfectly with Beautiful II.

The combination with the adhesive system FL Bond II ensures a secure, highly fluoride releasing and aesthetic material system. A syringe specially developed for the dentist's needs assures the simple and hygienic application of the material without oozing of excess paste.



### Indications

- Small, shallow cavity restorations (class I to III and class V cavities)
- Deciduous restorations
- Base / liner under restorations
- Repair of fractured porcelain and composite restorations
- Fissure sealant (see page 85)
- Undercut blackout

Shade	PN 2 g
<b>F02 - LOW FLOW</b>	
A1	1431
A2	1432
A3	1433
A3,5	1434
A4	1435
A30 (opacious A3)	1449
G (Gum)	1451

Shade	PN 2 g
<b>F10 - HIGH FLOW</b>	
A1	1461
A2	1462
A3	1463
A3,5	1464
A4	1465
A30 (opacious A3)	1479
A3T (translucent)	1482

PN	Quantity	Product
1431-1451	2 g	Beautiful Flow F02 - syringe
1461-1482	2 g	Beautiful Flow F10 - syringe

## BENEFITS

- High water resistance and long-term stability
- Sustainable fluoride release and recharge
- Remarkable radiopacity
- Natural light diffusion
- Innovative syringe design with 360° rotary finger grip





# BEAUTIFIL Opaquer

Fluoride releasing flowable opaque

Beautiful Opaquer is used for masking discolourations, staining and metal colour as well as pulp capping. The flowable composite is available in the two shades “Universal Opaque” and “Light Opaque” and offers high coverage even with a thin layer.




### Indications

Masking discolourations, spots, alloys and pulp capping



Shade	PN
	2 g
<b>OPAQUER</b>	
UO (Universal Opaque)	1363
LO (Light Opaque)	1364



PN	Quantity	Product
1363-1364	2 g	Beautiful Opaquer - syringe



### BEAUTIFIL - Needle tips

PN	Quantity	Product
1484	50 pcs.	Needle tips 20 G for Beautiful Flow, Beautiful Flow Plus and Beautiful Opaquer

# BEAUTIFIL-Bulk

One bulk-fill system - two viscosities for all indications of conservative treatment

Packable or flowable: with the development of the Beautifil-Bulk system dentists can place increments up to 4 mm in thickness. This system features not only low shrinkage stress, but also effective optical diffusion processes for superior shade matching and aesthetics.

All Beautifil-Bulk products are multifunctional Giomer composites with bioactive filler particles, characterised by sustainable recharge and release of fluoride, anti-plaque effect, acid neutralisation and tooth structure remineralisation. The special filler structure and the glass core enable a natural light transmission and -diffusion and a balanced chameleon effect in the dentine and enamel area. Hence exceptionally aesthetic restorations can be achieved even with one shade only.

## BENEFITS

Two viscosities - packable and flowable

Low polymerisation shrinkage and shrinkage stress

Excellent depth of cure for increments up to 4 mm in thickness

Optimal shade match (chameleon effect)

High radiopacity

### Indications

■ The slightly viscous **Beautifil-Bulk Flowable** can be easily and precisely applied directly from the syringe. It is very suitable as base liner for class I and II cavities, or as liner and filling material for small posterior cavities.

■ **Beautifil-Bulk Restorative** is a packable, excellent sculptable material and stands occlusal stress up to 340 MPa. Its pasty, non sticky consistency makes it ideal for direct posterior restorations.



Prepared cavity after conditioning



First big increment with Beautifil-Bulk Flowable as liner



Final occlusal cap filling with Beautifil-Bulk Restorative



### BEAUTIFIL-Bulk Flowable

Shade	PN 2.4 g
<b>SYRINGE</b>	
Universal	2030
Dentin	2031

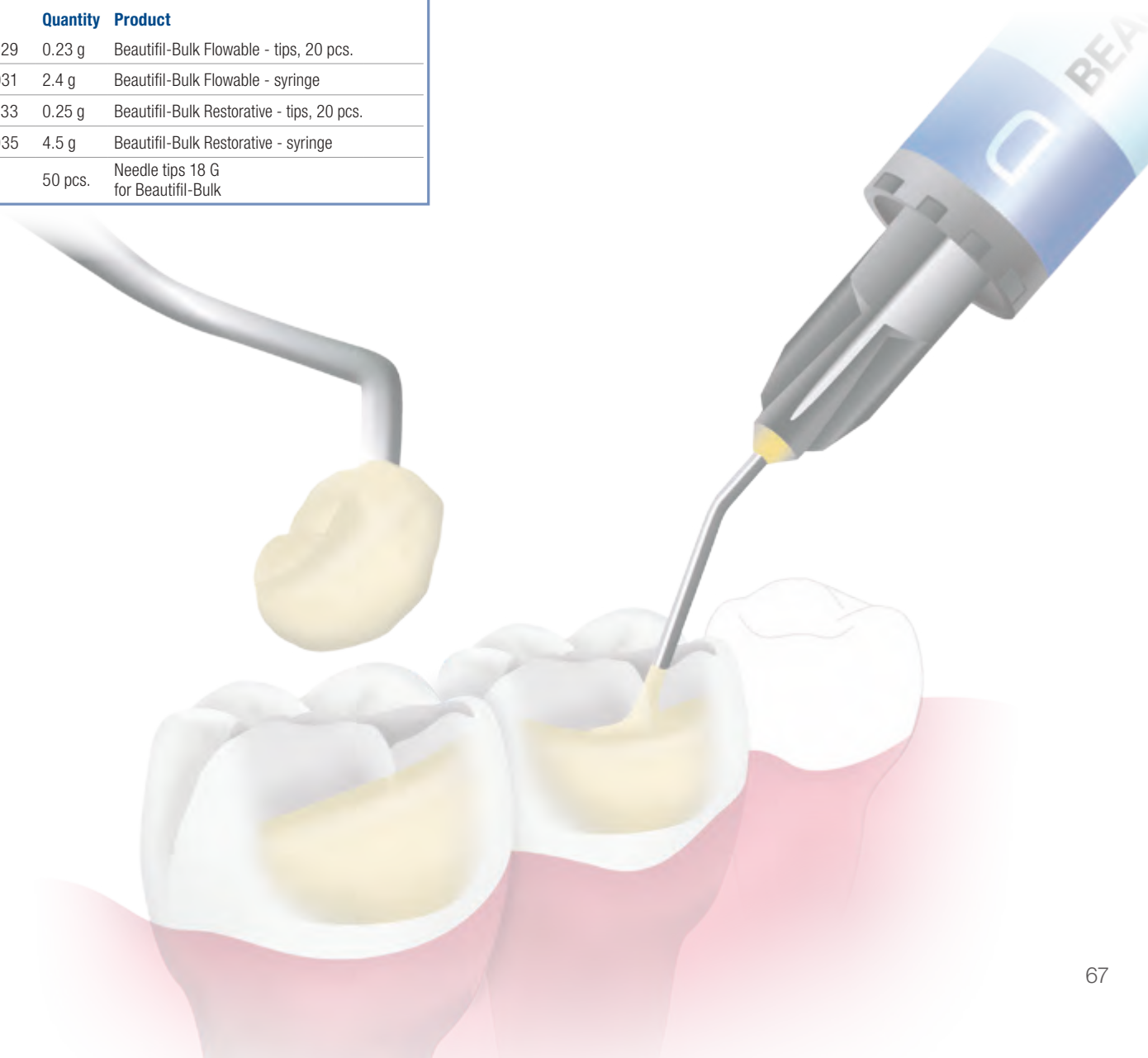
Shade	PN 0.23 g
<b>TIPS, 20 pcs.</b>	
Universal	2028
Dentin	2029

### BEAUTIFIL-Bulk Restorative

Shade	PN 4.5 g
<b>SYRINGE</b>	
Universal	2034
A	2035

Shade	PN 0.25 g
<b>TIPS, 20 pcs.</b>	
Universal	2032
A	2033

PN	Quantity	Product
2028-2029	0.23 g	Beautifil-Bulk Flowable - tips, 20 pcs.
2030-2031	2.4 g	Beautifil-Bulk Flowable - syringe
2032-2033	0.25 g	Beautifil-Bulk Restorative - tips, 20 pcs.
2034-2035	4.5 g	Beautifil-Bulk Restorative - syringe
2037	50 pcs.	Needle tips 18 G for Beautifil-Bulk



# BeautiCem SA

## Fluoride-releasing self-adhesive resin cement

BeautiCem SA is a universally usable, self-etching and self-adhesive resin cement capable of releasing and recharging fluoride thanks to its S-PRG filler particles. This dual-cure luting material easily, quickly and reliably cements all indirect restoratives and all types of restorations suitable for adhesive cementation to natural tooth structure, without the need for separate phosphoric acid etching, priming or bonding of enamel and dentine.

### Consistent mixing quality

BeautiCem SA is available in two colours, Clear and Ivory, and comes in a dual-barrel syringe with auto-mix tips, consistently mixing the cement at the correct ratio and without any air inclusions.

The ideal viscosity of this non-sticky cement ensures controlled delivery and accurate restoration placement.



## BENEFITS

- Durable bond to a wide range of materials
- No need for separate phosphoric acid etching, priming or bonding of enamel and dentine
- Outstanding physical properties
- High translucency for aesthetically challenging cases
- Low layer thickness (11.8 µm)

Thanks to its thixotropic flow behaviour, the material forms an even, bubble-free layer which is only 11.8 µm thick, making restoration margins virtually undetectable.

Careful control of the refractive index provides outstanding translucency for aesthetically challenging cases. And excellent radiopacity facilitates diagnoses in future examinations.

### Indications

- All-ceramic inlays, onlays, crowns and bridges
- Dentures made with precious, semiprecious and non-precious alloys, also with titanium
- PFM crowns and bridges
- CAD/CAM restorations
- Indirect-composite inlays, onlays, crowns and bridges
- All-ceramic, composite and metal restorations on implant abutments
- Various kinds of metal and composite post & cores



PN	Quantity	Product
3213	5 ml	BeautiCem SA, "Clear" auto-mixing, 10 mixing tips
3214	5 ml	BeautiCem SA "Ivory" auto-mixing, 10 mixing tips

# ResiCem

## Universal dual-cure cementation system

ResiCem is a radiopaque, dual-cure, resin-based, adhesive cementation system with self-conditioning Primers A and B, suitable for all types of indirect restorative materials.

ResiCem comes in a convenient 5 ml dual-barrel syringe with mixing tips for consistently perfect dosing, mixing and dispensing onto or into the restoration. Thanks to its advantageous consistency, the cement paste flows very easily even under light pressure, which facilitates the placement of the restoration into its final position. The material can be applied in films as thin as nine micrometres, so that the cementation will not cause any bite elevation or compromise the marginal integrity initially achieved.



Immediately after placing of the restoration



2 minutes after placing of the restoration

## BENEFITS

- Self-conditioning Primers A and B
- Efficient handling
- Very good marginal integrity
- Consistently high bond strengths – irrespective of the curing method used
- Easy application and excess removal

PN	Quantity	Product
3220	1 pc.	<b>ResiCem Basic Kit</b> ResiCem paste "Clear", auto-mixing, 2x 5 ml, Primer A 3 ml, Primer B 2.5 ml, Microtip fine (1 handle, 50 tips), 20 pcs. mixing tips, dispo dish
3221	15 ml	ResiCem paste "Clear", auto-mixing, 10 mixing tips
3222	15 ml	ResiCem paste "Ivory", auto-mixing, 10 mixing tips
3227	3 ml	ResiCem Primer A
3228	2.5 ml	ResiCem Primer B
Y0005	5 ml	HC Primer (see page 73)
Y0006	5 ml	SHOFU MZ Primer Plus (see page 72)
1740	5 ml	M.L. Primer (see page 74)
3232	5 ml	AZ-Primer (see page 74)
3234	5 ml	Porcelain Primer (see page 75)

### Indications

- Adhesive cementation of alumina and zirconia restorations, porcelain or indirect composite veneers, crowns, bridges, inlays, onlays and indirect metal-reinforced restorations
- Cementation of various types of posts or core build-up materials



# FL-Bond II

## Self-etching fluoride releasing bonding system

FL-Bond II is a self-etching fluoride releasing two-step adhesive system which features an excellent bond to both enamel and dentine and provides a secure marginal seal. The system is characterised by its excellent handling and enhanced biocompatible properties. The moderately viscous consistency of FL-Bond II allows a convenient application and is particularly stable with sloping cavity walls. This guarantees an even film thickness at all preparation surfaces and a stable bond strength.

### Indications

- Adhesive bonding of any composite to tooth structure
- Pre-treatment of the tooth structure prior to the application of resin cements
- Repair of restorations

## BENEFITS

- Simple and quick 2-step handling
- Optimal viscosity and adhesion
- Radiopacity for accurate diagnostics
- Fluoride release and recharge
- Durable bonding strengths



PN	Quantity	Product
1306	1 pc.	<b>FL-Bond II Kit</b> Primer 5 ml, Bonding Agent 5 ml, MicroBrush pink and yellow, 25 pcs. each, 1 dispo dish, 1 plastic cover
1307	5 ml	FL-Bond II Primer
1308	5 ml	FL-Bond II Bonding Agent
1309	6 ml	FL-Bond II Etchant

### Application

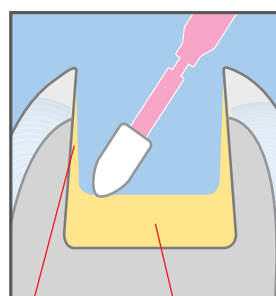
#### STEP 1: PRIMING

The FL-Bond II Primer contains a new effective adhesive promoting monomer and a new photo initiator. The self-etching Primer prepares the enamel and dentine surfaces while eliminating the need for separate etching with phosphoric acid.

#### STEP 2: BONDING

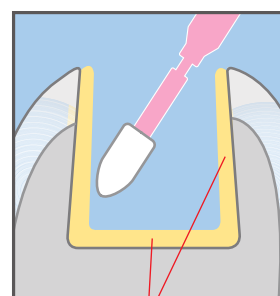
The FL-Bond II Bonding Agent incorporates fluoride containing S-PRG fillers (Surface Pre-Reacted Glass-ionomer) which offer a permanently available protection against secondary caries by an optimised remineralisation of the adjacent hard tooth structure. Because of its high filler loading FL-Bond II provides exceptional resistance against abrasion and effectively avoids a marginal washout along with durable sealing.

#### Low viscosity (other bonding agent)



Extremely thin bonding layer  
Collection of liquid at cavity floor

#### Moderate viscosity (FL-Bond II)



Equal bonding layer thickness

## info

The adhesive etching agent FL-Bond II Etchant is especially suited for etching before the use of self-etching bonding systems on enamel; it only contains approximately 7% phosphoric acid.

# BeautiBond

Light-curing, self-etching one-component adhesive

BeautiBond is an innovative “all in one” adhesive of the 7th generation, for the bonding of filling composites to natural enamel and dentine, and offers a high initial and constant bond strength. The absence of laborious and technically sensitive procedures guarantees bonding to be both simple and fast, meaning that the build-up of the fillings can be started in less than 30 seconds.

## Indications

Enamel and dentine conditioning with one component only



PN	Quantity	Product
1781	1 box	BeautiBond 6 ml (bottle), Microtip fine (1 handle, 50 applicator tips), dish, 25 pcs.
1782	1 box	BeautiBond 0.1 ml (unit dose), 50 pcs., MicroBrush Fine (pink), 50 pcs.

## BENEFITS

Excellent bonding to enamel and to dentine due to two specially developed monomers

The absence of hydrolysis-sensitive HEMA prevents ageing caused by hydrolysis and guarantees permanently strong and safe bonding.

The unique chemistry minimises postoperative sensitivities or white discolouration of the gingiva.

The very thin bonding layer of around 5 µm creates ideal conditions for an invisible margin of the restoration.

Aesthetic solution for flat or shallow cavities in the context of minimally invasive therapy



Conservative tooth preparation before application of BeautiBond



Application of BeautiBond, drying and light curing. The thin bonding layer leaves sufficient space for an aesthetic restoration of the small cavity.



Excellent result with invisible margin in combination with Beautifil II

# SHOFU MZ Primer Plus

Primer for bonding resin to metal, zirconia or alumina

SHOFU MZ Primer Plus reliably and durably bonds resins to all dental alloys, zirconia and alumina – even without the use of retention beads!

This primer can be applied intraorally and will always ensure excellent bond strengths when used in combination with the light-cured opaque pastes of the SHOFU Universal Opaque System.

## BENEFITS

Strong bond without the need for retention beads

For all dental alloys and zirconia-based frameworks

For intraoral and extraoral use

Easy and quick handling without any additional equipment



### Indications

- Application of SHOFU Universal Opaque to metal frameworks
- Intraoral and extraoral repair of fractured restorations
- Bonding of denture base resin to metal bases or attachments
- Cementation of gold/zirconia inlays, crowns and bridges with resin cement
- Bonding of resin to orthodontic appliances

SHOFU MZ Primer Plus, the successor to the clinically proven M.L. Primer, may be used for a wide range of substrates, including all precious and nonprecious alloys, zirconia and alumina, and is characterised by easy and efficient handling. It is the universally reliable solution for bonding resins to all frameworks made by CAD/CAM technology.

PN	Quantity	Product
Y0006	5 ml	SHOFU MZ Primer Plus



SHOFU MZ Primer Plus



SHOFU Universal Pre-Opaque



SHOFU Universal Opaque



# HC Primer

Bonding system for all hybrid-ceramic CAD/CAM restorations

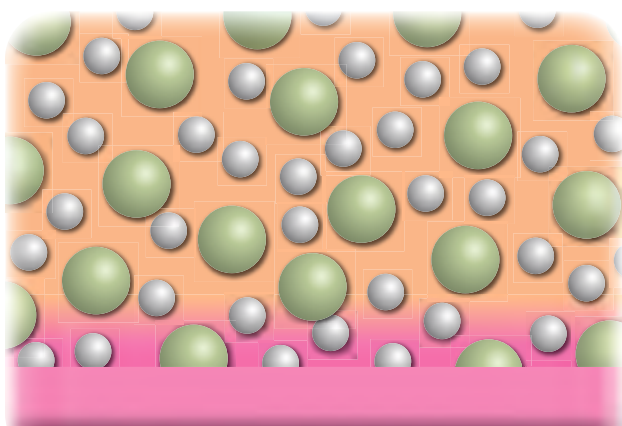
HC Primer provides the perfect surface pretreatment for reliable adhesive bonding of SHOFU Block HC and Disk HC, plus all other hybrid ceramics. Thanks to its innovative composition, this primer penetrates the matrix of hybrid ceramics; on the other side, it forms a durable bond to adhesive resin cements.

## BENEFITS

- Pretreatment of the bonding surfaces of CAD/CAM restorations
- Strong, durable bond to hybrid ceramics and resins
- Optimal wettability
- Universal applicability
- Easy application with a brush
- Quick handling (apply, air-dry, light-cure)



PN	Quantity	Product
Y0005	5 ml	HC Primer



HC Primer infiltrates the polymer matrix, ensuring strong micro-mechanical retention between primer and restoration – without the risk of inclusions or bubbles. Thanks to optimal wettability, the primer creates a durable base for adhesive cementation with ResiCem.

- CAD/CAM restoration
- HC Primer
- Cement layer

### Indications

Pretreatment of hybrid-ceramic CAD/CAM restorations

## info

For adhesive cementation of CAD/CAM restorations, we recommend the use of dual-cure resin cements, such as ResiCem universal luting composite system (see p. 69).

## M.L. Primer

For secure bonding on all dental alloys

M.L. Primer offers a secure and durable adhesive system for bonding veneering composite to all common dental alloys. Based on adhesive monomers M.L. Primer reliably bonds without requiring extensive processing and is resistant to moisture and thermal strains. It is easy to handle and suitable for nearly all indications, as it can be used intra and extra orally.

### Indications

- Production and repair of composite restorations
- Repair of PFM restorations
- Production and repair of chrome cobalt dentures or metal attachments
- Bonding and repairing of metal restorations (crowns and bridges), metal splints, metal posts and cores with dental adhesive resin or bonding- / filling material

PN	Quantity	Product
1740	5 ml	M.L. Primer



## AZ-Primer

For adhesive bonding of porcelains

The AZ-Primer has been exclusively developed for the modern materials zirconia and alumina and guarantees outstanding bonding values between the restoration and the hard tooth structure.

The 6-MHPA monomer, specially adapted for high-performance porcelains, anchors itself permanently to the restoration and thus is superior to other bonding systems, especially “all-in-one” products.

PN	Quantity	Product
3232	5 ml	AZ-Primer



# Porcelain Primer

Primer for the bonding of porcelain or composite

The porcelain primer with silane components is available for adhesive bonding of sintered and pressed ceramics as well as indirect composites with luting composites such as ResiCem.

The achieved shear strength of about 30 MPa of the luting composite to porcelain is secure and above market average.



PN	Quantity	Product
3234	5 ml	Porcelain Primer

# CRB - Ceraresin Bond

For all repairs of chipped porcelain or composite restorations

With the Ceraresin Bond system you now have the option to securely and durably bond various materials intra and extra orally. For example, CRB can be used for extending porcelain restorations quickly and efficiently with light-curing materials. Moreover, CRB combines cold-curing resins with light-curing veneering material, as well as different light-curing veneering composites with each other. Also there are no limits to individualising denture teeth with light-curing veneering material.

## Used as adhesive when

- ceramic restorations are to be repaired with filling composite, C&B composite, or denture base material
- porcelain or resin teeth are to be modified and repaired with filling composite, C&B composite, or denture base material
- dental restorations are made from or repaired with filling composite, denture base material or C&B composite
- dental restorations made of dental ceramic, C&B composite, filling composite or denture base material are to be repaired



PN	Quantity	Product
1741	1 pc.	CRB Kit: CRB I 16 ml, CRB II 5 ml, MicroBrush yellow and pink, 25 pcs. each, 5 dispo dishes

# Glaslonomer Cement Type II

Clinically proven filling material

Glaslonomer Cement Type II is a long-proven filling material, available in 4 different mixable shades.



PN	Quantity	Product
1130	1 pc.	<b>Glaslonomer Cement Type II, 4-2 Set</b> 4 shades, powder 4x 15 g, liquid 2x 8 ml, varnish 10.6 ml, cocoa butter 10 g, matrix strips, mixing pad, shade guide, 3 polishers, spatula, spoon
1131, 1133	1 pc.	<b>Glaslonomer Cement Type II, 1-1 Set</b> powder 15 g, liquid 8 ml, varnish 10.6 ml, cocoa butter 1 g, matrix strips, mixing pad, spatula, spoon; Universal: 1131, Grey: 1133
1140	8 ml	liquid
1141	15 g	powder in the shade universal

## Indications

- Class III and IV cavities
- Filling of deciduous teeth
- Cavity lining
- Abutment construction

# HI-FI Glaslonomer

Aesthetic anterior glass ionomer restorative in mixable shades

HI-FI offers the aesthetic results of a composite and at the same time the outstanding biocompatible properties of a glass ionomer cement. The mixable VITA\* Classical shades enable an optimal colour adjustment.



PN	Quantity	Product
3131	1 box	<b>HI-FI Selected Palette</b> powder 4x 15 g (A2, A3.5, B2, C3), liquid 10 ml, HI-Glaze 5 ml, HI-Tooth Cleanser 10 ml, spoon
3140	10 ml	HI-FI liquid
3141-3146	15 g	HI-FI powder A1: 3141, A2: 3142, A3.5: 3143, B2: 3144, C3: 3146
3149-3151	1 pc.	<b>HI-FI Dual Pack</b> powder 15 g, liquid 10 ml A2: 3149, A3.5: 3150, B2: 3151

## Indications

- Class V cavities
- Class III cavities
- Posterior cavities in deciduous teeth
- Pits and fissures
- Selected cuspal repairs

# Glaslonomer FX-II

All-purpose glass ionomer, specially created for the minimally invasive dentistry

Glaslonomer FX-II is an universal and modellable glass ionomer for general dentistry. It was specially created for minimally invasive treatments.



## Indications

- Minimally invasive treatments
- Final restorative for deciduous teeth
- Geriatric restorative for class I, II, III, V cavities and cervical erosions
- Final restorative for class I, II of adult dentition in non-stress bearing areas
- Temporary restorative for heavy stressed cavities
- Core build-up and liner
- Pit and fissure sealing

PN	Quantity	Product
3192-3195	1 pc.	<b>Glaslonomer FX-II Cement Set</b> powder 15 g, liquid 8 ml, cocoa butter 1 g, matrix strips, mixing pad, spatula, A2: 3192, A3: 3193, A3.5: 3194, B2: 3195
3203	1 pc.	<b>Glaslonomer FX-II Cement Mini-Set</b> shade A3, powder 6 g, liquid 2.8 ml, spoon

# HI DENSE

Silver reinforced glass ionomer restorative, packable like amalgam

HI DENSE contains spherical particles of a silver-tin alloy in a specially developed glass ionomer, giving this glass ionomer outstanding physical properties.



PN	Quantity	Product
3110	1 pc.	<b>HI DENSE Dual Pack</b> powder 10 g, liquid 5 ml
3111	10 g	HI DENSE powder
3112	5 ml	HI DENSE liquid
3113	1 pc.	<b>HI DENSE Jumbo Dual Pack</b> powder 30 g, liquid 10 ml

## Indications

- Class I and II cavities in deciduous teeth
- Repair of teeth or amalgam restorations
- Lining under amalgam and posterior composite restorations
- When radiopacity is more important than aesthetics
- Core build-up
- Long-term temporary replacement for cusps
- Repair of crown margins

# Glaslonomer Base Cement

For build-up of dentine or as liner under filling materials

Glaslonomer Base Cement is not only a radiopaque base cement, but a dentine substitute as well. It chemically bonds with dentine and enamel and is particularly soft tissue friendly. The powder is available in a yellowish dentine colour and in white as a brightener to achieve brighter tooth colours.

## Indications

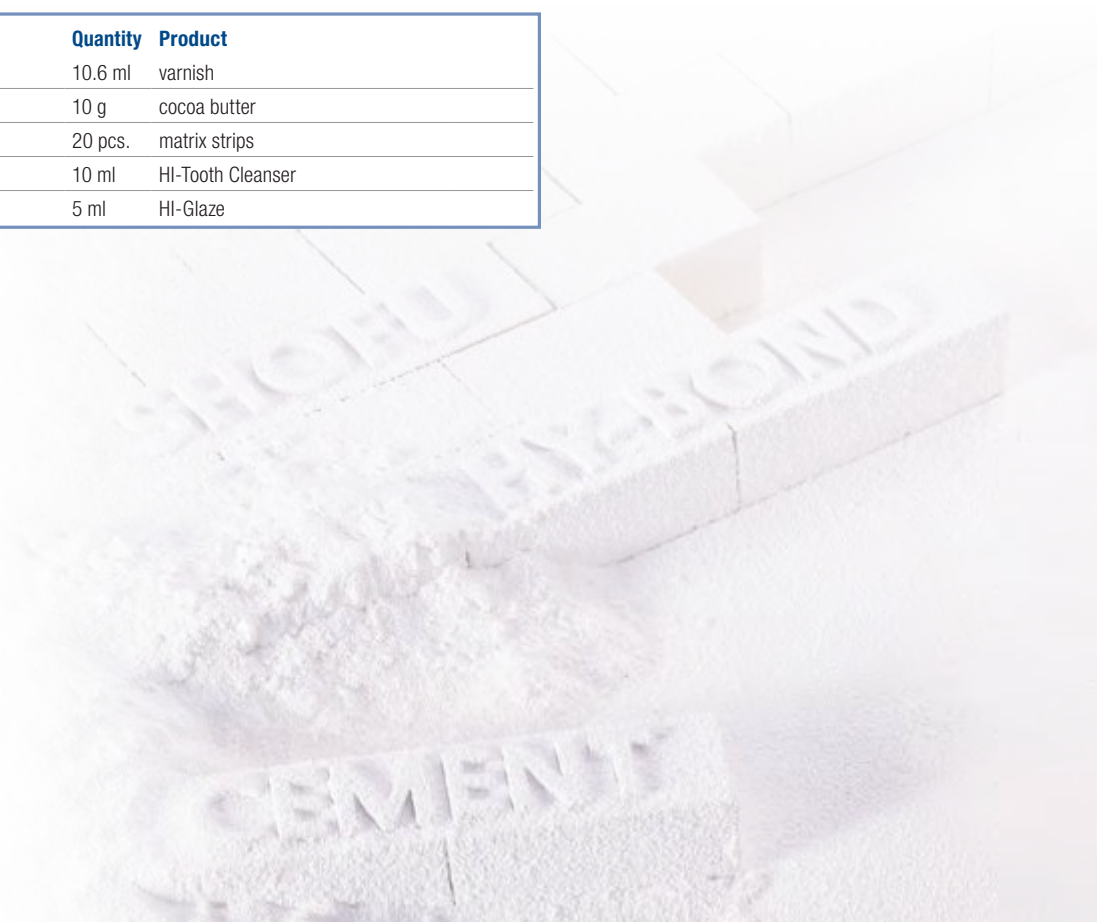
Base material for amalgam and composite fillings as well as porcelain restorations



PN	Quantity	Product
1110	1 pc.	Glaslonomer Base Cement Set yellow, powder 15 g, liquid 5 ml
1113	15 g	Glaslonomer Base Cement powder, white
1114	5 ml	Glaslonomer Base Cement liquid

## Accessories for all filling cements

PN	Quantity	Product
1138	10.6 ml	varnish
1139	10 g	cocoa butter
1148	20 pcs.	matrix strips
3135	10 ml	HI-Tooth Cleanser
3136	5 ml	HI-Glaze



# CoreShade Glaslonomer Base Cement

Glass ionomer without alloy additives

CoreShade is a grey glass ionomer core build-up material. It chemically bonds to dentine, enamel, pins and posts.

## Indications

For dependable metal-free core build-up and as easily detectable dentine replacement under stress-bearing restorations



PN	Quantity	Product
1115	1 pc.	<b>CoreShade Cement Set</b> powder 25 g, liquid 10 ml
1116	25 g	CoreShade powder
1117	10 ml	CoreShade liquid

# Glaslonomer Cement CX-Plus

Radiopaque luting cement

CX-Plus is recommended for luting posts, crowns, bridges, inlays and brackets; it is ideally suited for the bonding of long span bridges. It offers a prolonged working time and shows a lower sensitivity to moisture during the beginning setting.



PN	Quantity	Product
1166	1 pc.	<b>CX-Plus Set</b> powder 35 g, liquid 17 ml
1167	35 g	CX-Plus powder
1168	17 ml	CX-Plus liquid
1169	1 pc.	<b>CX-Plus Triple Set</b> 3x powder 35 g, 3x liquid 17 ml
1187	1 pc.	<b>CX-Plus Mini-Set</b> powder 15 g, liquid 8 ml

# HY-Bond Polycarboxylate Cement

Luting cement

HY-Bond Polycarboxylate Cement contains a unique tannin-fluoride additive to help sealing the dentinal tubules.



## Indications

- Direct luting of crowns, bridges and inlays
- Lining of cavities and lesions

PN	Quantity	Product
1160	1 pc.	<b>HY-Bond Polycarboxylate Cement Set</b> powder 60 g, liquid 33 ml, spoon
1161	60 g	HY-Bond Polycarboxylate powder
1162	33 ml	HY-Bond Polycarboxylate liquid

## BENEFITS

- Chemical bond of tooth structure and metal
- High adhesive strength
- Radiopaque
- Contains tannin-fluoride

# HY-Bond Zinc Phosphate Cement

Luting cement

HY-Bond Zinc Phosphate Cement combines the strength and reliability of a zinc phosphate cement with a unique tannin-fluoride additive.



## Indications

- Cementation of metal crowns, bridges and inlays
- Lining of cavities and lesions

PN	Quantity	Product
1170	1 pc.	<b>HY-Bond Zinc Phosphate Cement Set</b> powder 60 g, liquid 25 ml, spoon
1171	60 g	HY-Bond Zinc Phosphate powder
1172	25 ml	HY-Bond Zinc Phosphate liquid

## BENEFITS

- Good film thickness
- High compressive strength
- Seals tubules and minimises post operative sensitivity



# HY-Bond ZOE Temporary Cement

Temporary luting cement

HY-Bond Zinc Oxide Eugenol Temporary Cement sets quickly also in a moist oral environment and guarantees a secure bond, despite being easily removed from the tooth. It contains a patented tannin-fluoride additive, which seals the dentinal tubules and minimises post operative sensibilities.



### Indications

- Cementing temporary crowns and bridges
- Lining material for onlays, inlays, amalgam or silicate restorations

## BENEFITS

- Easy mixing and handling
- Radiopaque
- Easily removed
- Can be placed on freshly cut dentine without causing irritation

PN	Quantity	Product
1180	1 pc.	HY-Bond ZOE Cement Set powder 20 g, liquid 12 ml, spoon

# HY-Bond Temporary Cement – Soft

Temporary polycarboxylate cement

With this temporary cement type the polycarboxylate cement base was combined with a tannin fluoride additive. It is ideally suited for provisional bonding.



### Indications

- Temporary cementing of provisionals
- Indirect pulp capping, temporary sealing after cavity preparation
- Temporary cementing of deciduous cavities

PN	Quantity	Product
1173	1 pc.	HY-Bond Temporary Cement - Soft Set powder 125 g, liquid 60 ml, spoon



Fissure Sealing	84 - 85
Temporary Coating	86
Polishing Pastes ■ Polishers	86



## PROPHYLAXIS



# BeutiSealant

Self etching fluoride releasing pit & fissure sealant

This fissure sealant is simple and gentle on the tooth substance and consists of the BeutiSealant primer and the BeutiSealant paste. The self etching primer shortens the conventional treatment time by eliminating the treatment steps of etching and rinsing.

3

Fissure Sealing



The treatment is gentle, as the demineralised and dehydrated effect of the phosphoric acid etching on healthy tooth substance is avoided.

- BeutiSealant achieves a sheer bond strength of 19.5 MPa, which is comparable or even better than fissure sealing with phosphoric etching.

- The BeutiSealant paste continuously releases fluoride.

## BENEFITS

Ideal handling and viscosity

Eliminate trapped air due to bubble free consistency

Radiopacity equal to dentine:  
0.92 mm Al

High shear bond strength without etch and rinse technique

Application in four easy steps within 30 seconds

### Indications

Preventive pit and fissure sealant of deciduous and permanent teeth



### Secure Seal

The paste has an optimal flow and bubble free consistency and is easy to apply, hence completely filling and permanently sealing gaps and voids. A specially developed ultra fine 27 gauge cannula (ø 0.4 mm) for precise application is part of the set.



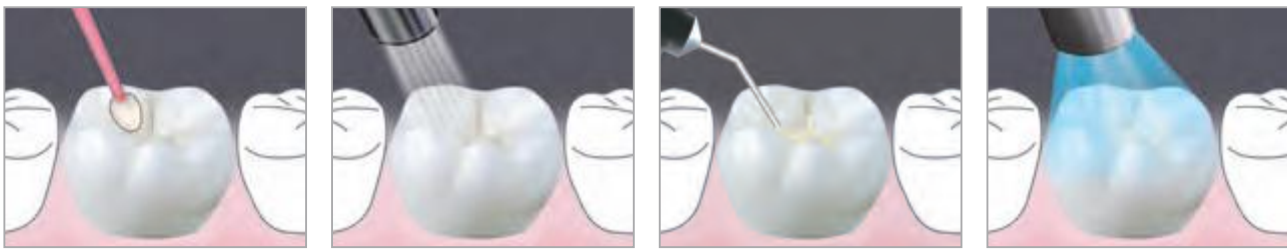
## info

The fluoride free Passage paste is recommended for the professional cleaning before the fissure sealing (see page 35).

PN	Quantity	Product
1798	1 pc.	<b>BeutiSealant Set</b> BeutiSealant paste 1.2 g, BeutiSealant primer 3 ml, 15 needle tips, 50 pcs. Microbrush Fine (pink), 25 pcs. V-dish
1799	1.2 g	BeutiSealant paste
1800	3 ml	BeutiSealant primer
1794	50 pcs.	BeutiSealant needle tips 27 G



**Four easy steps**

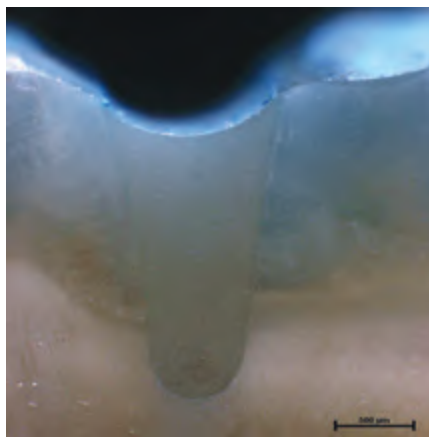
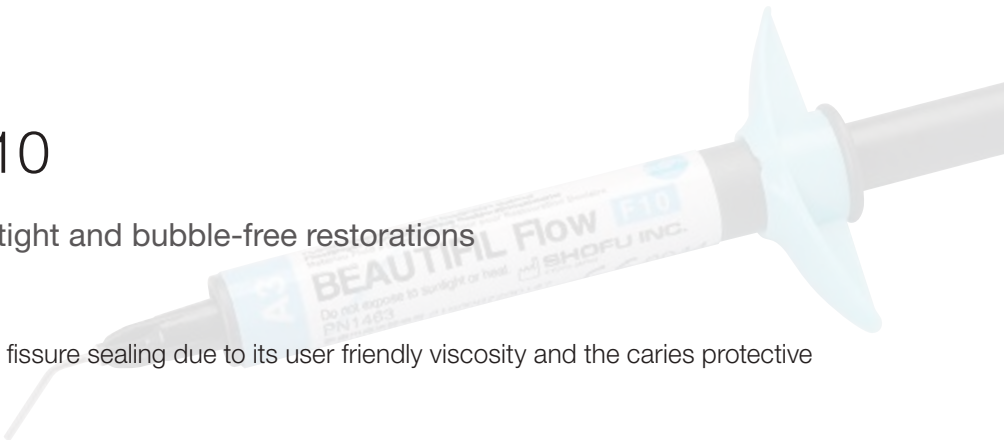


- 1** Apply primer to clean tooth and leave for 5 seconds
- 2** Gently air dry for 5 seconds
- 3** Apply paste
- 4** Light-cure with a halogen (20 seconds) or LED (10 seconds) curing light

# BEAUTIFIL Flow F10

Flowable composite material for tight and bubble-free restorations

Beautiful Flow F10 is especially suitable for fissure sealing due to its user friendly viscosity and the caries protective effect of the fluoride release.



Source: University of Giessen, Germany  
 "Sind unterschiedliche Flowables zur Versiegelung minimal-invasiv  
 erweiterter Fissuren geeignet?"  
 ("Are different flowables suitable for minimally-invasive extended  
 fissure sealing?")

Detailed information on page 64

This cross-section of a tooth subjected to dye penetration testing after extended fissure sealing shows a tight and bubble-free restoration.

# Resin Glaze

## Temporary surface gloss coating

Resin Glaze is a light-cured, surface gloss coating material for temporary restorations. The bonding of the material (Liquid) is increased when used in conjunction with the related Primer.

### Indications

For temporary glazing of artificial resin teeth, acrylic denture base materials, CAD/CAM PMMA materials, CAD/CAM hybrid ceramic materials, indirect composite resins, provisional materials



PN	Quantity	Product
Y0003	6 ml	Resin Glaze, Primer
Y0004	6 ml	Resin Glaze, Liquid

## Merssage ■ Pressage

Prophylaxis pastes for all indications

The fluoride containing Merssage pastes remove plaque and provide a smooth and polished tooth surface. The fluoride free Pressage paste is used before bleaching or fissure sealing (see page 35).



## DirectDia Paste

Diamond impregnated polishing paste for intra and extraoral high gloss polish

The diamond impregnated paste is used for polishing and cleaning natural teeth and for the removal of discolourations of all restorative materials (see page 32).



## OneGloss ■ OneGloss PS

For composite and enamel

The instruments are ideal for the removal of surface discolourations without damaging the enamel, for enamel polishing after scaling and for taking off composite or cement residue after the removal of brackets (see page 25/26).





SHOFU Block HC  
SHOFU Disk HC

88 - 89



CAD/CAM-MATERIALS



# SHOFU Block HC ■ SHOFU Disk HC

Ceramic-based CAD/CAM material for durable, metal-free restorations

SHOFU Block HC can be used for almost all single-tooth indications for CAD/CAM technology and machined wet or dry in all standard milling units. This high-performance restorative material features exceptional long-term stability and flexural strength, plus lifelike light diffusion. It comes with three different holding pins (Universal, CEREC and Ceramill), in various shades (high- and low-translucency) and as one and two-layer milling blocks. The two additional enamel shades are particularly suitable for aesthetic inlays, onlays and veneers.



For milling with the aid of open CAM systems, SHOFU Disk HC circular blocks, 98.5 mm in diameter, are also available.

Our versatile and stress-absorbing hybrid material can be easily and accurately milled and quickly polished to a high gloss.

## info

For adhesive cementation, we recommend the use of HC Primer, an innovative bonding system infiltrating the polymer matrix and ensuring very high bond strengths in combination with Resi Cem (see page 69).

For easy and efficient pre-polishing and high-gloss polishing, our CeraMaster Coarse and CeraMaster silicone polishers with integrated diamond particles (see page 20/21), as well as Dura-Polish and Dura-Polish DIA polishing pastes will be ideal.

## BENEFITS

- Stress-absorbing hybrid-ceramic material
- Wide range of shades and translucencies
- Two-layer blocks for aesthetic anterior restorations
- High flexural strength (more than 190 MPa)
- Lifelike light diffusion and fluorescence
- Excellent handling and milling properties
- Easy and efficient polishability

## Indications

Fabrication of inlays, onlays, veneers and full crowns for anterior and posterior teeth, as well as implant-supported restorations, using dental CAD/CAM systems





# SHOFU Block HC / Disk HC - Sets and Single Components



## Intro Set

The introduction into the hybrid ceramic CAD/CAM technology includes 10 blocks

5 blocks each in the sizes

- S: A1-HT, A2-HT, A3-HT, A3-LT, OC
- M: A1-HT, A2-HT, A3-HT, A3-LT, OC
- instructions for use

PN	Quantity	Product
2150U	1 pc.	SHOFU Block HC Intro Set (Universal)
2150C	1 pc.	SHOFU Block HC Intro Set for CEREC
Y0005	5 ml	HC Primer (see page 73)
0552	1 jar	Dura-Polish, 20 g (see page 34)
0554	1 jar	Dura-Polish DIA, 5 g (see page 34)

Shade	PN 5 pcs.
<b>BLOCK HC (UNIVERSAL)</b>	
1-layer	
W2-LT	2157U
A1-LT	2159U
A2-LT	2161U
A3-LT	2169U
A3.5-LT	2162U
B3-LT	2170U
A1-HT	2158U
A2-HT	2160U
A3-HT	2168U
59 (Incisal)	2171U
OC (Occlusal)	2172U
2-layer	
A2-2L	Z0001
A3-2L	Z0002
A3.5-2L	Z0003

Shade	PN 5 pcs.
<b>BLOCK HC FOR CEREC</b>	
1-layer	
W2-LT	2157C
A1-LT	2159C
A2-LT	2161C
A3-LT	2169C
A3.5-LT	2162C
B3-LT	2170C
A1-HT	2158C
A2-HT	2160C
A3-HT	2168C
59 (Incisal)	2171C
OC (Occlusal)	2172C
2-layer	
A2-2L	Z0008
A3-2L	Z0009
A3.5-2L	Z0010

Shade	PN 5 pcs.
<b>BLOCK HC FOR CERAMILL</b>	
1-layer	
W2-LT	2157A
A1-LT	2159A
A2-LT	2161A
A3-LT	2169A
A3.5-LT	2162A
B3-LT	2170A
A1-HT	2158A
A2-HT	2160A
A3-HT	2168A
59 (Incisal)	2171A
OC (Occlusal)	2172A
2-layer	
A2-2L	Z0014
A3-2L	Z0015
A3.5-2L	Z0016

Shade	PN 1 pcs
<b>DISK HC</b>	
1-layer	
W2-LT	2180S
A1-LT	2181S
A2-LT	2182S
A3-LT	2183S
A3.5-LT	2184S
B3-LT	2185S
A1-HT	2186S
A2-HT	2187S
A3-HT	2188S
59 (Incisal)	2189S
OC (Occlusal)	2190S

LT = low translucent  
HT = high translucent

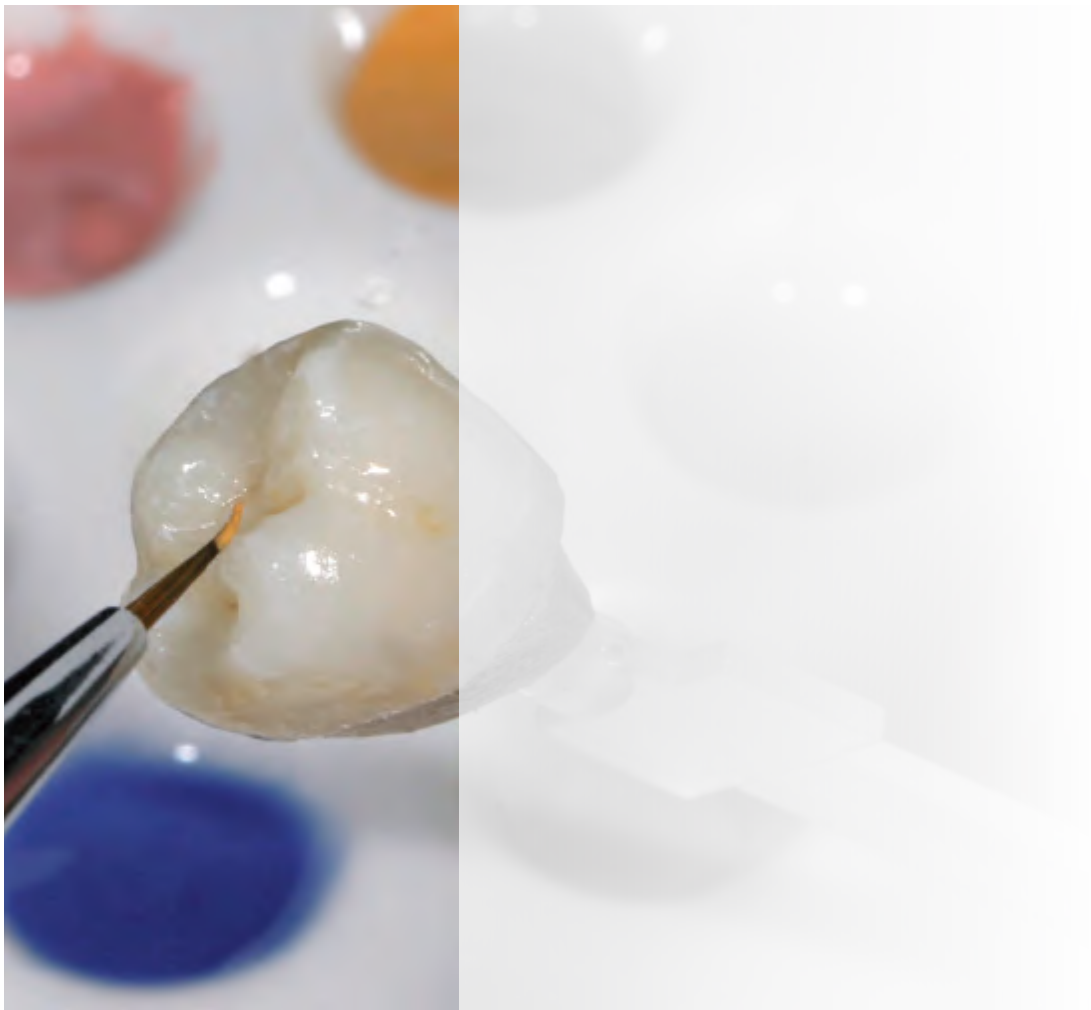
The blanks are 14 mm thick and with a diameter of 98.5 mm (incl. shoulder) suitable for nearly all current CAD/CAM machines.

LT = low translucent  
HT = high translucent  
Size M (12 x 14 x 18 mm)





Vintage Porcelain Systems	92 - 93
Vintage PRO	94 - 97
Vintage MP ■ MP Uni-Layer	98 - 101
Vintage Halo	102 - 105
Vintage	106 - 107
Vintage LD ■ LD Press	108 - 111
Vintage ZR ■ ZR Uni-Layer	112 - 115
Vintage Art ■ Art LF	116 - 119
Investments	120 - 121
Porcelain Brushes	122



## PORCELAIN SYSTEMS



# Good Reasons for Porcelain, Excellent Reasons for Vintage

Whether metal-reinforced or metal-free, whether easy and efficient or challenging and customised: The Vintage system provides dental technicians with a wide range of porcelains to suit every patient, every situation and every framework material.

Each Vintage line features an assortment of perfectly matched high-quality porcelains or stains, easy and safe handling properties, accurate adaptation of the CTE to the respective framework material, and impressive, natural aesthetics and light dynamics.

In brief: Dental technicians can rely on Vintage in any situation. After all, this modular system is based on more than 30 years of experience and expertise in dental porcelains. Besides, the product range has been continuously optimised and expanded in recent years. Today the Vintage system includes seven state-of-the-art porcelain lines and two stain lines.

## Benefits of VINTAGE porcelains

- One system for all framework materials, indications and requirements
- Consistent shade and layering concept
- Reliable handling thanks to years of experience
- Lifelike opalescence, translucence and fluorescence
- Large variety of incisal and effect porcelains
- Highly accurate adaptation of the CTE to the framework material
- Customised shade matching with porcelain stains



Whether nonprecious and universal PFM alloys or zirconia frameworks, whether high or low-fusing, whether pressed or based on feldspar or lithium disilicate: Vintage porcelains offer dental technicians unique versatility.



In transmitted light, a Vintage MP PFM crown looks more like a metal-free restoration, because the contours of the opaquered metal frame are barely perceptible.

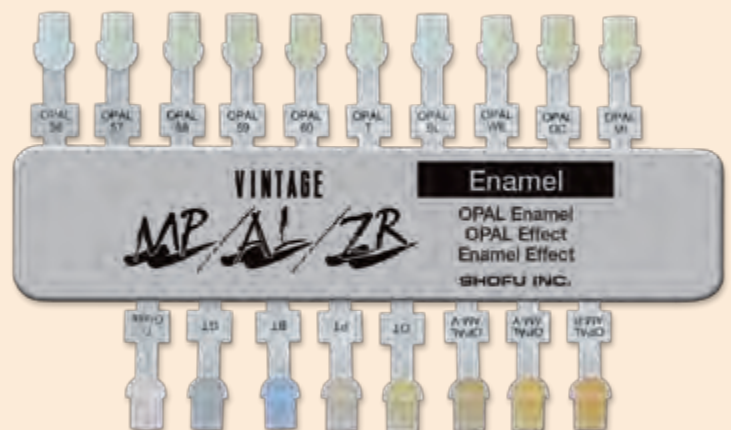


## Color codes

AM	Amber
B	Black
BG	Blue Glass
Bl	Blue
Br	Brown
G	Gray
Gr	Green
O	Orange
P / LP / DP	Pink / Light Pink / Dark Pink
R	Red
V	Violet
W	White
Y	Yellow
Gum-P	Gum Pink
Gum-DP	Gum Dark Pink
Gum-LP	Gum Light Pink
Gum-Or	Gum Orange
Gum-R	Gum Red
Gum-V	Gum Violet
CT-CL	Cervical Translucent Clear
CT-W	Cervical Translucent White
T	Translucent
BT	Blue Translucent
GT	Gray Translucent
HT	High Translucent
LT	Low Translucent
OT	Orange Translucent
PT	Pink Translucent
SL	Superlucent
YT	Yellow Translucent
S	Sand
WE	White Enamel
OC	Occlusal
WB	White Band
MI	Milky
MP	Mamelon Pink
MY	Mamelon Yellow
Mlv	Mamelon Ivory
CLM	Clear Margin
LPM	Light Pink Margin
DPM	Dark Pink Margin
OrM	Orange Margin
BrM	Brown Margin
MLM	Masking Light Margin
MDM	Masking Dark Margin

## ACCESSORIES

PN	Quantity	Product
<b>COLOR INDICATORS / SHADE GUIDES</b>		
8020	1 pc.	Vintage AL/ZR color indicator Opaque Liner
8041	1 pc.	Vintage MP/AL/ZR color indicator Color Effect
8042	1 pc.	Vintage color indicator Enamel
8044	1 pc.	Vintage color indicator Margin
8045	1 pc.	Vintage color indicator Opaque Dentin
8046	1 pc.	Vintage color indicator Opaque
8047	1 pc.	Vintage color indicator Body
8048	1 pc.	Vintage color indicator Cervical, Correction
9623	1 pc.	Vintage Whitening Shade Guide
<b>VINTAGE HALO - COLOR INDICATORS / SHADE GUIDES</b>		
7031	1 pc.	Color indicator Basic (Opaque / Body / Add-On)
7032	1 pc.	Color indicator Opal (Opal / Incisal)
7033	1 pc.	Color indicator Opaque Dentin
7034	1 pc.	Color indicator Red Shift
7035	1 pc.	Color indicator Value Plus
7036	1 pc.	Color indicator Margin
7037	1 pc.	Color indicator Effect Colors
7041	1 pc.	Shade Guide Basis with 3x Gummy
7042	1 pc.	Shade Guide Red Shift with 3x Gummy
7043	1 pc.	Shade Guide Value Plus with 3x Gummy
7045	1 pc.	NCC Shade Guide set
7049	1 pc.	NCC holder set
7051	1 St.	Whitening Shade Guide
<b>GUMY - GINGIVA INDICATORS</b>		
7040	1 pc.	Gummy - Gingiva indicator (Light / Medium / Dark)
9622	1 pc.	Vintage Gummy (Light Pink, Medium Pink, Pink, Dark Pink)



# VINTAGE PRO

Optimised leucite-reinforced feldspathic porcelain for the classical CTE range

Vintage PRO represents a new generation of PFM systems. This innovative leucite-reinforced feldspathic porcelain, based on the high-fusing Vintage systems, is characterised by professional efficiency and aesthetics. The excellent handling of the well-established product lines has been systematically optimised, and its porcelain basis has been combined with new materials – for even greater ease of use, higher safety and firing stability, and naturally opalescent shades.



## BENEFITS

- Professional aesthetics with precise opalescence and fluorescence
- Easy handling thanks to high stackability during sculpting
- Perfect adaptation to all conventional PFM alloys
- True-to-nature shade system reproducing all VITA\* Classical shades
- Customised shade matching with effect porcelains and stains
- Excellent colour, dimensional and firing stability – even after multiple firing

With its firing temperature of approx. 900 °C, Vintage PRO is indicated primarily for veneering nonprecious alloy frameworks, but it can also be used to easily and aesthetically veneer high-gold, reduced-gold or palladium-based PFM alloys. Besides, the system is ideal for use on metal frameworks made by CAD/CAM or sintering.

The uncomplicated porcelains of the Vintage PRO system allow both beginners and professionals to achieve maximum aesthetics in a minimum of time.

### Indications

Compatible with all commonly used PFM alloys with a recommended CTE of  $13.5 - 14.8 \times 10^{-6}K^{-1}$



Dentine build-up



Translucent layer between Body and Opal Incisal



Completion of the tooth shape with Opal Incisal

## VINTAGE PRO - Sets

Basic Build Up Set



### Basic Build Up Set

Contains all components for restorations in the shades A1-A4, B2, B3 and D3

- 3x Cervical, 15 g each • 8x Opaque Dentin, 15 g each
- 8x Body, 15 g each • 4x Opal Enamel, 15 g each • Opal Effect, 15 g
- correction porcelain (ADD-ON T), 15 g • Vintage Mixing Liquid HC, 50 ml
- instructions for use

Starter Set A2/A3  
Paste Opaque



### Basic Powder Opaque Set

Powder opaques for masking metal frameworks

- Base Powder Opaque, 15 g • 8x Powder Opaque, 15 g each
- Vintage PRO Powder Opaque Liquid, 50 ml • instructions for use

### Basic Paste Opaque Set

Ready-to-use paste opaques for masking metal frameworks

- Base Paste Opaque, 6 g • 8x Paste Opaque, 6 g each
- Vintage PRO Paste Opaque Liquid, 20 ml • instructions for use

### Starter Set A2 / A3 Paste Opaque

Contains all components for restorations in the shades A2 and A3

- Base Paste Opaque, 6 g • 2x Paste Opaque, 6 g each • 2x Opaque Dentin, 15 g each
- 2x Body, 15 g each • 2x Opal Enamel, 15 g each • Opal Effect, 15 g
- Enamel Effect, 15 g • Vintage Mixing Liquid HC, 50 ml
- Vintage PRO Paste Opaque Liquid, 20 ml • instructions for use

PN	Quantity	Product
P0501	1 pc.	Vintage PRO Basic Build Up Set
P0502	1 pc.	Vintage PRO Basic Powder Opaque Set
P0503	1 pc.	Vintage PRO Basic Paste Opaque Set
P0504	1 pc.	Vintage PRO Starter Set A2 / A3 Paste Opaque
P0507	1 pc.	Vintage PRO Enamel Effect Set
P0508	1 pc.	Vintage PRO Color Effect Set
P0509	1 pc.	Vintage PRO Margin Set

## VINTAGE PRO - Liquids

PN	Quantity	Product
P0491	20 ml	Vintage PRO Paste Opaque Liquid
P0492	50 ml	Vintage PRO Powder Opaque Liquid
P0493	500 ml	Vintage PRO Powder Opaque Liquid
9613	50 ml	Vintage Mixing Liquid HC
9614	500 ml	Vintage Mixing Liquid HC
9615	50 ml	Vintage Hardening Liquid
7642	3 ml	Vintage CPM Modelling Liquid
8012	7 ml	Vintage Margin Porcelain Isolation Liquid (pen)

### Enamel Effect Set

Incisal and translucent powders for an individual, natural light-transmission in the incisal area

- 2x Opal Enamel, 15 g each • 8x Opal Effect, 15 g each
- 9x Enamel Effect, 15 g each • Translucent, 15 g • instructions for use

### Color Effect Set

For individual effects in the dentine and cervical area

- 9x Color Effect, 15 g each • 6x Gum, 15 g each
- instructions for use

### Margin Set

Highly fluorescent margin powders in the shades W0 to D3

- 12x Margin, 15 g each • 5x Margin Effect, 15 g each
- Vintage Margin Hardening Liquid, 50 ml
- Vintage Margin Porcelain Isolation Liquid, 7 ml
- instructions for use

# VINTAGE PRO - Single Components

## Paste Opaque

Shade	PN 6 g
<b>BASE OPAQUE</b>	
Base	P0001
<b>SHADE OPAQUE</b>	
W00	P0018
W10	P0019
W20	P0020
W30	P0021
A10	P0002
A20	P0003
A30	P0004
A3.50	P0005
A40	P0006
B10	P0007
B20	P0008
B30	P0009
B40	P0010
C10	P0011
C20	P0012
C30	P0013
C40	P0014
D20	P0015
D30	P0016
D40	P0017
<b>OPAQUE MODIFIER</b>	
OM-G	P0022
OM-O	P0023
OM-Br	P0024
OM-Y	P0025
OM-BG	P0026
OM-LP	P0027
OM-DP	P0028

## Powder Opaque

Shade	PN 15 g	PN 50 g
<b>BASE OPAQUE</b>		
Base	P0031	P0061
<b>SHADE OPAQUE</b>		
W00	P0048	P0078
W10	P0049	P0079
W20	P0050	P0080
W30	P0051	P0081
A10	P0032	P0062
A20	P0033	P0063
A30	P0034	P0064
A3.50	P0035	P0065
A40	P0036	P0066
B10	P0037	P0067
B20	P0038	P0068
B30	P0039	P0069
B40	P0040	P0070
C10	P0041	P0071
C20	P0042	P0072
C30	P0043	P0073
C40	P0044	P0074
D20	P0045	P0075
D30	P0046	P0076
D40	P0047	P0077
<b>OPAQUE MODIFIER</b>		
OM-G	P0052	P0082
OM-O	P0053	P0083
OM-Br	P0054	P0084
OM-Y	P0055	P0085
OM-BG	P0056	P0086
OM-LP	P0057	P0087
OM-DP	P0058	P0088

Shade	PN 15 g	PN 50 g
<b>MARGIN</b>		
NM	P0102	
W0M	P0101	
A1M	P0091	
A2M	P0092	
A3M	P0093	
A3.5M	P0094	
A4M	P0095	
B2M	P0096	
B4M	P0097	
C2M	P0098	
C4M	P0099	
D3M	P0100	
<b>MARGIN EFFECT</b>		
CLM	P0109	
LPM	P0103	
DPM	P0104	
MLM	P0105	
MDM	P0106	
OrM	P0107	
BrM	P0108	
<b>CERVICAL</b>		
AC	P0111	P0115
BC	P0112	P0116
CC	P0113	P0117
DC	P0114	P0118
<b>OPAQUE DENTIN</b>		
OD-N	P0228	P0248
OD-W0	P0227	P0247
OD-A1	P0211	P0231
OD-A2	P0212	P0232
OD-A3	P0213	P0233
OD-A3.5	P0214	P0234
OD-A4	P0215	P0235
OD-B1	P0216	P0236
OD-B2	P0217	P0237
OD-B3	P0218	P0238
OD-B4	P0219	P0239
OD-C1	P0220	P0240
OD-C2	P0221	P0241
OD-C3	P0222	P0242
OD-C4	P0223	P0243
OD-D2	P0224	P0244
OD-D3	P0225	P0245
OD-D4	P0226	P0246



Shade	PN 15 g	PN 50 g	PN 200 g
<b>BODY</b>			
W0B	P0137	P0167	P0197
W1B	P0138	P0168	P0198
W2B	P0139	P0169	P0199
W3B	P0140	P0170	P0200
A1B	P0121	P0151	P0181
A2B	P0122	P0152	P0182
A3B	P0123	P0153	P0183
A3.5B	P0124	P0154	P0184
A4B	P0125	P0155	P0185
B1B	P0126	P0156	P0186
B2B	P0127	P0157	P0187
B3B	P0128	P0158	P0188
B4B	P0129	P0159	P0189
C1B	P0130	P0160	P0190
C2B	P0131	P0161	P0191
C3B	P0132	P0162	P0192
C4B	P0133	P0163	P0193
D2B	P0134	P0164	P0194
D3B	P0135	P0165	P0195
D4B	P0136	P0166	P0196
<b>COLOR EFFECT</b>			
W	P0408	P0428	
O	P0406	P0426	
Br	P0409	P0429	
Y	P0405	P0425	
Bl	P0410	P0430	
G	P0407	P0427	
MP	P0401	P0421	
MY	P0402	P0422	
Mlv	P0403	P0423	
RED	P0404	P0424	
RED-L	P0411	P0431	
<b>OPAL ENAMEL</b>			
Opal 55	P0281	P0291	P0301
Opal 56	P0282	P0292	P0302
Opal 57	P0283	P0293	P0303
Opal 58	P0284	P0294	P0304
Opal 59	P0285	P0295	P0305
Opal 60	P0286	P0296	P0306

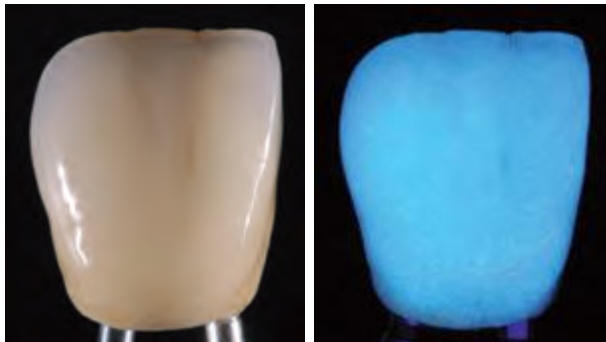
Shade	PN 15 g	PN 50 g	PN 200 g
<b>OPAL EFFECT</b>			
Opal T	P0318	P0328	P0395
Opal SL	P0319	P0329	P0396
Opal WE	P0311	P0321	
Opal OC	P0312	P0322	
Opal WB	P0317	P0327	
Opal MI	P0316	P0326	
Opal AM-R	P0313	P0323	
Opal AM-Y	P0314	P0324	
Opal AM-V	P0315	P0325	
<b>ENAMEL STANDARD</b>			
57	P0251	P0261	P0271
58	P0252	P0262	P0272
59	P0253	P0263	P0273
60	P0254	P0264	P0274
<b>ENAMEL EFFECT</b>			
BT	P0331	P0351	
PT	P0332	P0352	
GT	P0333	P0353	
OT	P0334	P0354	
YT	P0335	P0355	
BG	P0336	P0356	
WT	P0337	P0357	
AC-T	P0338	P0358	
BC-T	P0339	P0359	
CC-T	P0340	P0360	
DC-T	P0341	P0361	
<b>TRANSLUCENT</b>			
T	P0342	P0362	P0391
T-Glass	P0343	P0363	P0392
<b>GUM</b>			
Gum-LP	P0461	P0471	
Gum-DP	P0462	P0472	
Gum-V	P0463	P0473	
Gum-Or	P0464	P0474	
Gum-R	P0465	P0475	
Gum-P	P0466	P0476	
<b>CORRECTION</b>			
ADD-ON T	P0481		
ADD-ON B	P0482		
CPM	P0483		
CPM Fine	P0484		

# VINTAGE MP ■ VINTAGE MP Uni-Layer

Porcelain system for all high-fusing alloys

Vintage MP is an ultra-fine micro ceramic for veneering all conventional, high-fusing PFM alloys, whether high, semi or non precious, with a recommended CTE range of 13.6 to 15.2. Thanks to a special production process, the porcelain is adapted to the diffused light reflection of natural enamel and dentine.

In addition to the tooth-like diffused light reflection provided by the porcelain structure it also offers a leucite-reinforced crystalline structure with particular temperature-resistant colour pigments in the crystal and glass phases compared to conventional ceramics, even after several firings, hence preserving colour brilliance and depth effect of the porcelain.



The naturalness of the VINTAGE MP porcelain powders is demonstrated under all natural light conditions and under ultra-violet light.

## VINTAGE MP Uni-Layer

With this innovative one layer porcelain full anatomical anterior and posterior restorations can be produced efficiently.

Perfectly balancing light diffusion and chroma, this porcelain combines the optical characteristics of dentine and incisal powders in one material – for a harmonious shade progression and the illusion of depth.

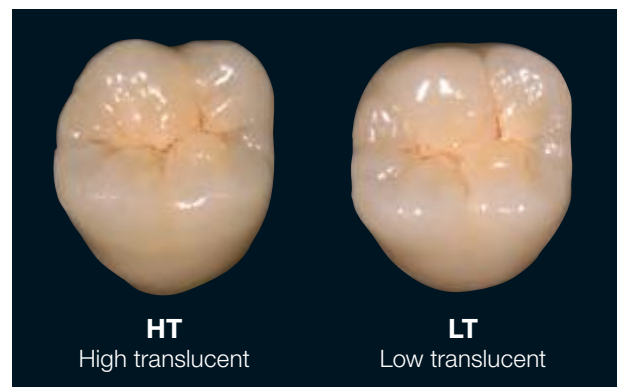
- Quick and easy single-layer technique
- Simple correction options
- All 20 shades of the VITA\* Classical Shade System can be reproduced with only 2 powders and the Vintage MP paste opaques

## BENEFITS

- Above average bonding strength with all PFM alloys using the orange-coloured Base Opaque
- Exceptional colour stability
- Extremely fine paste opaques provide superb cover characteristics
- Low shrinkage during firing and homogeneous, dense surfaces
- Intensive fluorescent margin and cervical trans powders
- Versatile applicable opalescent incisal and effect powders

## Indications

Veneering of all conventional, high-fusing PFM alloys, whether high, semi or non precious, with a recommended CTE range of 13.6 to 15.2



The restoration with Vintage MP Uni-Layer can be produced in higher or lower translucency.

Standard Set HC



## Standard Set HC

Contains all components for restorations in the shades A1-A4, B2, B3 and C2

- Base Opaque, 5 g • 8x Shade Opaque, 5 g each • 8x Body, 15 g each
- 3x Cervical, 15 g each • 8x Opaque Dentin, 15 g each
- 4x Opal Enamel, 15 g each • Opal Effect, 15 g
- 2x correction porcelain (Add-On B/Add-On T), 15 g each
- Vintage MP Opaque Liquid, 3 ml • Vintage Mixing Liquid HC, 50 ml
- instructions for use

Starter Set



## Starter Set

Contains all components for restorations in the shades A2 or A3

- Base Opaque, 5 g • Shade Opaque, 5 g • Body, 15 g • Cervical, 15 g
- Opaque Dentin, 15 g • Opal Enamel, 15 g • Opal Effect, 15 g
- Vintage MP Opaque Liquid, 3 ml • Vintage Mixing Liquid, 20 ml
- instructions for use

## Enamel Effect Set

Incisal and translucent powders for an individual, natural light transmission in the incisal area

- 9x Opal Effect, 15 g each • 5x Enamel Effect, 15 g each
- 5x Cervical Translucent, 15 g each • instructions for use

## Color Effect Set

For individual effects in the dentine and cervical area

- 10x Color Effect, 15 g each • 4x Gum, 15 g each
- instructions for use

## Margin Porcelain Set

Highly fluorescent margin powders in the shades W0 to D4 for precisely fitting margins

- 13x Margin, 15 g each • 7x Margin Effect, 15 g each
- 2x correction porcelain (Add-On B/CPM Fine), 15 g each
- Vintage CPM Modelling Liquid, 3 ml • Vintage Margin Hardening Liquid, 50 ml
- Vintage Margin Porcelain Isolation Liquid, 7 ml • instructions for use

## Whitening Set

Additional shades W0, W1, W2 and W3 for brighter restorations (bleaching shades)

- Base Opaque, 5 g • 4x Shade Opaque, 5 g each • 4xBody, 15 g each
- 2x Opaque Dentin, 15 g each • 3x Opal Enamel, 15 g each
- Opal Effect, 15 g • Vintage MP Opaque Liquid, 3 ml
- Whitening Shade Guide • instructions for use



PN	Quantity	Product
9251	1 pc.	Vintage MP Whitening Set
9252	1 pc.	Vintage MP Enamel Effect Set
9253	1 pc.	Vintage MP Margin Porcelain Set
9254	1 pc.	Vintage MP Starter Set, shade A2
9255	1 pc.	Vintage MP Starter Set, shade A3
9256	1 pc.	Vintage MP Color Effect Set
9257	1 pc.	Vintage MP Standard Set HC

# VINTAGE MP - Single Components

## Paste Opaque

Shade	PN 5 g
<b>BASE OPAQUE</b>	
Base	9260
<b>SHADE OPAQUE</b>	
W00	9278
W10	9279
W20	9280
W30	9281
A10	9261
A20	9262
A30	9263
A3.50	9264
A40	9265
RootAO	9266
B10	9267
B20	9268
B30	9269
B40	9270
C10	9271
C20	9272
C30	9273
C40	9274
D20	9275
D30	9276
D40	9277
<b>OPAQUE EFFECT</b>	
OM-G	9282
OM-O	9283
OM-Br	9284
OM-Y	9285
OM-BG	9286
OM-LP	9287
OM-DP	9288

Shade	PN 15 g	PN 50 g
<b>MARGIN</b>		
NM	9580	
W0M	9581	
A1M	9582	
A2M	9583	
A3M	9584	
A3.5M	9585	
A4M	9586	
RootAM	9587	
B2M	9588	
B4M	9589	
C2M	9590	
C4M	9591	
D3M	9592	
<b>MARGIN EFFECT</b>		
CLM	9593	
LPM	9594	
DPM	9595	
OrM	9596	
BrM	9597	
MLM	9598	
MDM	9599	
<b>CERVICAL</b>		
AC	9321	9351
BC	9322	9352
CC	9323	9353
DC	9324	9354
<b>OPAQUE DENTIN</b>		
OD-N	9471	9491
OD-W0	9470	9490
OD-A1	9472	9492
OD-A2	9473	9493
OD-A3	9474	9494
OD-A3.5	9475	9495
OD-A4	9476	9496
OD-RootA	9477	9497
OD-B2	9478	9498
OD-B4	9479	9499
OD-C2	9480	9500
OD-C4	9481	9501
OD-D3	9482	9502

Shade	PN 15 g	PN 50 g	PN 200 g
<b>BODY</b>			
W0B	9300	9330	
W1B	9301	9331	
W2B	9302	9332	
W3B	9303	9333	
A1B	9304	9334	9364
A2B	9305	9335	9365
A3B	9306	9336	9366
A3.5B	9307	9337	9367
A4B	9308	9338	9368
Root AB	9309	9339	
B1B	9310	9340	
B2B	9311	9341	9371
B3B	9312	9342	9372
B4B	9313	9343	
C1B	9314	9344	
C2B	9315	9345	9375
C3B	9316	9346	
C4B	9317	9347	
D2B	9318	9348	
D3B	9319	9349	9379
D4B	9320	9350	
<b>COLOR EFFECT</b>			
W	9510	9530	
O	9511	9531	
Br	9512	9532	
Y	9513	9533	
Bl	9514	9534	
G	9515	9535	
MP	9516	9536	
MY	9517	9537	
Mlv	9518	9538	
RED	9519	9539	
<b>OPAL ENAMEL</b>			
Opal 55	9390	9420	
Opal 56	9391	9421	
Opal 57	9392	9422	9452
Opal 58	9393	9423	9453
Opal 59	9394	9424	9454
Opal 60	9395	9425	9455

Shade	PN 15 g	PN 50 g	PN 200 g
<b>OPAL EFFECT</b>			
Opal T	9396	9426	9456
Opal SL	9397	9427	9457
Opal WE	9403	9433	
Opal OC	9404	9434	
Opal WB	9405	9435	
Opal MI	9406	9436	
Opal AM-R	9407	9437	
Opal AM-Y	9408	9438	
Opal AM-V	9409	9439	9368
<b>ENAMEL STANDARD</b>			
57	9411	9441	9461
58	9412	9442	9462
59	9413	9443	9463
60	9414	9444	9464
<b>ENAMEL EFFECT</b>			
T-Glass	9398	9428	9458
T	9410	9440	
BT	9399	9429	
PT	9400	9430	
GT	9401	9431	
OT	9402	9432	
<b>CERVICAL TRANSLUCENT</b>			
CT-CL	9552	9562	
CT-W	9554	9564	
CT-A	9550	9560	
CT-B	9551	9561	
CT-R	9553	9563	
<b>GUM</b>			
Gum-LP	9520	9540	
Gum-DP	9521	9541	
Gum-V	9522	9542	
Gum-Or	9523	9543	
<b>CORRECTION</b>			
Add-On B	9570		
Add-On T	9571		
CPM Fine	9572		



## Uni-Layer Set

Contains all components for aesthetic restorations in the shades A2 and A3

- Base Opaque, 5 g • Paste Opaque A20, 5 g • Paste Opaque A30, 5 g
- Vintage MP Uni-Layer HT, 50 g • Vintage MP Uni-Layer LT, 50 g
- Vintage MP Opaque Liquid, 3 ml • Vintage Mixing Liquid HC, 50 ml
- step card • instructions for use

PN	Quantity	Product
9633	1 pc.	Vintage MP Uni-Layer Set (A2 / A3)
9627	50 g	Vintage MP Uni-Layer HT
9628	200 g	Vintage MP Uni-Layer HT
9630	50 g	Vintage MP Uni-Layer LT
9631	200 g	Vintage MP Uni-Layer LT

## VINTAGE MP - Liquids

PN	Quantity	Product
9611	50 ml	Vintage Mixing Liquid
9612	500 ml	Vintage Mixing Liquid
9613	50 ml	Vintage Mixing Liquid HC
9614	500 ml	Vintage Mixing Liquid HC
9615	50 ml	Vintage Hardening Liquid
9617	20 ml	Vintage MP Opaque Liquid
7642	3 ml	Vintage CPM Modelling Liquid
8012	7 ml	Vintage Margin Porcelain Isolation Liquid (pen)

# VINTAGE Halo

Feldspar porcelain with halo effect

The high-fusing porcelain system with natural light scattering and reflection (halo effect) was developed in cooperation with Makoto Yamamoto. With just a base build-up of opaque dentine, dentine and the opalescent incisal powders, natural-looking restorations are achieved without the use of special effect powders. With a firing temperature of 910 °C for the dentine firing Vintage Halo is ideal for the combination with all standard and biocompatible alloys.



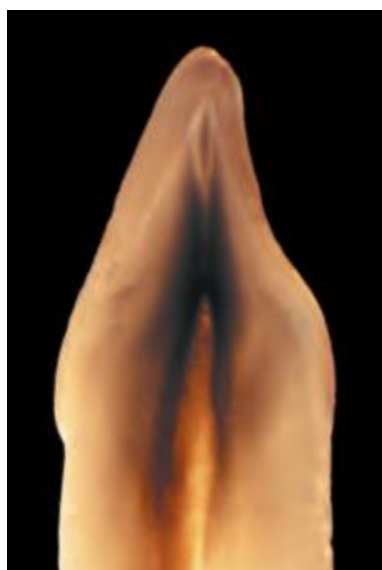
Using the opalescent incisal powders allows a logical layering technique with dentine and enamel porcelain to give the appearance of a natural tooth.

## Indications

Compatibility with all standard alloys with CTE values of  $13.5-14.6 \times 10^{-6}K^{-1}$  (25 °C - 500 °C)

## BENEFITS

- Natural fluorescence and opalescence also after several firings
- Compatible with alloys containing up to 30 % silver
- Economical layering system by modified 2-layer-technique (Body / Opal Incisal)
- Individual colour indicators for all components
- High build-up stability
- Low firing shrinkage



Natural teeth have a binary structure consisting of dentine and enamel. The dentine gives the tooth its shade and saturation. Its natural appearance is then the result of the interaction between light and colours.

Base Set



### Base Set

Introduction to the 19 basic shades

- 19x Opaque Dentin, 15 g / 50 g each • 19x Body, 15 g / 50 g each
- 6x Opal Enamel, 15 g / 50 g each • 6x Enamel, 15 g / 50 g each
- 2x correction porcelain (Add-On B/Add-On T), 15 g each
- 1 each Shade Guide No. 1, No. 2, No. 3 • instructions for use

### Opaque Powder Set

Powder opaque in 19 basic shades

- 19x Powder Opaque, 15 g each • Vintage Halo Opaque Liquid, 50 ml
- instructions for use

### Opal Porcelain Set

Opalescent incisal and effect shades for the optimal light refraction in the incisal area

- 10 shades, 15 g / 50 g each • Shade Guide No. 2
- instructions for use

### Effect Color Set

Natural effects for opaque dentine, dentine and the incisal area

- 10 shades, 15 g each • Shade Guide No. 6
- instructions for use

### Margin Porcelain Powder Set

For fitting aesthetic margins

- 19 shades, 15 g each • correction CPM, 15 g
- correction porcelain (CPM Fine), 15 g • Isolation Liquid, 10 ml,
- Vintage CPM Modelling Liquid, 3 ml • Shade Guide No. 7
- instructions for use

Whitening Set



### Whitening Set

Additional shades W1, W2 and W3 for brighter restorations (bleaching shades)

- 3x Opaque, 15 g each • 3x Body, 15 g each
- Opal Enamel (Opal 56), 15 g • Shade Guide
- instructions for use

PN	Quantity	Product
7000	1 St.	Vintage Halo Base Set, 15 g each
7001	1 St.	Vintage Halo Base Set, 50 g each
7100	1 St.	Vintage Halo Opaque Powder Set
7360	1 St.	Vintage Halo Effect Color Set
7500	1 St.	Vintage Halo Opal Porcelain Set, 15 g each
7501	1 St.	Vintage Halo Opal Porcelain Set, 50 g each
7650	1 St.	Vintage Halo Margin Porcelain Powder Set
7770	1 St.	Vintage Halo Whitening Set
7800	1 St.	Vintage Halo Value Plus Porcelain Set

## VINTAGE Halo - Single Components

Shade	PN 15 g	PN 50 g
<b>POWDER OPAQUE</b>		
A10	7101	7121
A20	7102	7122
A30	7103	7123
A3.50	7104	7124
A40	7105	7125
RootA0	7106	7126
B10	7107	7127
B20	7108	7128
B30	7109	7129
B40	7110	7130
RootB0	7111	7131
C10	7112	7132
C20	7113	7133
C30	7114	7134
C40	7115	7135
RootC0	7116	7136
D20	7117	7137
D30	7118	7138
D40	7119	7139
<b>WHITENING POWDER OPAQUE</b>		
W10	7771	7776
W20	7772	7777
W30	7773	7778
<b>RED SHIFT POWDER OPAQUE</b>		
R10	7411	7431
R20	7412	7432
R30	7413	7433
R3,50	7414	7434
R40	7415	7435
<b>POWDER OPAQUE EFFECT</b>		
OM-G	7371	7391
OM-P	7372	7392
OM-O	7373	7393
OM-Br	7374	7394
OM-Y	7375	7395
OM-W	7376	7396
OM-S	7377	7397

Shade	PN 15 g	PN 50 g	PN 200 g
<b>BODY</b>			
A1B	7201	7221	7241
A2B	7202	7222	7242
A3B	7203	7223	7243
A3.5B	7204	7224	7244
A4B	7205	7225	7245
RootAB	7206	7226	7246
B1B	7207	7227	7247
B2B	7208	7228	7248
B3B	7209	7229	7249
B4B	7210	7230	7250
RootBB	7211	7231	7251
C1B	7212	7232	7252
C2B	7213	7233	7253
C3B	7214	7234	7254
C4B	7215	7235	7255
RootCB	7216	7236	7256
D2B	7217	7237	7257
D3B	7218	7238	7258
D4B	7219	7239	7259
<b>OPAQUE DENTIN</b>			
OD-A1	7711	7731	
OD-A2	7712	7732	
OD-A3	7713	7733	
OD-A3.5	7714	7734	
OD-A4	7715	7735	
OD-RootA	7716	7736	
OD-B1	7717	7737	
OD-B2	7718	7738	
OD-B3	7719	7739	
OD-B4	7720	7740	
OD-RootB	7721	7741	
OD-C1	7722	7742	
OD-C2	7723	7743	
OD-C3	7724	7744	
OD-C4	7725	7745	
OD-RootC	7726	7746	
OD-D2	7727	7747	
OD-D3	7728	7748	
OD-D4	7729	7749	

Shade	PN 15 g
<b>MARGIN</b>	
A1M	7651
A2M	7652
A3M	7653
A3.5M	7654
A4M	7655
RootAM	7656
B1M	7657
B2M	7658
B3M	7659
B4M	7660
RootBM	7661
C1M	7662
C2M	7663
C3M	7664
C4M	7665
RootCM	7666
D2M	7667
D3M	7668
D4M	7669
CPM	7670
CPM Fine	7671





Shade	PN 15 g	PN 50 g	PN 200 g
<b>COLOR EFFECT</b>			
White	7361	7381	
Orange	7362	7382	
Brown	7363	7383	
Red-Dark	7364	7384	
Red-Light	7365	7385	
MP	7366	7386	
MY	7367	7387	
BG	7368	7388	
BT	7369	7389	
YT	7370	7390	
<b>COLOR EFFECT - VALUE PLUS</b>			
VOP (Opaque)	7820	7840	
VDL (Diluent)	7821	7841	
<b>OPAL ENAMEL</b>			
Opal 56	7510	7541	
Opal 57	7511	7521	7531
Opal 58	7512	7522	7532
Opal 59	7513	7523	7533
Opal 60	7514	7524	7534
<b>OPAL EFFECT</b>			
Opal T	7515	7525	7535
Opal SL	7516	7526	7536
Opal Amber	7517	7527	7537
Opal Occlusal	7518	7528	7538
Opal White-E	7519	7529	7539
Opal Milky	7520	7530	7540
<b>ENAMEL STANDARD</b>			
57	7331	7341	7351
58	7332	7342	7352
59	7333	7343	7353
60	7334	7344	7354
T	7335	7345	7355
T-Glass	7336	7346	7356

Shade	PN 15 g	PN 50 g
<b>WHITENING BODY</b>		
W1B	7781	7786
W2B	7782	7787
W3B	7783	7788
<b>RED SHIFT BODY</b>		
R1B	7417	7437
R2B	7418	7438
R3B	7419	7439
R3.5B	7420	7440
R4B	7421	7441
VR1B	7423	7443
VR2B	7424	7444
VR3B	7425	7445
VR3,5B	7426	7446
VR4B	7427	7447
<b>VALUE PLUS BODY</b>		
VA1B	7811	7831
VA2B	7812	7832
VA3B	7813	7833
VA3.5B	7814	7834
VA4B	7815	7835
VB1B	7816	7836
VB2B	7817	7837
VB3B	7818	7838
VB4B	7819	7839
<b>CORRECTION</b>		
Add-On T	7020	
Add-On B	7021	

## VINTAGE Halo - Liquids

PN	Quantity	Product
7010	50 ml	Vintage Halo Opaque Liquid
7011	500 ml	Vintage Halo Opaque Liquid
7012	50 ml	Vintage Halo Opaque Liquid L
7642	3 ml	Vintage CPM Modelling Liquid
8012	7 ml	Vintage Margin Porcelain Isolation Liquid (pen)
9611	50 ml	Vintage Mixing Liquid
9612	500 ml	Vintage Mixing Liquid
9613	50 ml	Vintage Mixing Liquid HC
9614	500 ml	Vintage Mixing Liquid HC
9615	50 ml	Vintage Hardening Liquid

# VINTAGE

## Classical PFM system

The leucit reinforced feldspar porcelain was developed for the efficient and cost-effective production of high-quality aesthetic restorations. Developed according to the VITA\* Classical Shade System it is compatible with precious and non-precious alloys. The Vintage dentine and incisal powders have a natural fluorescence and are extremely colour stable even after several firings.



## BENEFITS

Harmoniously coordinated individual components in the range of the VITA\* Classical Shade System

Easy handling

High colour accuracy even with thin layers

### Indications

The Vintage porcelain system is compatible with all common ceramic alloys with a CTE range of  $13.6-15.0 \times 10^{-6}K^{-1}$  (25 °C - 500 °C).

## VINTAGE - Single Components

Shade	PN 15 g	PN 50 g
<b>POWDER OPAQUE</b>		
A10	6111	6112
A20	6116	6117
A30	6121	6122
A3.50	6126	6127
A40	6131	6132
B10	6136	6137
B20	6141	6142
B30	6146	6147
B40	6151	6152
C10	6156	6157
C20	6161	6162
C30	6166	6167
C40	6171	6172
D20	6176	6177
D30	6181	6182
D40	6186	6187

Shade	PN 15 g	PN 50 g
<b>POWDER OPAQUE EFFECT</b>		
POM-1 (Grey)	6446	
POM-2 (Pink)	6451	
POM-3 (Light Br.)	6456	
POM-4 (Brown)	6461	
POM-5 (Yellow)	6466	
<b>MARGIN</b>		
Please use the margin powders of the Vintage Halo porcelain system (see page 104)		
<b>CERVICAL</b>		
AC	6301	6302
BC	6306	6307
CC	6311	6312
DC	6316	6317

POM = Paint-On Modifier

Shade	PN 15 g	PN 50 g
<b>OPAQUE DENTIN</b>		
OD-A1		6002
OD-A2		6007
OD-A3		6012
OD-A3.5		6017
OD-A4		6022
OD-B1		6027
OD-B2		6032
OD-B3		6037
OD-B4		6042
OD-C1		6047
OD-C2		6052
OD-C3		6057
OD-C4		6062
OD-D2		6067
OD-D3		6072
OD-D4		6077
VDL (Diluent)	6881	6882
VOP (Opaque)	6886	

Shade	PN 15 g	PN 50 g	PN 200 g
<b>BODY</b>			
A1B	6201	6202	6203
A2B	6206	6207	6208
A3B	6211	6212	6213
A3.5B	6216	6217	6218
A4B	6221	6222	6223
B1B	6226	6227	6228
B2B	6231	6232	6233
B3B	6326	6237	6238
B4B	6241	6242	6243
C1B	6246	6247	6248
C2B	6251	6252	6253
C3B	6256	6257	6258
C4B	6261	6262	6263
D2B	6266	6267	6268
D3B	6271	6272	6273
D4B	6276	6277	6278
<b>COLOR EFFECT</b>			
EF1 (light car.)	6401	6402	
EF2 (caramel)	6406	6407	
Yellow	6411	6412	
White	6416	6417	
Orange	6421	6422	
Brown	6426	6427	
Light Pink	6431	6432	
Blue	6436	6437	
Gray	6441	6442	
<b>OPAL ENAMEL</b>			
Opal 57		6342	6343
Opal 58		6347	6348
Opal 59		6352	6353
Opal 60		6357	6358
<b>OPAL EFFECT</b>			
Opal T		6367	6368
Opal SL		6372	6373
Opal White E		6482	
Opal Milky		6487	
Opal Occlusal		6377	
Opal Amber		6382	6383

Shade	PN 15 g	PN 50 g	PN 200 g
<b>ENAMEL STANDARD</b>			
57		6322	6323
58		6327	6328
59		6332	6333
60		6337	6338
<b>ENAMEL EFFECT</b>			
T	6361	6362	6363
<b>T-Glass</b>			
T-Glass	6391	6392	6393
<b>GUM</b>			
Pink	6471	6472	
Dark Pink	6476	6477	
<b>CORRECTION</b>			
Add-On T	6491		
Add-On B	6492		

## VINTAGE - Liquids

PN	Quantity	Product
6501	50 ml	Vintage Opaque Liquid
6502	500 ml	Vintage Opaque Liquid
6505	50 ml	Vintage Anti-Greening Liquid for Opaque
6507	50 ml	Vintage Anti-Greening Liquid for Body
7010	50 ml	Vintage Halo Opaque Liquid
7011	500 ml	Vintage Halo Opaque Liquid
7012	50 ml	Vintage Halo Opaque Liquid L
7642	3 ml	Vintage CPM Modelling Liquid
8012	7 ml	Vintage Margin Porcelain Isolation Liquid (pen)
9611	50 ml	Vintage Mixing Liquid
9612	500 ml	Vintage Mixing Liquid
9613	50 ml	Vintage Mixing Liquid HC
9614	500 ml	Vintage Mixing Liquid HC

# VINTAGE LD

## Lithium disilicate porcelain for all-ceramic restorations

The low-fusing silicate glass ceramic was developed based on latest material science findings about firing on press objects from lithium disilicate. There are dentine shades in classical colours as well as various effect shades and translucent and opalescent incisal shades available.

The combination of the powders offers unlimited options for the production of aesthetic restorations in the cut-back or layering technique.

Vintage LD is low-fusing and can be fired at 800 °C or less.

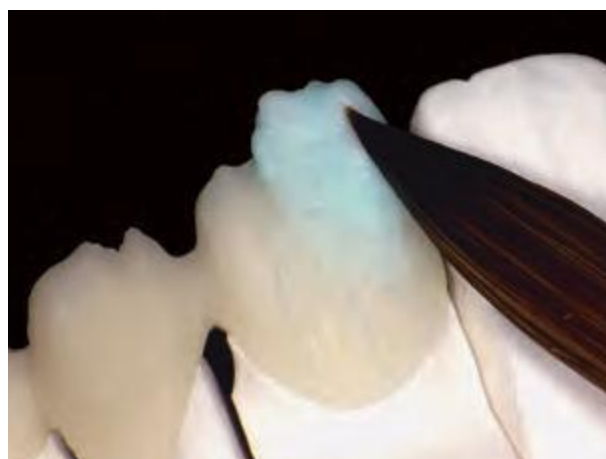
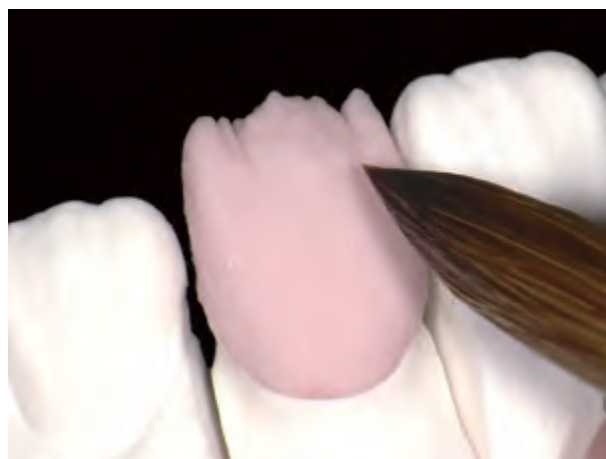
### BENEFITS

Excellent colour match to natural teeth

Tooth like abrasion properties

Based on the VITA\* Classical Shade System

Use of the staining, layering or cut-back technique



### Indications

Production of all-ceramic restorations from lithium disilicate

PN	Quantity	Product
8500	1 pc.	Vintage LD Basic Set
8502	1 pc.	Vintage LD Starter Set (A2 / A3)
8503	1 pc.	Vintage LD Enamel Effect Set
9613	50 ml	Vintage Mixing Liquid HC
9614	500 ml	Vintage Mixing Liquid HC



# VINTAGE LD - Sets and Single Components



## Basic Set

Contains all necessary components for restorations in the shades A1-A3.5, B2 and B3

### Vintage LD

- 6x Body • 4x Opal Enamel • Opal Effect, 15 g each

### Vintage Art LF

- 4 Stains, 3 g each • Glazing Paste, 5 g
- Vintage Art LF Stain Liquid, 50 ml • Vintage Mixing Liquid HC, 50 ml
- instructions for use

## Starter Set

Contains all components for lithium disilicate restorations in the shades A2 and A3

### Vintage LD

- 2x Body • 2x Opal Enamel • Opal Effect, 15 g each

### Vintage LD Press

- 5 ingots (2x MT-A2, 2x MT-A3, 1x T-1), 3 g each

### Vintage Art LF

- 2 Stains, 3 g each • Glazing Paste, 5 g

### Ceravety Press & Cast

- 5x powder, 100 g each • liquid, 100 ml
- Vintage Art LF Stain Liquid, 50 ml • Vintage Mixing Liquid HC, 50 ml
- instructions for use

## Enamel Effect Set

Incisal and translucent shades for an individual, natural light transmission in the incisal area

- Opal Enamel 56, 15 g • 9x Enamel Effect, 15 g each • instructions for use

Shade	PN 15 g	PN 50 g
<b>BODY</b>		
W3B	8587	8627
A1B	8570	8610
A2B	8571	8612
A3B	8572	8613
A3,5B	8573	8614
A4B	8574	8615
B1B	8575	8616
B2B	8576	8617
B3B	8577	8618
B4B	8578	8619
C1B	8579	8620
C2B	8580	8621
C3B	8582	8622
C4B	8583	8623
D2B	8584	8624
D3B	8585	8625
D4B	8586	8626

Shade	PN 15 g	PN 50 g
<b>OPAQUE DENTIN</b>		
OD-N	8562	
OD-A1	8550	
OD-A2	8552	
OD-A3	8553	
OD-A3,5	8554	
OD-A4	8555	
OD-B2	8556	
OD-B4	8557	
OD-C2	8558	
OD-C4	8559	
OD-D3	8560	
<b>OPAL ENAMEL</b>		
Opal 56	8590	8630
Opal 57	8592	8631
Opal 58	8593	8632
Opal 59	8594	8633
Opal 60	8595	8634
<b>OPAL EFFECT</b>		
Opal T	8596	8635
Opal SL	8597	8636

Shade	PN 15 g	PN 50 g
<b>ENAMEL EFFECT</b>		
T	8606	8645
BT	8599	8638
PT	8600	8639
GT	8602	8640
YT	8603	8642
OT	8604	8643
AM-Y	8605	8644
T-Glass	8598	8637
<b>GUM</b>		
Gum-1	8650	
Gum-2	8652	
Gum-3	8653	
Gum-4	8654	
Gum-5	8655	
<b>CORRECTION</b>		
Add-On B	8660	
Add-On T	8662	

# VINTAGE LD Press

Ingots for the production of all-ceramic restorations

Vintage LD Press is a lithium disilicate glass ceramic in form of ingots for pressing inlays, onlays, veneers, crowns and anterior bridges. The press ingots have a high mechanical strength and are available in four different translucencies.

- **T (Trans)**  
high translucency in three shades  
for producing smaller restorations like inlays, onlays and veneers in the staining technique
- **MT (Middle Trans)**  
middle translucency in all VITA® Classical shades  
for the cut-back, layering or staining technique
- **LO (Low Opacity)**  
low opacity in five colours  
for individual abutments or slightly discoloured preparations
- **MO (Middle Opacity)**  
middle opacity in three shades  
for production of frameworks for strongly discoloured preparations



## BENEFITS

- Long term stability due to high mechanical strength
- Simple and efficient handling
- 4 different translucencies for natural aesthetics, independent of the die colour
- Can be combined with Vintage LD layering porcelain and Vintage Art LF stains



## Indications

For pressing crowns, inlays, onlays, veneers and anterior bridges (up to three units without molars)



## VINTAGE LD Press - Sets and Single Components



### Basic Set

For pressing metal free lithium disilicate restorations in the shades A2, A3 and B2 as well as ingots of different opacities for the layering and staining technique

#### Vintage LD Press

- 40 ingots, 3 g each: 5 pcs. each in the shades MT-A1, MT-A2, MT-A3, MT-B2, LO-1, LO-2, T-1, T-2

#### Ceravety Press & Cast

- 5x powder, 100 g each • liquid, 100 ml

### Trial Kit

5 ingots of different shades and translucencies for the introduction of the Vintage LD press technique

- 5 ingots, 3 g each: 2x MT-A2, 2x MT-A3, 1x T-1

PN	Quantity	Product
8501	1 pc.	Vintage LD Press Basic Set
8542	1 pc.	Vintage LD Press Trial Kit
8510-8540	1 pc.	Vintage LD Press ingots, 5 pcs.

	PN 5 pcs.
<b>VINTAGE LD PRESS</b>	
MT-W1	8527
MT-W2	8528
MT-W3	8529
MT-A1	8510
MT-A2	8511
MT-A3	8512
MT-A3.5	8513
MT-A4	8514
MT-B1	8515
MT-B2	8516
MT-B3	8517
MT-B4	8518
MT-C1	8519
MT-C2	8520
MT-C3	8522

	PN. 5 pcs.
<b>VINTAGE LD PRESS</b>	
MT-C4	8523
MT-D2	8524
MT-D3	8525
MT-D4	8526
T-1	8530
T-2	8531
T-3	8532
LO1	8533
LO2	8534
LO3	8535
LO4	8536
LO5	8537
M01	8538
M02	8539
M03	8540



# VINTAGE ZR ■ VINTAGE ZR Uni-Layer

Porcelain system for all available zircon oxide frameworks

Vintage ZR is a fine structured, leucite reinforced micro porcelain for metal free restorations. The natural feldspar based structure guarantees a secure bond to all zircon oxide frameworks and a very high stability and strength of the aesthetic restorations.



Due to the light optical properties of Vintage ZR, the porcelain restorations appear natural and expressive.

## BENEFITS

High-fusing Opaque Liner (960 °C) secure the bond to the zircon oxide framework and are the shade basis of the restoration

Impressive aesthetics by natural translucency and opalescence

Excellent shade match to natural teeth and to the VITA\* Classical Shade System

Extensive range of translucent incisal and effect powders

Low investment cost due to modular system components

Constant CTE of about  $9.3 \times 10^{-6} \text{K}^{-1}$ , even after several firings

## VINTAGE ZR Uni-Layer

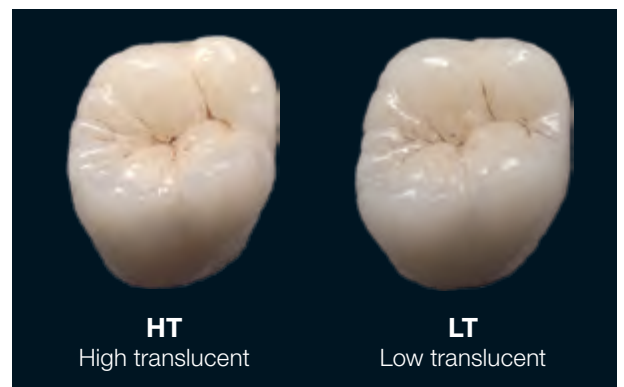
Fully anatomical anterior and posterior restorations can be built up with only one layer with this innovative porcelain.

Perfectly balancing light diffusion and chroma, this porcelain combines the optical characteristics of dentine and incisal powders in one material – for a harmonious shade progression and the illusion of depth.

- Quick and easy single-layer technique
- Simple correction options
- Easy shade matching with Vintage Art porcelain stains
- Can be combined with the opalescent and translucent materials of the Vintage ZR system depending on the demand and situation

## Indications

Facing of all crown and bridge constructions made of zirconia



The restoration with Vintage ZR Uni-Layer can be produced in higher or lower translucency





## AB Set

Components for aesthetic all-ceramic restorations in the shades A1-A4, RootA and B1-B4

- 10x Opaque Liner, 5 g each • 10x Body, 15 g each
- 2x Cervical, 15 g each • 5x Opaque Dentin, 15 g each
- 4x Opal Enamel, 15 g each • Opal Effect, 15 g
- 2x correction porcelain (Add-On B/Add-On T), 15 g each
- Vintage AL/ZR Opaque Liner Liquid, 3 ml • Vintage Modelling Liquid, 50 ml
- colour table • instructions for use



## CD Set

Practical addition in the shades C1-C4 and D2-D4 to complete the AB Set

- 7x Opaque Liner, 5 g each • 7x Body, 15 g each • 2x Cervical, 15 g each
- 3x Opaque Dentin, 15 g each • Vintage AL/ZR Opaque Liner Liquid, 3 ml
- colour table • instructions for use

## Enamel Effect Set

Opalescent and translucent incisal powders for individual effects in the incisal area

- 8x Opal Effect, 15 g each • 5x Enamel Effect, 15 g each
- 5x Cervical Translucent, 15 g each • colour table
- instructions for use

## Color Effect Set

For individual effects in dentine and cervical areas

- 3x Opaque Liner Effect, 5 g each • 8x Color Effect, 15 g each
- 2x Gum, 15 g each • colour table • instructions for use

## Margin Porcelain Set

For fitting aesthetic margins

- 9x Margin, 15 g each • 2x Effect, 15 g each
- 2x correction porcelain (Add-On B/CPM Fine), 15 g each
- Vintage CPM Modelling Liquid, 3 ml
- Vintage Margin Porcelain Isolation Liquid, 7 ml • colour table
- instructions for use

## Whitening Set

Additional shades for brighter restorations

- 3x Opaque Liner, 5 g each • 3x Body, 15 g each
- 2x Opaque Dentin, 15 g each • 2x Opal Enamel, 15 g each
- Opal Effect, 15 g • Vintage AL/ZR Opaque Liner Liquid, 3 ml
- colour table • instructions for use

PN	Quantity	Product
9000	1 pc.	Vintage ZR AB Set
9001	1 pc.	Vintage ZR CD Set
9002	1 pc.	Vintage ZR Whitening Set
9003	1 pc.	Vintage ZR Enamel Effect Set
9004	1 pc.	Vintage ZR Margin Porcelain Set
9005	1 pc.	Vintage ZR Color Effect Set

## VINTAGE ZR - Single Components

Shade	PN 5 g
<b>OPAQUE LINER</b>	
W10	9030
W20	9031
W30	9032
A10	9011
A20	9012
A30	9013
A3,50	9014
A40	9015
RootA0	9016
B10	9017
B20	9018
B30	9019
B40	9020
C10	9021
C20	9022
C30	9023
C40	9024
D20	9026
D30	9027
D40	9028
<b>OPAQUE LINER EFFECT</b>	
OM-Y	9034
OM-LP	9035
OM-DP	9036

Shade	PN 15 g	PN 50 g
<b>MARGIN</b>		
W1M	9218	
NM	9237	
A3M	9220	
RootAM	9222	
B2M	9224	
B4M	9226	
C2M	9229	
C4M	9231	
D3M	9233	
<b>MARGIN EFFECT</b>		
CLM	9236	
LPM	9238	
<b>CERVICAL</b>		
AC	9173	9179
BC	9174	9180
CC	9175	9181
DC	9176	9182
<b>BODY</b>		
W1B	9097	9122
W2B	9098	9123
W3B	9099	9124
A1B	9077	9102
A2B	9078	9103
A3B	9079	9104
A3,5B	9080	9105
A4B	9081	9106
RootAB	9082	9107
B1B	9083	9108
B2B	9084	9109
B3B	9085	9110
B4B	9086	9111
C1B	9088	9113
C2B	9089	9114
C3B	9090	9115
C4B	9091	9116
D2B	9093	9118
D3B	9094	9119
D4B	9095	9120

Shade	PN 15 g	PN 50 g
<b>OPAQUE DENTIN</b>		
OD-W1	9041	9060
OD-N	9039	9058
OD-A3	9043	9062
OD-RootA	9045	9064
OD-B2	9047	9066
OD-B4	9049	9068
OD-C2	9051	9070
OD-C4	9053	9072
OD-D3	9055	9074
<b>COLOR EFFECT</b>		
MP	9199	
MY	9200	
Mlv	9201	
R	9202	
Y	9203	
O	9204	
G	9205	
W	9206	
<b>OPAL ENAMEL</b>		
Opal 56	9127	9143
Opal 57	9128	9144
Opal 58	9129	9145
Opal 59	9130	9146
Opal 60	9131	9147
<b>OPAL EFFECT</b>		
Opal T	9133	9149
Opal SL	9134	9150
Opal WE	9135	9151
Opal MI	9136	9152
Opal OC	9137	9153
Opal AM-R	9138	9154
Opal AM-Y	9139	9155
Opal AM-V	9140	9156

Shade	PN 15 g	PN 50 g
<b>ENAMEL EFFECT</b>		
BT	9159	9166
OT	9160	9167
PT	9161	9168
GT	9162	9169
T-Glass	9163	9170
<b>CERVICAL TRANSLUCENT</b>		
CT-CL	9185	9192
CT-W	9186	9193
CT-A	9187	9194
CT-B	9188	9195
CT-R	9189	9196
<b>GUM</b>		
Gum-LP	9209	
Gum-DP	9210	
<b>CORRECTION</b>		
Add-On B	9213	
Add-On T	9214	
CPM Fine	9215	



## Uni-Layer Set

Contains all components for aesthetic restorations in the shades A2 and A3

- Opaque Liner A20, 5 g • Opaque Liner A30, 5 g
- Vintage ZR Uni-Layer HT, 50 g • Vintage ZR Uni-Layer LT, 50 g
- Vintage AL/ZR Opaque Liner Liquid, 3 ml
- Vintage Mixing Liquid HC, 50 ml • step card • instructions for use

PN	Quantity	Product
9247	1 pc.	Vintage ZR Uni-Layer Set (A2 / A3)
9241	50 g	Vintage ZR Uni-Layer HT
9244	50 g	Vintage ZR Uni-Layer LT



## VINTAGE ZR - Liquids

PN	Quantity	Product
8011	3 ml	Vintage AL/ZR Opaque Liner Liquid
9611	50 ml	Vintage Mixing Liquid
9612	500 ml	Vintage Mixing Liquid
9613	50 ml	Vintage Mixing Liquid HC
9614	500 ml	Vintage Mixing Liquid HC
9615	50 ml	Vintage Margin Hardening Liquid
7642	3 ml	Vintage CPM Modelling Liquid
8012	7 ml	Vintage Margin Porcelain Isolation Liquid (pen)

# VINTAGE Art

## Fluorescent porcelain stains for internal and external modifications

The ready-to-use Vintage Art paste stains impress with their micro-fine particle structure and ideal consistency. They exhibit excellent application properties and achieve outstanding coverage.

The stains are recommended for the internal and external shade modification of all high-fusing metal porcelains. They can also be applied on all high-fusing metal free ceramic restorations with zirconia and alumina frameworks, CAD/CAM porcelain blocks, press porcelains and ceramic teeth.



## BENEFITS

- Compatible with all high-fusing porcelains
- Easy to use paste stains
- Wide variety of intensive and effect shades
- Fluorescent glazing paste

## Indications

- **Pressed all-ceramic**  
Veneers, inlays/onlays, crowns/bridges
- **CAD/CAM all-ceramic**  
Feldspar blanks, alumina and zirconia blanks
- **Metal-free and metal-bonded porcelains**  
CTE range of  $6.0-16.0 \times 10^{-6}K^{-1}$ , firing temperature approx. 880 °C



## Shades

- **Base Color Stains**  
9 primary and secondary shades as well as achromatic colours for the adjustment of the hue
- **Color Stains**  
12 effect shades for the adjustment of all individual shades
- **Shade Stains / Foundation Shade Stains**  
10 shades for surface staining of the tooth shades according to the shade group of the shade guide



## VINTAGE Art - Sets and Single Components



### Basic Color Set

All classical primary and secondary shades as well as shade stains for the natural colour reproduction of all restorations

- 16 shades, 3 g each: Pink, Yellow, Blue, Orange, Violet, Green, Black, White, Dark Red Brown, Orange Brown, Khaki, A-Shade, B-Shade, C-Shade, D-Shade, R-Shade
- Glazing Paste, 3 g • Vintage Art Stain Liquid, 50 ml • colour table
- instructions for use

### Effect Color Set

Individual shades and Foundation Shade Stains for the reproduction of any tooth characteristics

- 15 shades, 3 g each: Gray, Blue Gray, Corn Yellow, Brown, Black Brown, Mamelon Pink, Mamelon Ivory, Rose Pink, Wine Red, Pink Orange, Foundation A-Shade, Foundation B-Shade, Foundation C-Shade, Foundation D-Shade, Foundation R-Shade
- Glazing Paste, 3 g • Vintage Art Stain Liquid, 50 ml • 1 colour table
- instructions for use

PN	Quantity	Product
6510	1 pc.	Vintage Art Basic Color Set
6511	1 pc.	Vintage Art Effect Color Set
6513	50 ml	Vintage Art Stain Liquid
6514	3 g	Glazing Paste
6515-6545	3 g	Vintage Art individual shades

Shade	PN 3 g
<b>BASE COLOR STAINS</b>	
P (Pink)	6515
Y (Yellow)	6516
Bl (Blue)	6517
O (Orange)	6518
V (Violet)	6519
Gr (Green)	6520
B (Black)	6521
W (White)	6522
G (Gray)	6531

Shade	PN 3 g
<b>COLOR STAINS</b>	
DR-Br (Dark Red Brown)	6523
O-Br (Orange Brown)	6524
Br (Brown)	6534
B-Br (Black Brown)	6535
K (Khaki)	6525
Bl-G (Blue Gray)	6532
CY (Corn Yellow)	6533
MP (Mamelon Pink)	6536
Mlv (Mamelon Ivory)	6537
RP (Rose Pink)	6538
WR (Wine Red)	6539
P-O (Pink Orange)	6540

Shade	PN 3 g
<b>SHADE STAINS</b>	
AS (A-Shade)	6526
BS (B-Shade)	6527
CS (C-Shade)	6528
DS (D-Shade)	6529
RS (R-Shade)	6530
F-AS (Foundation A-Shade)	6541
F-BS (Foundation B-Shade)	6542
F-CS (Foundation C-Shade)	6543
F-DS (Foundation D-Shade)	6544
F-RS (Foundation R-Shade)	6545

# VINTAGE Art LF

Low-fusing fluorescent porcelain stains for internal and external shade modifications

The ready-to-use silicate glass based Vintage Art LF paste stains offer excellent handling and application properties as well as outstanding coverage due to their ultra fine particle structure. They are available in a number of nuances and offer various porcelains a natural shade appearance and individual characteristics by internal or external staining. In order to cater to different demands of aesthetic restorations they are available in a total of 23 shades.



## Indications

Different porcelains, like lithium disilicate, press ceramic, restorations based on zirconia or aluminum oxide, CAD/CAM blocks and metal porcelains

Firing temperature approx. 770 °C

## Stains

Primary, Secondary and Shade Stains

## BENEFITS

- Compatible with all standard porcelains
- Easy handling
- Effortless application in thin layers
- Adjusted to fluorescence of natural teeth



## VINTAGE Art LF - Set and Single Components



### Effect Set

Individual shades and Shade Stains for the reproduction of any tooth characteristic

- 17 shades, 3 g each: Pink, Rose-Pink, Corn-Yellow, Blue-Gray, Gray, Orange, Violet, Wine-Red, Vanilla, White, Orange-Brown, Black-Brown, Khaki, A-Shade, B-Shade, C-Shade, D-Shade
- Glazing Paste, 5 g • Vintage Art LF Stain Liquid, 50 ml
- colour table • instructions for use

PN	Quantity	Product
8504	1 pc.	Vintage Art LF Effect Set
8670	5 g	Vintage Art LF Glazing Paste
8671-8694	3 g	Vintage Art LF individual shades
8695	50 ml	Vintage Art LF Stain Liquid

Shade	PN 3 g
<b>BASE COLOR STAINS</b>	
P (Pink)	8671
Y (Yellow)	8672
Bl (Blue)	8673
O (Orange)	8674
V (Violet)	8675
Gr (Green)	8676
B (Black)	8677
W (White)	8678
G (Gray)	8683

Shade	PN 3 g
<b>COLOR STAINS</b>	
DR-Br (Dark-Red Brown)	8679
O-Br (Orange-Brown)	8680
K (Khaki)	8682
Bl-G (Blue-Gray)	8684
CY (Corn-Yellow)	8685
Br (Brown)	8686
B-Br (Black-Brown)	8687
RP (Rose-Pink)	8688
WR (Wine-Red)	8689
Vn (Vanilla)	8694

Shade	PN 3 g
<b>SHADE STAINS</b>	
AS (A-Shade)	8690
BS (B-Shade)	8691
CS (C-Shade)	8692
DS (D-Shade)	8693



# Ceravety Press & Cast

Universal speed investment for pressable ceramics and cast alloys

Ceravety Press & Cast creates very smooth surfaces with an outstanding constant fit. Furthermore the press or cast objects can be divested gently and stress free – also with thin wall thicknesses. With the press over technique the objects of metal, zirconium oxide or porcelain are just embedded as well. Ceravety Press & Cast is proven to produce only very thin reaction layers with lithium disilicate ceramics.



## BENEFITS

- For all press ingots (high and low-fusing)
- Very thin reaction layer with lithium disilicate
- Excellent adjustment to non-precious and precious alloys
- Smooth object surfaces
- Easy and quick divesting
- Outstanding expansion control
- Graphite-free
- Long working time

### Indications

- Speed investment for pressing / press-over and casting procedures
- Also suitable for conventional heating

Besides the speed investment this graphite free investment material can also be heated conventionally. As the expansion can be very well controlled, an ideal adjustment to the press and cast objects is possible.



PN	Quantity	Product
6966	12 kg	Ceravety powder (120 x 100 g bags)
6968	3 kg	Ceravety powder (30 x 100 g bags)
6967	2,000 ml	Ceravety liquid (with measuring cup)
6969	300 ml	Ceravety liquid (with measuring cup)



# LAMINA VEST II

Phosphate bonded investment for minimally invasive porcelain techniques



Lamina Vest II is a phosphate bonded investment for the production of refractory dies. Developed for the fabrication of porcelain inlays, veneers and crowns in the sintering technique, Lamina Vest II offers high strength and edge stability.

## BENEFITS

Suitable for Vintage PRO, Vintage MP, Vintage Halo and Vintage ZR

Excellent fit of the porcelain restorations

Smooth surfaces

High strength and edge stability

High dimensional stability, even after repeated firings

Easy divesting

### Indications

For all porcelains with a CTE range of  $9.5-12.5 \times 10^{-6}K^{-1}$  (25 °C - 500 °C)

PN	Quantity	Product
6977	1.2 kg	Lamina Vest II powder (40 x 30 g bags)
6978	200 ml	Lamina Vest II liquid (with measuring cup)
6972	2 pcs.	Refractory marker




# Porcelain Brushes

Long lasting natural hair and synthetic porcelain brushes with pleasant handling properties

The use of high-quality porcelain brushes is basic to a precise and time-saving buildup of natural tooth shapes. SHOFU natural-hair brushes feature fine, shape-retentive tips and a continuous release of moisture.

PN	Quantity	Product
6985	1 pc.	Porcelain Brush Set
6986	1 pc.	Porcelain Brush OP-0
6988	1 pc.	Porcelain Brush S-0
6989	1 pc.	Porcelain Brush S-1
6991	1 pc.	Porcelain Brush P-3
6992	1 pc.	Porcelain Brush P-5
6993	1 pc.	Porcelain Brush P-7
6071	1 pc.	Brush No. 5 (nylon)
7192	1 pc.	Brush No. A7 (natural hair)



The natural-hair brush A7 (A = animal hair) is therefore ideal for the application of larger quantities of porcelain and the creation of delicate details.

The synthetic porcelain brush no. 5, made of very fine nylon bristles, has proved itself as an “all-round brush” for any application in porcelain layering. It maintains these properties even when using mixing liquids that contain glycerin.



The [Porcelain Brush Set](#) contains an assortment of 6 natural-hair brushes for all porcelain applications:

- **OP-0** Flat natural-hair brush for an efficient application of paste opaque and opaque liners
- **S-0** Fine liner for staining, designed to create very fine natural colour accents
- **S-1** Ideal for the characterisation of pressed or milled porcelain objects
- **P-3** All-round brush for daily use
- **P-5** Classic porcelain brush for all requirements
- **P-7** Big Brush design with a fine tip

General Information	124 - 125
Ceramage UP	126 - 127
Ceramage	128 - 130
Solidex	131
Lite Art	132 - 133
SHOFU Universal Opaque	134



## LIGHT-CURING C&B COMPOSITE SYSTEMS

# Light-curing C&B Composite Systems

Light-curing crown & bridge composites should be characterised by aesthetic appearance, easy handling and polishability, high abrasion resistance and flexural strength, and virtually unlimited use. SHOFU has designed three unique hybrid-composite systems – Solidex, Ceramage and Ceramage UP – offering dental technicians optimum handling, aesthetic and mechanical properties for ease of use without any restrictions.

As an innovative manufacturer, always seeking to meet the wishes and needs of dental technicians, SHOFU has developed outstanding light-curing c&b composite systems for more than 20 years.

All three c&b composite systems are ideal combinations of modern science, long-term experience and impressive aesthetics, supported by an efficient layering concept with materials perfectly matched to each other.



## **SOLIDEX – the first alternative to porcelain veneering**

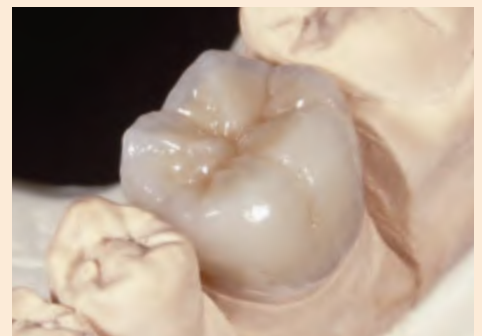
In 1993, SHOFU launched Solidex, the first hybrid composite with a ceramic filler load of 53 % – a milestone in dental technology, since it was the first material of its kind to meet all requirements, thanks to its unique aesthetics, durability and efficiency.

The most remarkable features of this light-curing composite are its easy and efficient handling and its high colour stability. Even after more than 20 years, Solidex is still as excellent as ever.

## **CERAMAGE – aesthetic and durable as porcelain**

In 2004, SHOFU's brilliant researchers and developers set a new, ground-breaking standard in dental technology with Ceramage. This light-curing, ceramic-based c&b composite with a filler load of over 73 % was the first material to combine very natural light transmission and shade reproduction with exceptional flexural strength (146 MPa).

Ceramage is the material that dental technicians really need: It withstands high stress and can be used for all anterior and posterior restorations.



## **CERAMAGE UP – highly durable, yet flowable and stackable**

In 2015, SHOFU launched Ceramage UP to meet the need for a flowable, yet highly durable micro-hybrid composite suitable for free build-up. This high-performance restorative with a homogeneously compacted nanostructure and a flexural strength of 140 MPa is based on the proven Ceramage technology, which combines all the benefits of modern ceramics and composites.

The ready-to-use materials can be freely layered and sculpted (with a probe or a brush, directly after dispensing) and also mixed with each other just like porcelain shades. Besides, this light-curing c&b composite system is perfect for metal-free permanent inlays, onlays or crowns, thanks to its high abrasion resistance.



## Color codes

AM	Amber
BG	Blue Glass
Br	Brown
BT	Blue Translucent
CT-A	Cervical Trans, for A shades
CT-B	Cervical Trans, for B shades
CT-R	Cervical Trans, for R shades
D	Dark
DP	Dark Pink
GT	Gray Translucent
HVT	High-Value Translucent
LVT	Low-Value Translucent
L	Light
LP	Light Pink
MI	Milky
MP	Mamelon Pink
MY	Mamelon Yellow
OC	Occlusal
Or	Orange
P	Pink
R	Red
T	Translucent
V	Violet
Vp	Value Plus
Vr	Value Reduced
W	White
WE	White Enamel
Y	Yellow



### Ceramage Stand UP

Convenient, high-quality stainless-steel stand with teflon holders for 6 Ceramage UP dispenser syringes. The materials are neatly arranged for quick access and an efficient workflow.



### SHOFU Universal Opaque

One opaque concept for three composite systems: Universally suitable for Solidex, Ceramage and Ceramage UP

## ACCESSORIES

PN	Quantity	Product
<b>GENERAL</b>		
1592	1 pc.	Light shield cover
1593	1 pc.	Spatula
1594	10 pcs.	Dispo dish
1206	2 pcs.	Paper pad, 50 sheets each
2402	2 pcs.	Pro-Pad mixing pad, 30 sheets each
1585	1 pc.	Uni Brush No. 2
1586	1 pc.	Uni Brush No. 4 *
1988	1 pc.	Uni Brush No. 5 *
0552	20 g	Dura-Polish polishing paste (s. page 34)
0554	5 g	Dura-Polish DIA polishing paste (s. page 34)
Y0006	5 ml	SHOFU MZ Primer Plus (s. page 72)
1740	5 ml	M.L. Primer (s. page 74)
1741	1 pc.	CRB - Ceraresin Bond (s. page 75)
9623	1 pc.	Vintage Whitening Shade Guide
<b>CERAMAGE / CERAMAGE UP</b>		
1990	1 pc.	Ceramage Stand UP
1991	6 ml	Ceramage Modelling Liquid
1993	7 ml	Ceramage Separator (Sep)
1994	7 ml	Ceramage Spacer
0333	1 pc.	Ceramage Finishing & Polishing Kit (s. page 49)
2401	1 pc.	Ceramage UP grip for syringe (dispenser)
2403	10 g	Universal Oxy-Barrier
2405	50 pcs.	Tips with caps
<b>SOLIDEX</b>		
1581	7 ml	Metal Photo Primer
1584	5 ml	Solibond
<b>Retention Beads Set</b>		
1587	1 pc.	Micro retention beads 15 g, Adhesive liquid 10 ml
1588	15 g	Micro retention beads $\phi$ 150 $\mu$ m
1589	10 ml	Adhesive liquid
1590	1 pc.	Pen containing 1 g micro retention beads

\* Uni Brush No. 4 / No. 5 contain 1 handle and 10 brush tips each

# CERAMAGE UP

Flowable, light-curing micro hybrid composite for free build-up

This newly developed high tech material combines all positive properties of porcelain and composite. The coordinated layering concept with opalescent incisal and translucent compounds and their light optical properties imitating natural teeth enable aesthetic restorations that exhibit brilliance in all lighting conditions. The ceramic filled matrix and the homogeneously dense nano structure guarantee highest wear resistance, flexural strength and colour stability.



## BENEFITS


- Virtually unlimited variety of indications
- Simple reproduction of all shades of the VITA\* Classical Shade System
- Natural aesthetics and opalescence
- Excellent strength and abrasion properties
- Outstanding polishability and surface density
- Plaque resistance and shade stability

## Indications

- Fully veneered crowns, bridges, telescopic and implant supra constructions
- Attachment works
- Occlusal restorations
- Inlays / onlays and veneers
- Long term temporaries
- Characterisation of denture teeth

The ready-to-use thixotropic compounds enable a free modulation of tooth shapes directly from the dispenser, with an instrument or a brush.

The individual materials are both flowable and stackable, easy to sculpt, contour and polish, and mixable with each other – for unlimited customisation options.



# CERAMAGE UP - Sets and Single Components



## 8 Color Set

Basic assortment for restorations in the shades A1-A4, B2, B3 and C2

- Universal Pre-Opaque, 2 ml • 9x Universal Opaque, 2 ml each
- 4x Cervical, 5 g each • 8x Opaque Dentin, 5 g each • 8x Body, 5 g each
- 4x Incisal, 5 g each • 4x Translucent, 5 g each • Color Effect (Concentrate), 5 g
- Universal Oxy-Barrier, 10 g • Ceramage Finishing & Polishing Kit
- Dura-Polish, 20 g • Dura-Polish DIA, 5 g • Uni Brush No. 5
- 10 Dispo dishes • Pro-Pad mixing pad • light shield cover
- 30 tips and caps • 5 grips for syringes (dispenser) • colour table
- instructions for use

Note: Please order M.L. Primer additionally (see page 74)

## 2 Color Set

Economical introduction into the Ceramage UP technique for restorations in the shades A2 and A3

- Universal Pre-Opaque, 2 ml • 2x Universal Opaque, 2 ml each
- Cervical, 5 g • 2x Body, 5 g each • 2x Incisal, 5 g each • Translucent, 5 g
- Universal Oxy-Barrier, 10 g • Dura-Polish, 20 g • Dura-Polish DIA, 5 g
- Uni Brush No. 5 • 10 Dispo dishes • Pro-Pad mixing pad
- light shield cover • 10 tips and caps • 2 grips for syringes (dispenser)
- colour table • instructions for use

PN	Quantity	Product
2305	1 pc.	Ceramage UP 8 Color Set
2306	1 pc.	Ceramage UP 2 Color Set
2311-2400	1 pc.	Ceramage UP syringe, 5 g

## info

Please use Pre-Opaque, Opaque and Opaque effect shades of the Universal Opaque system!

Further information on page 134

Shade	PN 5 g
<b>BODY</b>	
W0B	2331
W1B	2332
W2B	2333
W3B	2334
A1B	2335
A2B	2336
A3B	2337
A3.5B	2338
A4B	2339
rootAB	2340
B1B	2341
B2B	2342
B3B	2343
B4B	2344
C1B	2345
C2B	2346
C3B	2347
C4B	2348
D2B	2349
D3B	2350
D4B	2351
<b>OPAQUE DENTIN</b>	
ODA1	2311
ODA2	2312
ODA3	2313
ODA3.5	2314
ODA4	2315
ODrootA	2316
ODB1	2317
ODB2	2318
ODB3	2319
ODB4	2320
ODC1	2321
ODC2	2322
ODC3	2323
ODC4	2324
ODD2	2325
ODD3	2326
ODD4	2327

Shade	PN 5 g
<b>CERVICAL</b>	
AC1	2381
AC2	2382
BC1	2383
BC2	2384
CC1	2385
CC2	2386
DC1	2387
DC2	2388
<b>INCISAL</b>	
56	2355
57	2356
58	2357
59	2358
60	2359
<b>TRANSLUCENT</b>	
T	2361
HVT	2362
LV	2363
T-Glass	2364
BG	2365
GT	2366
CT-A	2367
CT-B	2368
<b>COLOR EFFECT</b>	
MY	2371
WE	2372
OC	2373
AM-Y	2374
W	2375
<b>GUM</b>	
GUM-L	2391
GUM-D	2392
GUM-Or	2393
GUM-Br	2394
GUM-V	2395
GUM-R	2396
GUM-DP	2397
GUM-LP	2398
GUM-P	2399
GUM-SP	2400
GUM-T	2369

# CERAMAGE

Light-curing micro hybrid composite

Ceramage contains 73 % by weight micro-fine ceramic particles, which are embedded in an organic polymer matrix and ensure excellent physical properties. The included light transmission is very close to natural dentine and enamel; hence Ceramage combines a natural colour reproduction with an extraordinary strength and elasticity and is the composite of choice for the production of any type of anterior or posterior restorations with any framework construction as well as highly stressed implant constructions.



## BENEFITS

- Excellent flexural and compressive strength
- Realisation of abrasion resistant occlusal facings
- Aesthetics by a tooth-like light refractive index
- Extensive range of translucent effect colours
- High colour stability
- Perfect viscosity and modelling properties
- Superb polishability and plaque resistance
- Biocompatible

### Indications

- Fully veneered crowns, bridges, telescopic and implant-supported restorations
- Precision attachments
- Occlusal facings
- Inlays / onlays
- Veneers
- Long-term temporaries
- Modifying conventional acrylic teeth

## info

Please use Pre-Opaque, Opaque and Opaque effect shades of the Universal Opaque system!

Further information on page 134



AB Set



### AB Set

For restorations in the shades A and B of the VITA® Classical Shade System

- Pre-Opaque, 2 ml • 13x Opaque, 2 ml each • 4x Cervical, 4.6 g each
- 9x Opaque Dentin, 4.6 g each • 9x Body, 4.6 g each • 4x Incisal, 4.6 g each
- 9x Translucent, 4.6 g each • 6x Color Effect (Concentrate), 4.6 g each
- 5x Flowable Composite, 2 ml each • M.L. Primer, 5 ml • Modelling Liquid, 6 ml
- Oxy-Barrier, 10 ml • Ceramage Separator (Sep), 7 ml
- Ceramage Spacer, 7 ml • Uni Brush No. 4
- Ceramage Finishing & Polishing Kit • Dura-Polish Polishing paste, 20 g
- Dura-Polish DIA Polishing paste, 5 g • 10 dispo dishes • paper pad
- light shield cover • colour table • instructions for use

### CD Set

Supplement to the AB Set for restorations in the shades C and D

- 7x Opaque, 2 ml each • 4x Cervical, 4.6 g each
- 7x Opaque Dentin, 4.6 g each • 7x Body, 4.6 g each • instructions for use

8 Color Set



### 8 Color Set

Contains all components for restorations in the shades A1-A4, B2, B3 and C3

- Pre-Opaque, 2 ml • 10x Opaque, 2 ml each • 4x Cervical, 4.6 g each
- 8x Opaque Dentin, 4.6 g each • 8x Body, 4.6 g each • 3x Incisal, 4.6 g each
- 4x Translucent, 4.6 g each • 3x Flowable Composite, 2 ml each
- M.L. Primer, 5 ml • Modelling Liquid, 6 ml • Oxy-Barrier, 10 ml
- Ceramage Separator (Sep), 7 ml • Ceramage Spacer, 7 ml
- Uni Brush No. 4 • 10 dispo dishes • paper pad • light shield cover
- colour table • instructions for use

### Gum Color Full Set

Pastes of different viscosities for the reproduction of individual gingival parts

- 2x Flow Opaque, 2 ml each • Translucent, 4.6 g
- 3x Color Effect (Concentrate), 4.6 g each
- 4x Flowable Composite, 2 ml each • instructions for use

### Intro Set

The economic introduction to the Ceramage technique in the shades A2 or A3

- Pre-Opaque, Opaque, Flowable Composite, 2 ml each
- Cervical, Body, Incisal, 4.6 g each • M.L. Primer, 5 ml
- Uni Brush No. 4 • 10 dispo dishes • paper pad • light shield cover
- instructions for use

Note: Please order Modelling Liquid additionally (see page 125)



PN	Quantity	Product
1801	1 pc.	Ceramage AB Set
1802	1 pc.	Ceramage CD Set
1804	1 pc.	Ceramage Gum Color Full Set
1806	1 pc.	Ceramage 8 Color Set
1807	1 pc.	Ceramage Intro Set, shade A2
1808	1 pc.	Ceramage Intro Set, shade A3

# CERAMAGE - Single Components

Shade	PN 4.6 g
<b>BODY</b>	
W0B	1924
W1B	1925
W2B	1926
W3B	1927
A1B	1901
A2B	1902
A3B	1903
A3.5B	1904
A4B	1905
rootAB	1917
B1B	1906
B2B	1907
B3B	1908
B4B	1909
C1B	1910
C2B	1911
C3B	1912
C4B	1913
D2B	1914
D3B	1915
D4B	1916
R2B	1918
R3B	1919
R3.5B	1920
<b>OPAQUE DENTIN</b>	
ODA1	1851
ODA2	1852
ODA3	1853
ODA3.5	1854
ODA4	1855
ODrootA	1867
ODB1	1856
ODB2	1857
ODB3	1858
ODB4	1859
ODC1	1860
ODC2	1861
ODC3	1862
ODC4	1863
ODD2	1864
ODD3	1865
ODD4	1866
ODR2	1868
ODR3	1869
ODR3.5	1870

Shade	PN 4.6 g
<b>CERVICAL</b>	
AC1	1881
AC2	1882
BC1	1883
BC2	1884
CC1	1885
CC2	1886
DC1	1887
DC2	1888
<b>INCISAL</b>	
56	1891
57	1892
58	1893
59	1894
60	1895
61	1896
<b>TRANSLUCENT</b>	
T	1931
HVT	1932
LVT	1933
T-Glass	1934
BG	1935
GT	1936
<b>COLOR EFFECT</b>	
MI	1951
WE	1952
OC	1953
AM-Y	1954
AM-R	1955
AM-V	1956
MY	1957
MP	1958
<b>CERVICAL TRANSLUCENT</b>	
CT-A	1937
CT-B	1938
CT-R	1939
<b>GUM</b>	
GUM-T	1940
GUM-L	1959
GUM-D	1960
GUM-Or	1961

Shade	PN 2 ml
<b>FLOWABLE</b>	
Gum / Color Effect	
F-GUM-Br	1946
F-GUM-V	1947
F-GUM-R	1948
F-Br	1942
F-W	1943
<b>Composite</b>	
F-ODA3	1871
F-A3B	1921
F-rootAB	1922
<b>Incisal and Translucent Color Effect</b>	
F-59	1897
F-T-Glass	1941
F-CT-A	1944
F-BT	1945



# SOLIDEX

## Proven light-curing hybrid composite

Solidex features a ceramic filler load of more than 53 % and has proved its reliability as a c&b material in years of clinical use. It is characterised by high abrasion resistance and well-balanced elasticity, and almost unconditionally recommended for numerous anterior and posterior indications.



### Indications

- Crowns and bridges, telescopic and tapered crowns
- Attachment works, implants
- Long-term temporaries
- Occlusal facings (up to 2nd premolar)
- Veneers, inlays, onlays in the premolar region
- Modifying conventional acrylic teeth

## BENEFITS

Pleasant viscosity and modelling properties

Porcelain like aesthetics

Very good polishability and colour stability

PN	Quantity	Product
1500	1 pc.	Solidex 8 Color Set
1604	1 pc.	Solidex Intro Set, shade A2
1605	1 pc.	Solidex Intro Set, shade A3
1641-1697	1 pc.	Solidex syringe, 4 g

## 8 Color Set

Contains all components for restorations in the shades A1-A4, B2, B3 and C3

- 8x Flow Opaque, 2 ml each • Flow Opaque Effect (InO), 2 ml
- 8x Body, 4 g each • 3x Incisal, 4 g each • 4x Cervical, 4 g each
- 3x Translucent, 4 g each • Primer Paste, 2 ml • Metal Photo Primer, 7 ml
- Stain Liquid, 6 ml • Uni Brush No. 2 • Uni Brush No. 4
- 10 dispo dishes • paper pad • light shield cover • spatula
- instructions for use

## Intro Set

Economical introduction into the Solidex technique for restorations in the shades A2 or A3

- Flow Opaque, Flow Opaque Effect (InO), 2 ml each
- Body, Cervical, Incisal, Translucent, 4 g each
- Metal Photo Primer, 7 ml • Uni Brush No. 4 • paper pad
- 10 dispo dishes • light shield cover • instructions for use

Note: Please order Ceramage Modelling Liquid additionally (see page 125)

Shade	PN 4 g
<b>BASE PASTE</b>	
	1697
<b>CERVICAL</b>	
AC1	1661
AC2	1662
BC1	1663
BC2	1664
CC1	1665
CC2	1666
DC1	1667
DC2	1668
<b>INCISAL</b>	
57	1671
58	1672
59	1673
60	1674
<b>TRANSLUCENT</b>	
T	1681
HVT	1682
LVT	1683

Shade	PN 4 g
<b>BODY</b>	
A1B	1641
A2B	1642
A3B	1643
A3.5B	1644
A4B	1645
B1B	1646
B2B	1647
B3B	1648
B4B	1649
C1B	1650
C2B	1651
C3B	1652
C4B	1653
D2B	1654
D3B	1655
D4B	1656
<b>COLOR EFFECT</b>	
OC	1691
AM	1692
GUM	1693
WE	1694

# LITE ART

## Light-curing paste stains

The light-curing paste stains are fluorescent, can be applied almost as thin as porcelain and cure fully after short curing time due to newly developed multifunctional monomers and photo initiators. Lite Art stains adapt perfectly during the application of internal colour modifications in resins, composites, artificial teeth or hybrid ceramics. Simply by covering the polymerised stains with an incisal or translucent composite layer, fine and very specific natural internal accents will be achieved.

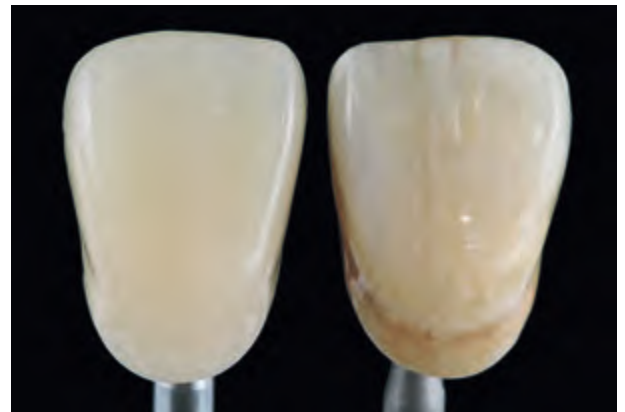


## BENEFITS

- Microfine particle structure
- Homogeneous consistency
- Extraordinary covering properties with thin layers
- Highly fluorescent
- Economical use by thin tip of cannula

### Indications

- **Characterisation of ceramic reinforced and conventional composites as well as hybrid ceramics**  
crowns / bridges, veneers, inlays / onlays
- **Colour adaptation of artificial teeth**  
composite teeth, acrylic teeth
- **Individualisation of denture bases**  
partial dentures, gingiva coloured composite of telescopic and implant works, full dentures
- **Harmonisation of temporary frameworks and tooth coloured acrylics**  
PMMA frameworks, long-term temporaries



Extraordinary covering properties enable a lifelike adjustment of artificial teeth with thin layers.

### Natural fluorescence

Lite Art paste stains have a fluorescence quite similar to natural teeth. Their natural effect persists even under artificial light conditions.



Under natural light conditions



Even dark colours show vital and natural reflections under ultraviolet light

# LITE ART - Set and Single Components



## Full Set

Contains all components for authentic and individual characterisations of resins and ceramic reinforced composites

- 15 shades, 1 ml each • Uni Brush No. 5 • Lite Art Clear Liquid, 6 ml
- 15 cannulas • 15 caps • colour table
- instructions for use

Shade	PN 1 ml
<b>LITE ART</b>	
White (W)	1971
Black (B)	1972
Red (R)	1973
Khaki (K)	1976
Orange (O)	1977
Blue Gray (Bl-G)	1978
Violet (V)	1979
Orange Brown (O-Br)	1980
Dark Red Brown (DR-Br)	1981
Black Brown (B-Br)	1982
Cyan	1983
Magenta	1984
Yellow (Y)	1985
A-Shade (AS)	1974
B-Shade (BS)	1975



The stains can be dosed economically or even applied directly to the restoration by the fine nozzle tips.

PN	Quantity	Product
1970	1 pc.	Lite Art Full Set
1971-1985	1 ml	Lite Art syringe
1986	6 ml	Lite Art Clear Liquid

Note: Clear Liquid is not suitable for bonding.



The transparent Lite Art Clear Liquid is used to modify the colour intensity or dilute the stains when required.



# SHOFU Universal Opaque

Light-curing paste opaques for Ceramage UP, Ceramage and Solidex

The light-curing paste opaques of the SHOFU Universal Opaque system offer excellent masking properties and bonding strengths to all commonly used dental alloys, due to optimised micro-fillers. The thixotropic properties make the pastes soft and flowable, they are applied very easily and quickly.




## BENEFITS

- Universal use
- Easy and quick application
- Excellent masking properties
- Durable bond

6

Universal Opaque

This ready-to-use opaque system, consisting of one Pre-Opaque and 31 Opaque shades, can be used as a base for the reproduction of any shade of the Ceramage UP, Ceramage and Solidex composite systems, as well as in combination with other crown and bridge composites.



### Indications

Masking of frameworks made of precious and non-precious alloys



Shade	PN 2 ml
UNIVERSAL OPAQUE	
Pre-Opaque	2111
W0	2100
W20	2101
W30	2102
A10	2080
A20	2081
A30	2082
A3.50	2083
A40	2084
B10	2085
B20	2086
B30	2087
B40	2088
C10	2089
C20	2090
C30	2091

Shade	PN 2 ml
UNIVERSAL OPAQUE	
C40	2092
D20	2093
D30	2094
D40	2095
rootA0	2096
R20	2097
R30	2098
R3.50	2099
GUM-0	2103
BGO (Blue Grey)	2104
G0 (Grey)	2105
MO (Margin)	2106
InO (Incisal)	2107
VpO	2108
VrO	2109
PO	2110

PN	Quantity	Product
2080-2111	1 pc.	Universal Opaque syringe, 2 ml

Veracia 136 - 137  
Veracia SA 138 - 139



## ARTIFICIAL TEETH

# Veracia

## Composite teeth for full and partial dentures

The sculptured tooth shape and anatomical design of Veracia anterior and posterior teeth guarantee multifunctional purposes and provide an unlimited suitability for all standard setup techniques of full and partial dentures.

Veracia artificial teeth cannot be compared to conventional acrylic teeth. Based on the technology of the proven Solidex c & b composite system, the teeth consist of micro filled hybrid composite. By combining organic and inorganic fillers in the composite matrix, an extraordinary abrasion resistance is achieved.



### Indications

- Full denture prosthetics
- Implant restorations
- Telescopic restorations
- Attachment work
- Cr-Co dentures

## BENEFITS

- Lively surface structure, matching the morphology of natural teeth
- Multifunctional use for all standard set-up techniques
- Limited variety of moulds for easier choice of anterior and posterior teeth as well as economical storage
- Excellent match with the VITA\* Classical Shade System

### Setup techniques

- Tooth to tooth occlusion
- Tooth to two teeth occlusion
- Balanced and lingualised occlusion
- Incisal and canine-guided occlusion
- Sequential guidance

## Veracia - Accessories

PN	Quantity	Product
4061	1 pc.	Dental Measure II

## Veracia - Cabinet

### Contents

576 anteriors and 384 posteriors of all common shapes in the VITA\* Classical shades A2, A3, A3.5, B2 and B3

PN	Quantity	Product
AOC001	1 pc.	Veracia Cabinet







## Veracia - Living Mould Chart

### Contents

15 upper and 8 lower anterior tooth shapes (138 anteriors) and 3 upper and lower posteriors (48 posterior teeth) in the shade A3

PN	Quantity	Product
AOLM01	1 pc.	Veracia Living Mould Chart



## Veracia - 28 Teeth Set

### Contents

3 different types of anterior shapes in combination with the posterior shape "M" in the VITA\* Classical shade A3

PN	Anterior upper / lower jaw	Posterior upper / lower jaw
A3STA	A3ST5 / A3A5	A3M0 / A3M1
A3LSL	A3LS5 / A3LA5	A3M0 / A3M1
A3LTL	A3LT5 / A3LA5	A3M0 / A3M1

## Veracia - Sets

All sets are available in the VITA\* Classical shades A1, A2, A3, A3.5, A4, B1, B2, B3, B4, C1, C2, C3, C4, D2, D3, D4 and in the SHOFU whitening shade W1. Please ask for our mould chart and order information.



**6 pcs. each per set**

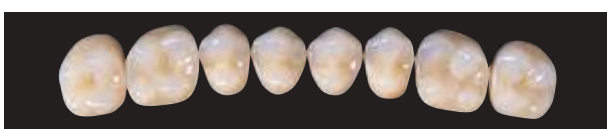
### Veracia - Upper Anterior Teeth

Available in the shapes O4, O5, O6, LO5, LO6, S4, S5, S6, LS5, LS6, ST4, ST5, ST6, LT5, LT6



### Veracia - Lower Anterior Teeth

Available in the shapes NA4, NA5, NA6, A4, A5, A6, LA5, LA6



**8 pcs. each per set**

### Veracia - Posterior Teeth

Available in the shapes S upper, S lower, M upper, M lower, L upper, L lower



# Veracia SA

## Semi-anatomical artificial teeth and wax-free setup support

The semi-anatomical tooth line Veracia SA is based on the fully anatomical tooth line Veracia. The functional characteristics of the Veracia teeth were preserved while precisely predetermined sectors were provided with abrasion zones. The result is a substantially improved chewing performance, a pleasant wear comfort of the stabilised denture and a substantial lower level of stress for the jaw joint.

The wax-free assortment holder with an integrated setup support Q<sup>3</sup> Pack allows an effortless posterior teeth setup in perfect function and quality. The setup support contains single posterior teeth, allowing individual adjustments. A combination with the fully anatomical Veracia anteriors is possible.



## BENEFITS

- Age based and functional teeth
- Not bound to any occlusion concept
- Saves you setup time
- Balanced occlusion just by setup
- High level of user reliability
- Efficient fabrication in the dental laboratory
- Constant high quality of dentures

### Indications

- Full denture prosthetics
- Implant restorations
- Telescopic restorations
- Attachment work
- Cr-Co dentures

### Setup techniques

- Balanced occlusion
- Lingualised occlusion
- Tooth-to-tooth occlusion
- Tooth-to-two-teeth occlusion



## Veracia SA - AP Full Set Living Mould Chart

### Contents

13 anterior sets (9 upper jaw / 4 lower jaw) and 6 posterior sets (upper jaw / lower jaw in each size S30, S32, S34) in the VITA\* Classical shade A3

PN	Quantity	Product
FSA3	1 pc.	Veracia SA AP Full Set



## Veracia SA - 28 Teeth Set

### Contents

1 each anterior teeth set upper jaw (ST6) and anterior teeth set lower jaw (MA6) as well as 1 each Q<sup>3</sup> Pack posterior teeth set (upper jaw / lower jaw, size 32) in the VITA\* Classical shade A2 or A3

PN	Quantity	Product
A2ST66	1 pc.	Veracia SA 28 Teeth Set - A2
A3ST66	1 pc.	Veracia SA 28 Teeth Set - A3

## Veracia SA - Sets

All sets are available in the VITA\* Classical shades A1, A2, A3, A3.5, A4, B1, B2, B3, B4, C1, C2, C3, C4, D2, D3, D4 and in the SHOFU whitening shade W1. Please ask for our order information.



6 pcs. each per set

### Veracia SA - Upper Anterior Teeth

Available in the shapes O4, O5, O6, S4, S5, S6, ST4, ST5, ST6



### Veracia SA - Lower Anterior Teeth

Available in the shapes MA4, MA5, MA6, MA7



8 pcs. each per set

### Veracia SA - Posterior Teeth

either conventional or as Q<sup>3</sup> Pack

#### Conventional set

Available in the sizes S28, S30, S32, S34  
0 = upper, 1 = lower

#### Ordering examples

Upper jaw posterior set, shade A2, size 30: PN A2S300  
Lower jaw posterior set, shade A2, size 30: PN A2S301



#### Q<sup>3</sup> Pack

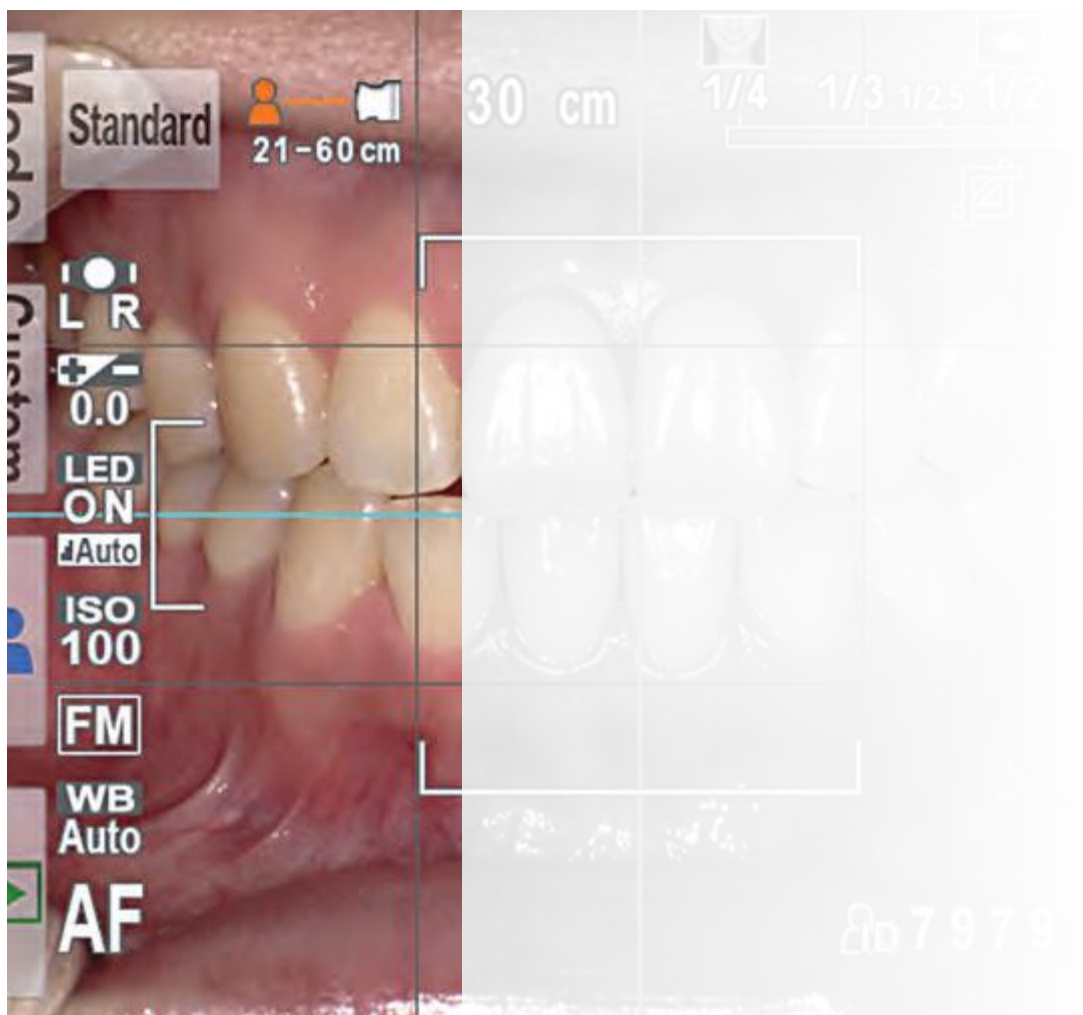
Available in the sizes S28, S30, S32, S34 and in the VITA\* Classical shades A2, A3, A3.5

#### Ordering examples

Q<sup>3</sup> Pack Upper jaw posterior set, shade A2, size 30:  
PN QA2S300  
Q<sup>3</sup> Pack Lower jaw posterior set, shade A2, size 30:  
PN QA2S301







DENTAL CAMERA

# EyeSpecial C-II

Digital camera for professional dental photography

The EyeSpecial C-II camera was especially developed for the use in the dental surgery or laboratory and meets all demands of dental photography, be it routine, risk or orthodontic cases, be it intraoral, patient documentation or in-lab use. The ergonomically designed compact camera is smart, ultra-light, does not require any accessories like external flashes and can be held with just one hand.



## BENEFITS

- Easy handling with 8 preset shooting modes
- Anti-shake technology
- Precise and accurate images with impressive depth of field up to the second molar
- One-hand operation
- Water resistant and disinfectable
- Only 465 g total weight

With a 12 megapixels sensor and 5 times optical zoom, the camera is state of the art; it combines an easy and secure handling with a wide range of applications. Eight preset shooting modes guarantee brilliant image quality from any angle. The LCD touch screen and the intuitive display facilitate the handling.

PN	Quantity	Product
5130	1 pc.	EyeSpecial C-II incl. accessories

The scope of supply includes:

- 49 mm close-up lens by Kenko, lens cap
- 4 GB SDHC memory card
- Video cable
- Hand strap
- SHOFU grey card
- 4 AA batteries
- Instructions



## info

A few samples of photos taken with the camera can be seen on

- page 13: Dura-White
- pages 16-17: Brownie, Greenie, Supergreenie
- page 23: CompoSite Fine
- page 28: Super-Snap
- page 33: CompoSite Polishing Paste

## Features at a Glance

- 3.5 inch LCD touch screen
- Compatible with Wi-Fi SD card for instant image transfer to wireless devices
- Built in auto-focus with 5x optical zoom
- Anti-shake function
- Contrasting intraoral pictures in brilliant quality
- Proprietary FlashMatic system with automatic flash adjustment
- Accurate rendition of dental shades
- Auto cropping function
- Built in infra-red, UV and anti-reflection filters
- Water and chemical resistant frame



## Modern design, ergonomic handling

Contrary to bulky SLR cameras, this ultra light compact camera doesn't require additional accessories like flashes or lenses and can be operated with one hand, freeing the other to hold the cheek retractor or mirror. The EyeSpecial C-II allows you to effortlessly capture precise dental images anytime and anywhere you are.



## Isolate shade

For optimal shade matching, gingival shades can be automatically blocked out to improve the visual acuity of the tooth colour. This shooting mode is a convincing patient communication tool as all minor defects and imperfections on the tooth surface are visible.



## Comfortable, compact and compatible

Easily captured and scrolled through: The images can be viewed on the 3.5" LCD touch screen display with its intuitive menu and the desired options chosen. With help of the playback programme the images can be rendered and specific areas of the image can be marked.







Solidilite V	146
Sublite V	147
Post Stand P ■ Post Set	148
Accessories	148
Ceramosonic S	149



## EQUIPMENT AND ACCESSORIES



# Solidilite V

Light-curing unit for the dental laboratory

With an extraordinary high light output of 600 W and an effective heat conduction system, the Solidilite V ensures gentle curing with short exposure time. Four powerful halogen lamps, 150 W each, with a light wave spectrum of 400-550 nm, guarantee efficient and secure curing in the compact polymerisation chamber.

The polymerisation in the Solidilite V starts very gently. The halogen lamps will reach full power after 2 to 4 seconds. The duration of performance and intensity of the lamps are greatly extended with this soft start function.

The height-adjustable turn table provides shadow-free exposure due to an ideal alignment of the restorations to the light source.



## BENEFITS

- Easily operated
- Three light exposure programmes (1 / 3 / 5 min.) as well as individual settings
- Shadowless curing of the objects
- Efficient heat conduction system
- Electronic counting of operating hours
- Soft-start function


## Material Properties

- Light source: 4 halogen lamps JCR 110V 150W
- Dimensions: 23 x 25.2 x 35.4 cm (W x D x H)
- Weight: approx. 9.5 kg
- Fuse: 2x 3.15 A, time-lag
- Rated supply voltage: 100-240 V, 50/60 Hz
- Spectral range: 400-550 nm

## Indications

Polymerisation of light-curing c&b composites

PN	Quantity	Product
5106	1 pc.	Solidilite V
5610	1 pc.	Halogen lamp 150 W



# Sublite V

## Preliminary polymerisation light for the dental laboratory

The high performance Sublite V is the sensible match to the Solidilite V light-curing unit for a time-saving and professional pre-polymerisation. The 150 W halogen lamp's efficient performance allows a pre-polymerisation of an applied composite layer in just 5 seconds. The comfortable one hand operation and the ample opening below the blind also allow the positioning of restorations on the working model.



### Indications

Preliminary curing of light-curing c&b composites

PN	Quantity	Product
5108	1 pc.	Sublite V
5610	1 pc.	Halogen lamp 150 W

## BENEFITS

- Time-saving pre-polymerisation on the working model
- Convenient one hand operation
- Two light exposure programmes (5 sec / max. 20 sec)
- Light guard horizontally and vertically adjustable

### Material properties

- Light source: 1 halogen lamp JCR 110V 150W
- Dimensions: 11.2 x 21 x 25.2 cm (W x D x H)
- Weight: approx. 2.5 kg
- Fuse: 2x 1.6 A, time-lag
- Rated supply voltage: 100-240 V, 50/60 Hz
- Spectral range: 400-550 nm



# Post Stand P ■ Post Set

## Tray and Pin Set

### Post Stand P

Two crossing central ditches extending down to the bottom of the Post Stand and more than 100 holes allow – combined with the matching pins – an exceptionally fast and simple positioning of the restorations, from single crowns up to 14 unit brigdes. Dimensions: ø 60 mm / h 23.5 mm



### Post Set

The set includes five different shapes, 3 each, for any kind of restoration:

- **Anterior Post A** (cone shaped) and **Anterior Post B** (wedge shaped) for anterior crowns
- **Posterior Post A** for premolars
- **Posterior Post B** for molars
- **Free Post** can be grinded to any desired shape

By decentralised shanks and rotatability the space between the posts can be individually adjusted.



### Indications

For stable placement of restorations in dental lab light-curing units

PN	Quantity	Product
5058	1 pc.	Post Set (pins)
5059	1 pc.	Post Stand P (tray)

## Accessories for equipment

PN	Quantity	Product
5321	1 pc.	Cartridge for LAB AIR-Z, oil-free
5221	1 pc.	Cartridge for LAB AIR-Z
5222	1 pc.	Chuck for LAB AIR-Z
5224	1 pc.	Cartridge tool for LAB AIR-Z
5053	50 pcs.	Contact tip for ShadeEye EX / ShadeEye NCC
5054	3 pcs.	Tip holder for ShadeEye EX / ShadeEye NCC
5055	5 pcs.	Paper roll for ShadeEye EX
5057	5 pcs.	Paper roll for ShadeEye NCC
5610	1 pc.	Halogen lamp, 150 W
5612	1 pc.	Cold light lamp, 9 W

# Ceramosonic S

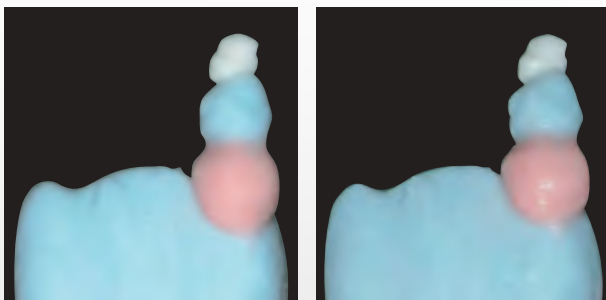
## Ultrasonic condensing unit for porcelain build-up

The Ceramosonic S generates high-frequency vibrations (28,000 vibrations/sec), thereby providing a directed condensation of moist porcelain particles, while the built-up layer with all details remains unchanged. Compared to a manual or mechanical condensation a considerably more homogeneous structure in the porcelain material is achieved.



### Operating modes

- Automatic mode: vibration continues for 5 seconds after touching the vibration platform
- Standby mode: standby for 60 minutes
- Continuous mode: continuous operation for 2 minutes



Before condensation

After condensation with Ceramosonic S the layers as well as the contour keep their shape

## BENEFITS

Better control during the build-up phase and condensation of the porcelain material

More brilliant colours by reduction of air inclusions

Identical thermal transmission of porcelain layers to the all-ceramic framework

Higher bonding strength on metal-ceramic and all-ceramic frameworks

Time saving by less shrinkage and fewer correction firings

Higher internal firmness of the porcelain layers

### Indications

Ultrasonic condensing of the moist porcelain build-up before firing



PN	Quantity	Product
5064	1 pc.	Ceramosonic S

# Index

## A

---

Abrasives Dresser	50
AcryPoint	22
All Ceramic Preparation Kit	39
Amalgam Polishing Kit	46
Artificial Teeth	136-139
AZ-Primer	74

## B

---

BeutiBond	71
BeutiCem SA	68
Beutifil II	59-60
Beutifil II Gingiva & Enamel	61
Beutifil II LS	58-59
Beutifil-Bulk	66-67
Beutifil Flow	64, 85
Beutifil Flow Plus	62-63
Beutifil Opaquer	65
BeutiSealant	84-85
Brownie	16-17
Brushes	122,125
Bur Block ■ Bur Station II	51
Bur Stands	51

## C

---

CAD/CAM Preparation Kit	39
Cements	68-69, 76-81
Ceramage	128-130
Ceramage Accessories	125
Ceramage Finishing & Polishing Kit	49
Ceramage UP	126-127
Ceramage UP Accessories	125
CeraMaster ■ CeraMaster Coarse	20-21
CeraMaster Finishing & Polishing Kit	44
Ceramisté	18
Ceramosonic S	149
Ceravety Press & Cast	120
Cocoa Butter	78
Cold Light Lamp	148
Color Indicators	93
CompoMaster ■ CompoMaster Coarse	24-25
CompoMaster Finishing & Polishing Kit	49
CompoSite ■ CompoSite Fine	23
Composite Finishing Kit	48
Composite Polishing Kit	48
CompoSite Polishing Paste	33
Composite Technique Kit	47
CoreShade Glaslonomer Base Cement	79
CRB - Ceraresin Bond	75

## D

---

Dental Camera	142-143
Dental Measure II	136
DirectDia Paste	32
Dressing Tools	50
Dura-Green Stones	10-11
Dura-Green DIA	12
Dura-Polish ■ Dura-Polish DIA	34
Dura-White Stones	13

## E

---

Enamel Adjustment Kit	45
EyeSpecial C-II	142-143

## F

---

FL-Bond II	70
FL-Bond II Etchant	70

## G

---

GIC Polishing Kit	47
Gingi Curettage Diamonds	43
Gingiva Indicators	93
Glaslonomer Base Cement	78
Glaslonomer Cement CX-Plus	79
Glaslonomer Cement Type II	76
Glaslonomer FX-II	77
Greenie	16-17
Gumy	93

## H

---

Halogen Lamp	148
HC Primer	73
HI DENSE	77
HI-FI Glaslonomer	76
HI-Glaze	78
HI-Tooth Cleanser	78
HY-Bond Polycarboxylate Cement	80
HY-Bond Temporary Cement – Soft	81
HY-Bond Zinc Phosphate Cement	80
HY-Bond ZOE Temporary Cement	81
Hybrid Points	40

## I

---

Investments	120-121
-------------	---------

## L

---

Lab Air-Z, oil-free Accessories	148
Lamina Vest II	121
Light-curing units	146-147
Lite Art	132-133

## M

---

Mandrels	50
Matrix Strips	78
Merssage	35
Metal Photo Primer	125
Micro Retentions Beads	125
M.L. Primer	74
MZ Primer Plus	72

## O

---

OneGloss ■ OneGloss PS	25-26
------------------------	-------

## P

---

Polishing Pastes	32-34
Porcelain Adjustment Kit	46
Porcelain Brushes	122
Porcelain Laminate Polishing Kit	45
Porcelain Primer	75
Porcelain Veneer Kit	44
Post Set	148
Post Stand P	148
Pressage	35
Prophylaxis Pastes	35

## R

---

ResiCem	69
Resin Glaze	86
Retention Adhesive Liquid	125
Retention Beads Set	125
Robot Points FG Diamonds	36-39

## S

---

ShadeEye EX Accessories	148
ShadeEye NCC Accessories	148
Shade Guides	93
SHOFU Adjuster	50
SHOFU Block HC ■ SHOFU Disk HC	88-89
SHOFU MZ Primer Plus	72
SHOFU Universal Opaque	134
SoftCut	19
Solibond	125
Solidex	131
Solidex Accessories	125
Solidex Finishing & Polishing Kit	52
Solidilite V	146
Sublite V	147
Supergreenie	16-17
Super-Snap ■ Super-Snap X-Treme	28-30
Super-Snap Buff Disk & Buff Mini-Disk	31
Super-Snap SuperBuff	27

## T

---

T&F Hybrid Points	41
TPE Diamonds	42

## U

---

Universal Opaque	134
------------------	-----

## V

---

Varnish	78
Veracia	136-137
Veracia SA	138-139
Vintage	106-107
Vintage Art	116-117
Vintage Art LF	118-119
Vintage Halo	102-105
Vintage LD	108-109
Vintage LD Press	110-111
Vintage MP ■ Vintage MP Uni-Layer	98-101
Vintage PRO	94-97
Vintage ZR ■ Vintage ZR Uni-Layer	112-115

## Z

---

ZiLMaster	14-15
-----------	-------



水

Water



Photographs courtesy of

MDT German Bär (p. 92, 94, 120, 126, 132, 160)

MDT Bernd Egger (p. 116)

Dr Markus Th. Firla (p. 62, 66, 84)

MDT Carla Gruber (p. 112, 128)

MDT Karl-Heinz Körholz (p. 136)

Dr Sushil Koirala (p. 56, 57, 59)

Dr Frank J. Milnar DDS, AAACD (p. 61)

Prof Dr Masashi Miyazaki (p. 71)

MDT Dominique Olivier (p. 92)

MDT Axel Seeger (p. 92, 108, 118)

MDT Wolfgang Weisser (p. 147)



All rights reserved.

Reproduction, also by extract and reproducing photos are only permitted with written authorization of SHOFU Dental GmbH.

\* VITA is a registered trademark of VITA Zahnfabrik, Bad Säckingen, Germany.



**SHOFU INC.** 11 Kamitakamatsu-cho, Fukuine, Higashiyama-ku, Kyoto 605-0983, Japan ([www.shofu.co.jp](http://www.shofu.co.jp))  
**SHOFU DENTAL ASIA-PACIFIC PTE. LTD.** 10 Science Park Road, #03-12 The Alpha, Science Park II, Singapore 117684 ([www.shofu.com.sg](http://www.shofu.com.sg))  
**SHOFU DENTAL TRADING (SHANGHAI) CO., LTD.** No. 645 Jiye Road, Sheshan Industrial Park, Songjiang, Shanghai 201602, China ([www.shofu.com.cn](http://www.shofu.com.cn))  
**SHOFU DENTAL CORPORATION** 1225 Stone Drive, San Marcos, CA 92078-4059, USA ([www.shofu.com](http://www.shofu.com))  
**SHOFU UK** Riverside House, River Lawn Road, Tonbridge, Kent, TN9 1EP, UK ([www.shofu.co.uk](http://www.shofu.co.uk))  
**SHOFU DENTAL GmbH**  Am Brüll 17, 40878 Ratingen, Germany ([www.shofu.de](http://www.shofu.de))

SHOFU is a registered trademark of SHOFU INC. All other trademarks and registered trademarks are the property of their respective holders. SHOFU INC. reserves the right to change specifications without notice.