

mis[®]
PROSTHETIC OPTIONS
INTERNAL HEXAGON



Table of Contents

Implant Dimensions P. 8-9	Prosthetic Options Listed by Healing Caps P. 10-14	Analogs and Impression Copings P. 15-16	Temporary Restoration P. 17-19 Temporary Cylinders
---	--	---	--

Screw-retained Restoration

P. 20-25

- Multi-Unit System
- Plastic Cylinders

Digital Restoration

P. 26-31

- EZ-Base System
- Ti-Base
- Digital Model Analogs
- Scan Posts
- Titanium Blanks

Cemented Restoration

P. 32-41

- Cementable Abutments
- CPK

Overdenture

P. 42-49

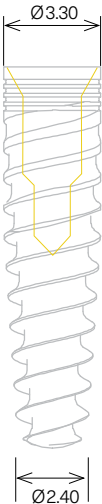
- OT-Equator Kits
- Ball Attachment System
- LOCKIT Attachment System
- Locator Attachment System

Prosthetic Screws

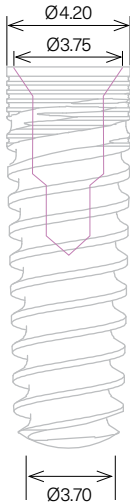
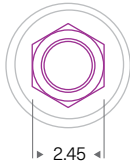
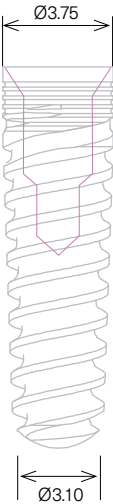
P. 50

Implant Dimensions: SEVEN

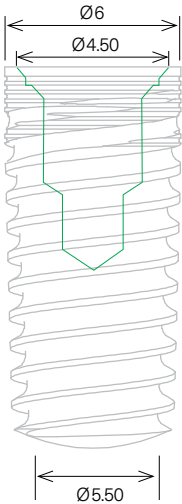
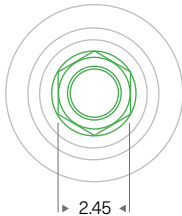
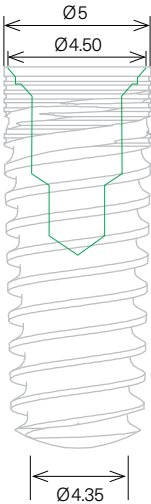
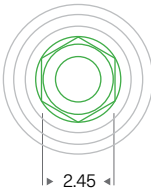
Narrow
Platform



Standard
Platform



Wide
Platform


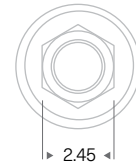


Implant Dimensions: M4

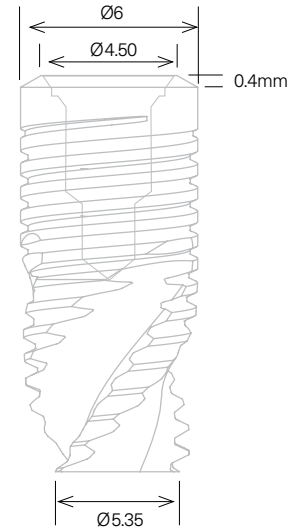
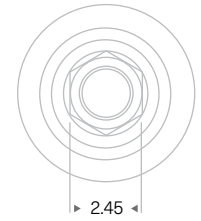

Narrow
Platform



Standard
Platform



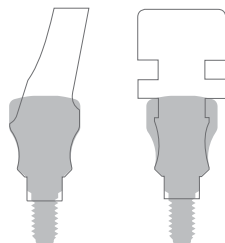
Wide
Platform



Prosthetic Option Listed by Healing Caps

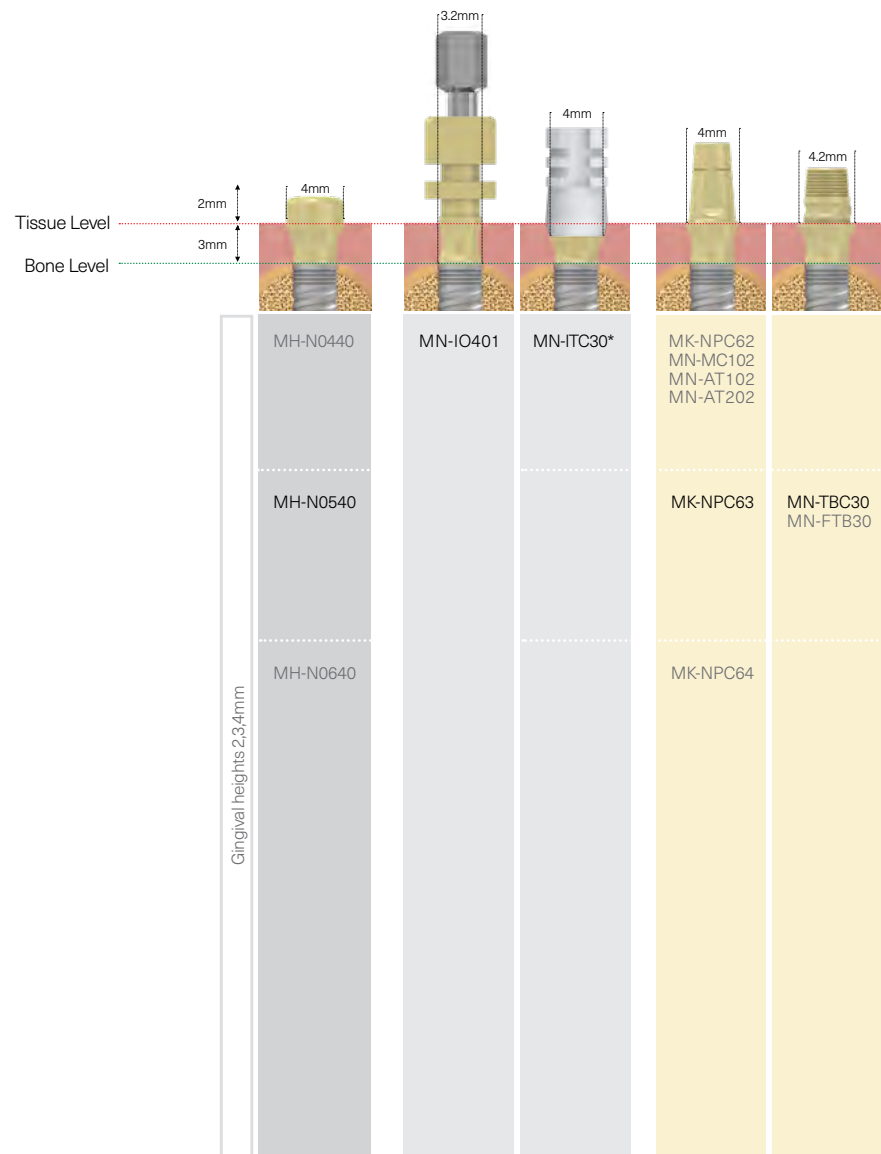


The internal hex. prosthetic system includes the existing abutments. In addition, there is a line of consistent concave emergence profile abutments for the benefit of the entire rehabilitation process.



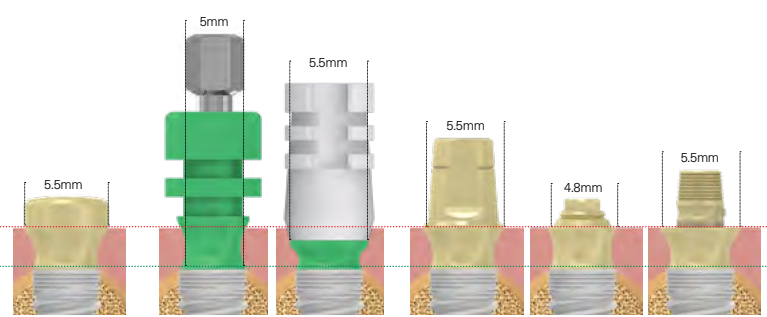
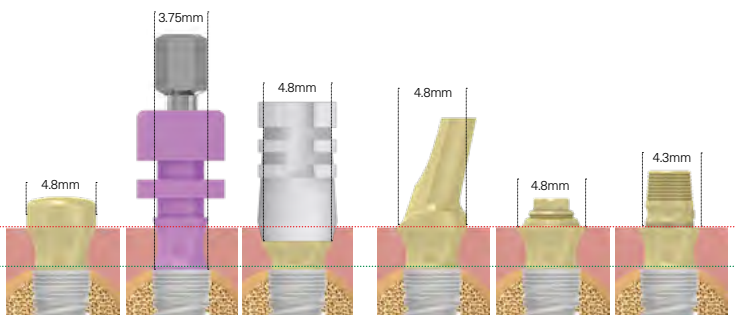
Each item chart displays available healing cap heights and related prosthetic options. **Bold item** numbers represent image shown above each column.

*Image is for illustration only. (2mm height closed tray impression coping presented. Not available in 3mm).



- Healing caps
- Impression coping - open tray
- Impression coping - closed tray
- Cemented options
- Screw retained options
- CAD/CAM solutions

- Healing caps
- Impression coping - open tray
- Impression coping - closed tray
- Cemented options
- Screw retained options
- CAD/CAM solutions



Gingival heights 2,3,4mm

MH-S0448	MD-IO481	MD-ITC30*	MK-CPC62 MD-MC102 MD-AT152 MD-AT252	MA-SC248	
MH-S0548			MD-AT153 MD-AT253 MK-CPC63	MA-SC348	MD-TBC30 MD-FTB30
MH-S0648			MK-CPC64	MA-SC448	

Gingival heights 2,3,4mm

MH-W0455	MW-IO551	MW-ITC30*	MK-WPC62 MW-MC102 MW-AT152		
MH-W0555			MK-WPC63	MA-WC348	MW-TBC30 MW-FTB30
MH-W0655			MK-WPC64		

NARROWPLATFORM
Healing Caps

Tightening force:
20-25Ncm

Healing cap

Ø4

HEIGHT 2mm




MH-N2330

3mm



MH-N3330


4mm



MH-N4330

5mm

6mm



MH-N6330


8mm




MH-N8330

Concave healing cap


Ø4



MH-N0440



MH-N0540



MH-N0640

Anatomic healing cap

Ø4.3



MH-52330



MH-53330



MH-54330



MH-55330



MH-56330

STANDARD PLATFORM
Healing Caps

i Tightening force: 20-25Ncm

HEIGHT 2mm 3mm 4mm 5mm 6mm 8mm

Healing cap

Ø4




Healing cap

Ø4.8




Concave healing cap

Ø4.8



Anatomic healing cap

Ø5.5




WIDE PLATFORM
Healing Caps

i Tightening force: 20-25Ncm

HEIGHT 2mm 3mm 4mm 5mm 6mm 8mm


Healing cap

Ø5




Concave healing cap

Ø5.5



Anatomic healing cap

Ø6.5



Impression coping


i Tightening force: 20-25Ncm

Impression coping for closed tray

NARROW

STANDARD


WIDE



MN-IT100

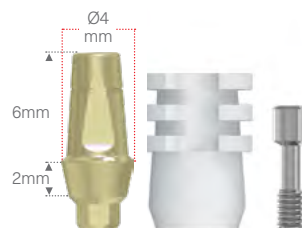


MD-IT100

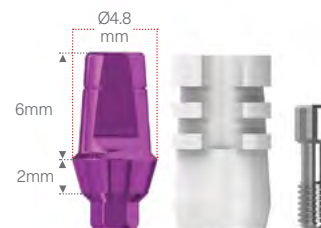


MW-IT100


Direct impression coping for closed tray



MN-IT300

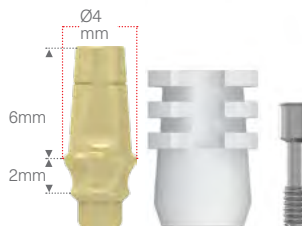


MD-IT300

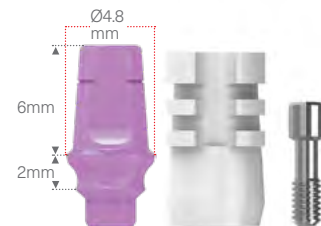


MW-IT300

Direct impression coping for closed tray, concave profile



MN-ITC30



MD-ITC30

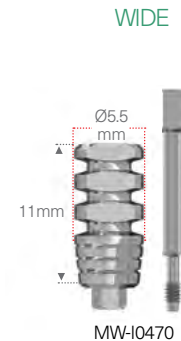

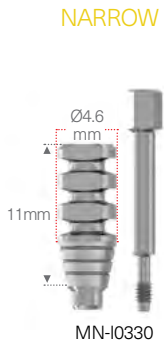


MW-ITC30



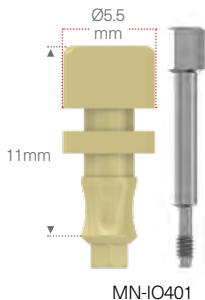
Analogs and Impression Copings

i Tightening force: 20-25Ncm


Direct impression coping for open tray





Direct impression coping for open tray, concave profile



Direct press fit for closed tray



Implant analog



Temporary Restoration Temporary Cylinders -


i Tightening force: 20-25Ncm

Narrow profile temporary plastic abutment

Temporary plastic abutment


Direct temporary plastic cylinder

NARROW




MN-TPA12

STANDARD




MD-TPA12

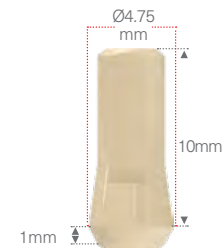
WIDE




MW-TPA12



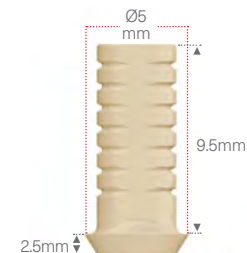
MN-TPA10



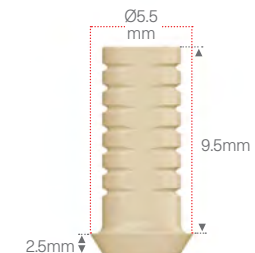
MD-TPA10



MW-TPA10



MD-TPH50



MW-TPH50


Temporary Restoration
**Temporary
 Cylinders -**
 free-rotation

i Tightening force:
 20-25Ncm

Direct temporary
 free-rotation cylinder

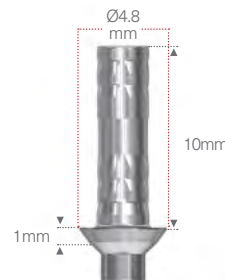
H1

NARROW



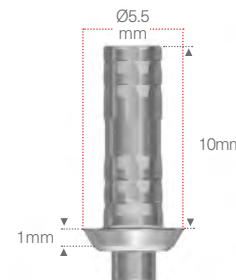
MN-TC013

STANDARD



MD-TC013

WIDE




MW-TC013

Direct temporary
 free-rotation cylinder,
 concave profile

H2



MN-TC023




MD-TC023



MW-TC023

Direct temporary
 free-rotation cylinder,
 concave profile

H3



MN-TC033



MD-TC033



MW-TC033

Temporary Restoration
**Temporary
 Cylinders -
 anti-rotation**

i Tightening force: 20-25Ncm

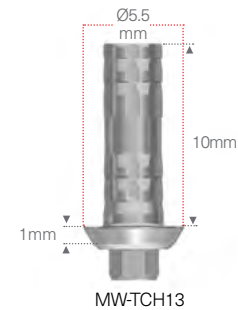
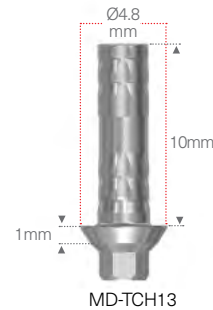
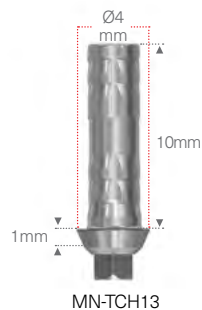
Direct temporary anti-rotation cylinder

H1

NARROW


STANDARD

WIDE



Direct temporary anti-rotation cylinder, concave profile

H2



Direct temporary anti-rotation cylinder, concave profile

H3




Screw-retained
Restoration
Multi-Unit
System

i Tightening
force:
30Ncm



H=2

NARROW



MA-NC248

STANDARD



MA-SC248

WIDE

H=3



MA-NC348



MA-SC348



MA-WC348

H=4



MA-NC448



MA-SC448

H=5




MA-WC548

Screw-retained
Restoration
Multi-Unit
System

i Tightening
force:
30Ncm

H1

NARROW



MA-N1480

STANDARD



MA-S1480

WIDE



MA-W1480

H2



MA-N2480



MA-S2480


H3



MA-N3480



MA-S3480



MA-W3480

H4

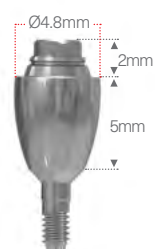


MA-N4480



MA-S4480


H5



MA-N5480



MA-S5480




MA-W5480

Screw-retained
Restoration
Multi-Unit
System

i Tightening
force:
20Ncm


17°

STANDARD



MA-SO171


WIDE



MA-WO172




MA-SO172




MA-WO171


30°




MA-SO301



MA-WO301



MA-SO302




MA-WO302

Screw-retained Restoration

Multi-Unit Components

Healing cap




MU-H4480

Analog



MU-RSM48

Impression coping,
open tray



MU-I0480

Impression coping,
closed tray



MU-IT480

Temporary cylinder



MU-TO480

Plastic cylinder



MU-CP048

Gold plastic cylinder



MU-BGC48
MU-MG480

CAD/CAM cementing
cap for multi unit



MU-CC480

Screw-retained
Restoration


Plastic Cylinders



Tightening
force:
20-25Ncm

Direct plastic
cylinder, anti-rotation

NARROW



MN-CPH13

STANDARD




MD-CPH13

WIDE



MW-CPH13

Direct plastic
cylinder free rotation



MN-CP013




MD-CP013




MW-CP013

Wide profile direct plastic
cylinder, anti-rotation



MD-CPH50




MW-CPH60

Wide profile direct plastic
cylinder, free rotation



MD-CP050



MW-CP060

Screw-retained
Restoration

Plastic Cylinders



Tightening
force:
20-25Ncm

Direct gold plastic
cylinder, anti-rotation

Direct gold plastic
cylinder, free rotation


Direct CoCr plastic
cylinder, anti-rotation

Direct CoCr plastic
cylinder, free-rotation

NARROW



MN-GPC10



MN-GP010

NARROW



MN-CCI10



MN-CC010

STANDARD

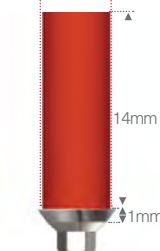


MD-GPC10




MD-GP010

STANDARD



MD-CCI10



MD-CC010

WIDE



MW-GPC10



MW-GP010

WIDE



MW-CCI10




MW-CC010


Digital Restoration
EZ-Base
System

i Tightening force: 25Ncm

NARROW



STANDARD



WIDE



Digital Restoration
EZ-Base
Components

i Tightening force: 25Ncm

EZ-Base prosthetic screw



*MD-E0220
*MN-E0160

* For use with ratchet/motor key for angled screw channel



MT-ELR10
MT-ESR10



MT-ELM10
MT-ESM10

Digital Restoration Ti-Base


i Tightening force:
30Ncm




NARROW

STANDARD


WIDE



MN-TBC15



MD-TBC15



MW-TBC15


Anti-rotation



MN-TBC30




MD-TBC30



MW-TBC30


Free-rotation



MN-FTB15



MD-FTB15



MW-FTB15



MN-FTB30



MD-FTB30

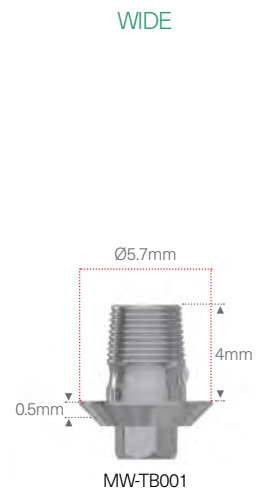
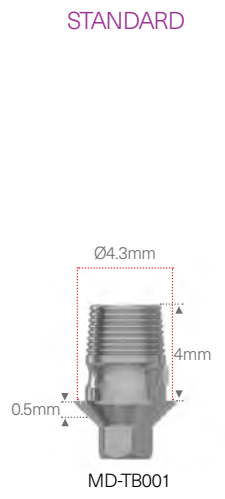



MW-FTB30




Digital Restoration
Ti-Base

i Tightening force:
30Ncm

Anti-rotation



Free-rotation



Incisor esthetic



Digital Restoration

Digital Model Analog



Tightening
force:
15Ncm

NARROW



MN-MAN10

STANDARD



MD-MAN10

WIDE



MW-MAN10

MULTI-UNIT



MU-MAN10

Digital Dentistry
Scan Posts

i Tightening force: 30Ncm

NARROW

STANDARD

WIDE

MULTI-UNIT



Digital Restoration
Titanium
Blanks

i Tightening
force:
30Ncm

Amann Girrbach

NARROW

Ø9mm



MN-IB091

STANDARD

Ø9mm



MD-IB091

WIDE

Ø9mm



MW-IB091

Ø12mm



MN-IB121

Ø12mm



MD-IB121

Ø12mm



MW-IB121

Ø12mm



MN-AGT12

Ø12mm



MD-AGT12

Ø12mm



MW-AGT12



MN-MAB10



MD-MAB10



MW-MAB10

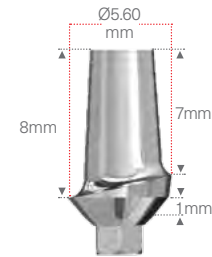
Cemented Restoration
**Cementable
 Abutments**

i Tightening force:
 30Ncm

NARROW


STANDARD

0°

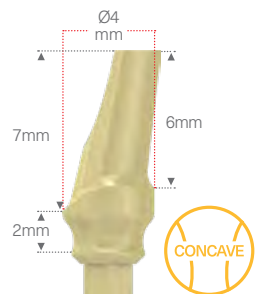


MD-A0010

10°

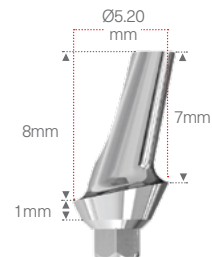


MN-AT101



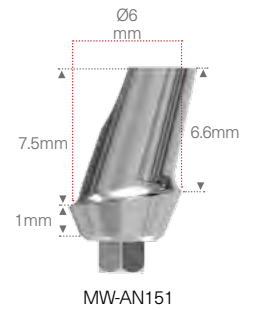
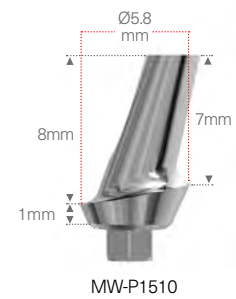
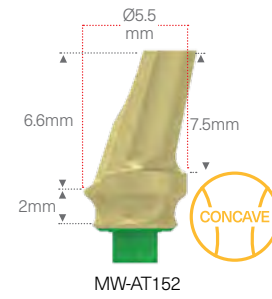

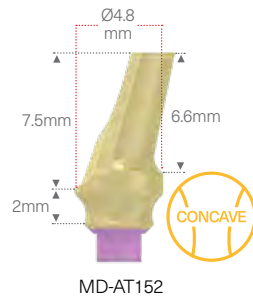
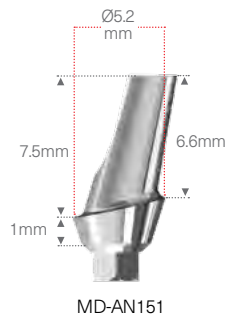
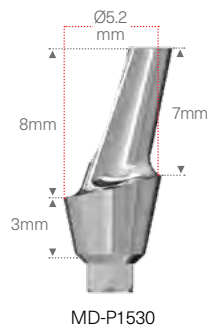

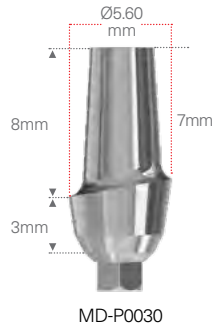
MN-AT102

15°



MD-A1510

WIDE

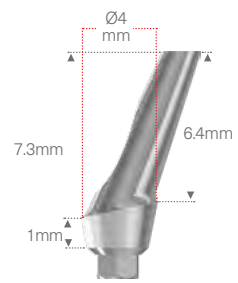


Cemented Restoration
Cementable
Abutments

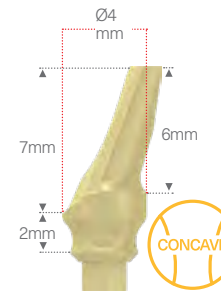
i Tightening
force:
30Ncm

20°

NARROW



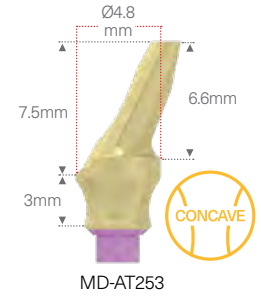
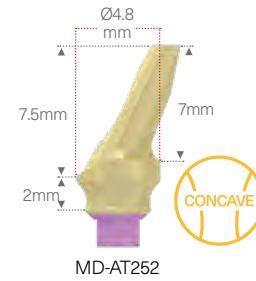
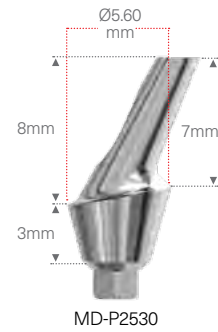
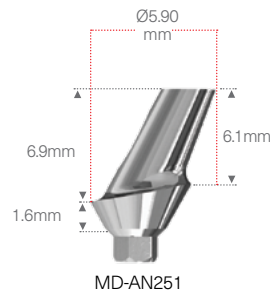
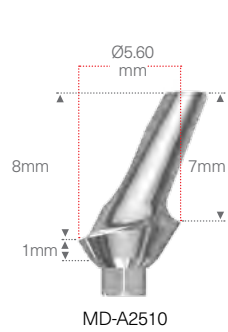
MN-AN020



MN-AT202

25°


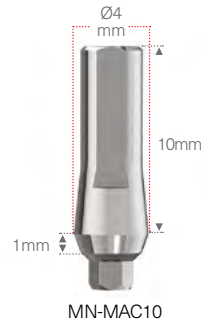
STANDARD




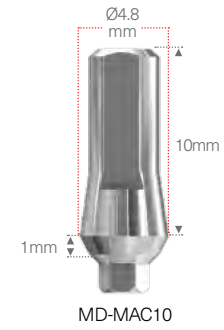
Cemented Restoration Cementing Posts

i Tightening force: 30Ncm

NARROW



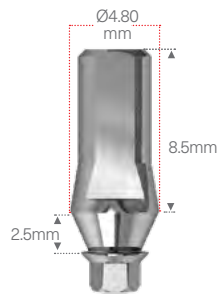
STANDARD



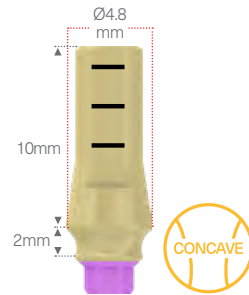
WIDE



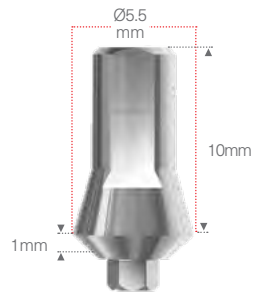
MD-CTP10



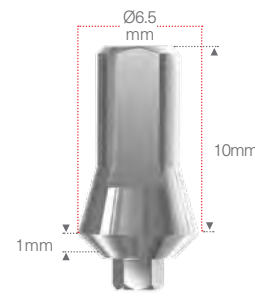
MD-MACF1



MD-MC102




MW-MAC10



MW-WMAC1



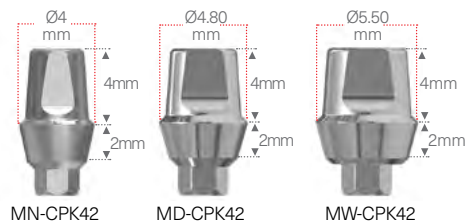
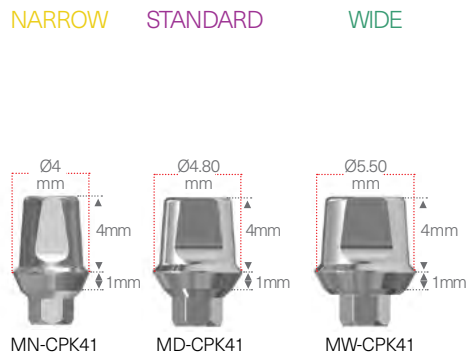
MW-CTP10



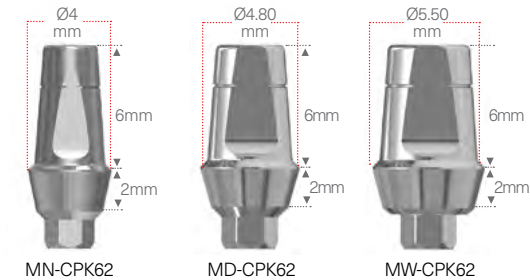
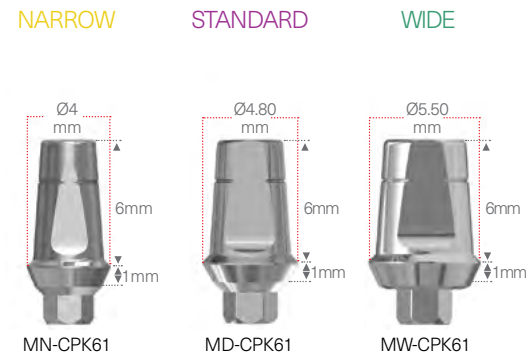


MW-MC102

Cemented Restoration
CPK -
 Transgingival
 Abutments

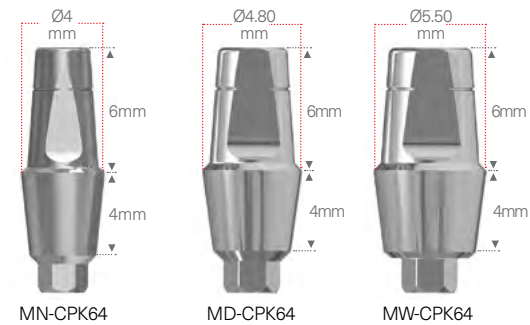
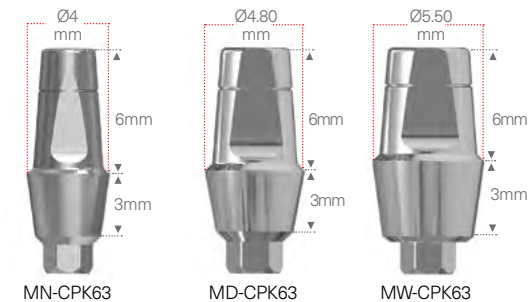
i Tightening force: 30Ncm



C=4



C=6





NARROW

STANDARD

WIDE

STANDARD

WIDE

C=6



MN-CPC62




MD-CPC62



MW-CPC62



MN-CPC63




MD-CPC63



MW-CPC63



MN-CPC64

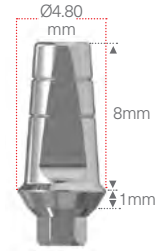


MD-CPC64

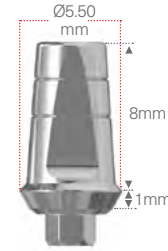


MW-CPC64

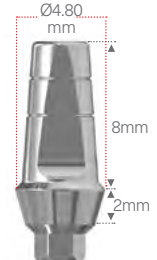
C=8



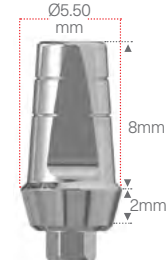
MD-CPK81



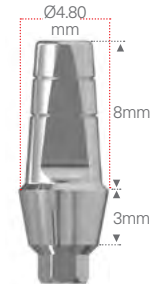
MW-CPK81



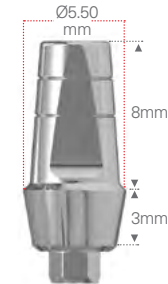
MD-CPK82



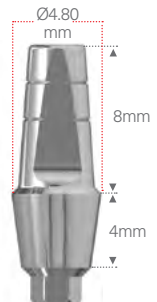
MW-CPK82



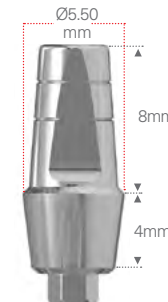
MD-CPK83



MW-CPK83



MD-CPK84



MW-CPK84

Cemented Restoration
CPK - Kit
Contents




Tightening
force:
30Ncm




Burnout plastic cap
anti-rotation




Burnout plastic cap
free-rotation



Plastic healing cap



Transfer
plastic cap



Analog

CPK abutments are also sold in kits

MK-NPK41 ● Ø4, H=1, C=4
 MK-CPK41 ● Ø4.8, H=1, C=4
 MK-WPK41 ● Ø5.5, H=1, C=4

MK-NPK42 ● Ø4, H=2, C=4
 MK-CPK42 ● Ø4.8, H=2, C=4
 MK-WPK42 ● Ø5.5, H=2, C=4

MK-NPK43 ● Ø4, H=3, C=4
 MK-CPK43 ● Ø4.8, H=3, C=4
 MK-WPK43 ● Ø5.5, H=3, C=4

MK-NPK44 ● Ø4, H=4, C=4
 MK-CPK44 ● Ø4.8, H=4, C=4
 MK-WPK44 ● Ø5.5, H=4, C=4

MK-NPK61 ● Ø4, H=1, C=6
 MK-CPK61 ● Ø4.8, H=1, C=6
 MK-WPK61 ● Ø5.5, H=1, C=6



MK-NPC62 ● Ø4, H=2, C=6
 MK-CPC62 ● Ø4.8, H=2, C=6
 MK-WPC62 ● Ø5.5, H=2, C=6

MK-NPK62 ● Ø4, H=2, C=6
 MK-CPK62 ● Ø4.8, H=2, C=6
 MK-WPK62 ● Ø5.5, H=2, C=6



MK-NPC63 ● Ø4, H=3, C=6
 MK-CPC63 ● Ø4.8, H=3, C=6
 MK-WPC63 ● Ø5.5, H=3, C=6

MK-NPK63 ● Ø4, H=3, C=6
 MK-CPK63 ● Ø4.8, H=3, C=6
 MK-WPK63 ● Ø5.5, H=3, C=6



MK-NPC64 ● Ø4, H=4, C=6
 MK-CPC64 ● Ø4.8, H=4, C=6
 MK-WPC64 ● Ø5.5, H=4, C=6

MK-NPK64 ● Ø4, H=4, C=6
 MK-CPK64 ● Ø4.8, H=4, C=6
 MK-WPK64 ● Ø5.5, H=4, C=6

MK-CPK81 ● Ø4.8, H=1, C=8
 MK-WPK81 ● Ø5.5, H=1, C=8

MK-CPK82 ● Ø4.8, H=2, C=8
 MK-WPK82 ● Ø5.5, H=2, C=8

MK-CPK83 ● Ø4.8, H=3, C=8
 MK-WPK83 ● Ø5.5, H=3, C=8

MK-CPK84 ● Ø4.8, H=4, C=8
 MK-WPK84 ● Ø5.5, H=4, C=8



Overdenture OT-Equator Kits

i Tightening force:
30Ncm

NARROW



STANDARD



WIDE



Overdenture
OT-Equator
Components

i Tightening
force:
30Ncm

OT-Equator
handling tools



ET-IT002

OT-Equator impression
coping cap



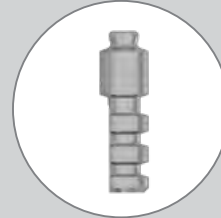
OE-IC002

OT-Equator impression
transfer cap



OE-IC001

OT-Equator analog




OE-RSM60

Metal housing &
transfer caps



OE-MH001 OE-RCB01
OE-RCW01 OE-RCP01
OE-RCY01 OE-RCV01


OT-Equators
are sold in kits




Overdenture Ball Attachment System

i Tightening
force:
30Ncm

NARROW



STANDARD



WIDE



Overdenture

Ball Attachment System Components

i Tightening force: 30Ncm

Analog



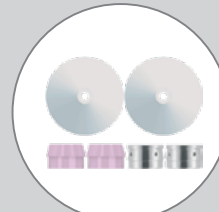
MB-RS375

Gold / Plastic / titanium ball cap



MB-GPS10 MB-TBS20
MB-SF200 MB-TBS10
MB-TTP10 MB-PR010

Metal housing & Transfer caps



MB-DMH10
MB-PPC10
MB-PPR10

Plastic disc for ball attachment



MB-DB235

Ball attachment anchor key



MT-NB225

Ball attachment anchor key



MT-RB225

Overdentine
LOCKiT
 Attachment
 System

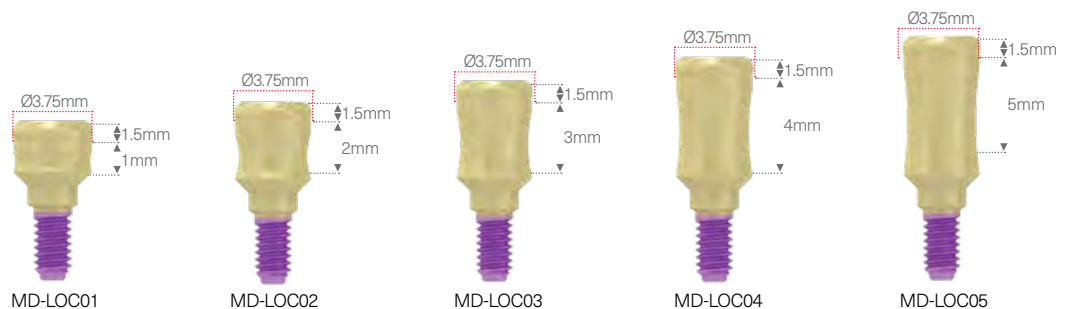
i Tightening
 force:
 30Ncm



NARROW



STANDARD



WIDE



All LOCKiT products shown in
 this catalog are sold subject
 to individual regulatory
 certification only.

Overdenture LOCKiT System Components

i Tightening force: 30Ncm

Abutment holder sleeve



MT-LOC11

Caps range




MM-BLA10 MM-CLE10
MM-BLU10 MM-RED10
MM-PIN10 MM-GRE10

Male processing package



MM-LOC02

Metal housing



MM-TIT10

Impression coping



MM-LOC11

LOCKiT analog



MM-LOA40
MM-LOA50

LOCKiT core tool




MT-LOC10

LOCKiT long ratchet driver



MT-RSD24

LOCKiT short ratchet driver




MT-RSD19

LOCKiT abutments are also sold in kits




- MK-NLC1 ● Ø3.75, H=1
- MK-SLC1 ● Ø3.75, H=1
- MK-WLC1 ● Ø4.5, H=1
- MK-NLC2 ● Ø3.75, H=2
- MK-SLC2 ● Ø3.75, H=2
- MK-NLC3 ● Ø3.75, H=3
- MK-SLC3 ● Ø3.75, H=3
- MK-WLC3 ● Ø4.5, H=3
- MK-NLC4 ● Ø3.75, H=4
- MK-SLC4 ● Ø3.75, H=4
- MK-NLC5 ● Ø3.75, H=5
- MK-SLC5 ● Ø3.75, H=5
- MK-WLC5 ● Ø4.5, H=5




Overdenture Locator Attachment System

i Tightening force: 30Ncm


NARROW



STANDARD




WIDE



Overdenture
Locator
System
Components


i Tightening
force:
30Ncm

Analogs



MM-LFA40
MM-LFA50

Metal housing &
transfer caps



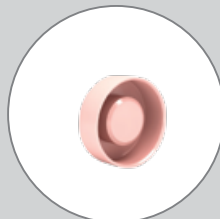
MM-LMP02

Impression coping




MM-LIC10


Caps range:



MM-LLR10



MM-LER10



MM-LELE1



MM-LRM10



MM-LEL10



MM-LPP10



MM-LBP10


Tools:




MM-LCT10




MM-RSD15



MM-LSD15



MM-RSD20



MM-LSD21

Prosthetic Screws

i Tightening
force:
20/30Ncm

Mini prosthetic screw




MD-S0200

Direct prosthetic screw



MN-S0160
MD-S0220

Medium prosthetic screw




MD-S0222

Long prosthetic screw



MD-S0224

Direct gold prosthetic screw




MD-G0220

NOTES



A series of horizontal lines for writing, consisting of 18 parallel lines spaced evenly down the page.



All rights reserved. No part of this publication may be reproduced, transcribed, stored in an electronic retrieval system, translated into any language or computer language, or be transmitted in any form whatsoever, without the prior written consent of the publisher. Warning: MIS products referred to in this document should be used by licensed dentists only.

