



HANEL

Occlusion World Catalogue

English



offices and factory in Langenau

HANEL

for pinpoint occlusion

Occlusal testing and correction are two of the most demanding techniques in modern dentistry. Occlusal interference may cause dysfunctions leading to damaged teeth and pain for the patient. To avoid occlusal interference even the smallest high spots have to be traced. This art requires materials which will mark effectively and reliably in different conditions and on different materials.






The HANEL line includes a range of products for occlusal testing in the laboratory and dental practice. The materials have the correct thickness, elasticity, tensile strength and colour required by dentists for their gnathological work when locating pinpoint, surface or linear contacts, stops and microcontacts.

To complement the different test materials, HANEL also offers a range of accessories to make handling even easier.

Contents

Paper	6	-	7
Foil	8	-	9
Silk	10	-	10
Shimstock	11	-	11
Spray	12	-	13
Instruments	14	-	14
Accessories	15	-	16

Explanation

-  Single sided, one colour
-  Double sided, one colour
-  Double sided, two colours

Representation of occlusal contacts obtained with different thicknesses of test materials



200 µ Paper

Thick test material. Areas of high pressure cause larger marks.



80 µ Silk

Highly differentiated colour transfer, medium fine with progressive markings, supple



80 µ and 40 µ Paper

Medium fine test material



12 µ Foil

Fine test material for pinpoint marking of high spots

In our experience the following colour/material combinations can be recommended:

- Gold blue
- Porcelain blue
- Amalgam green/red
- Composites blue/red

Blue foil is best used on particularly shiny surfaces (Gold, Porcelain) because of its contrast to the flesh coloured soft tissue.

Articulating Paper



Articulating Paper 200µ

For the first stage of testing, to differentiate between areas of high and low masticatory pressure

- allows for a quick overview of the occlusal contact situation
- progressive markings: the lower the masticatory pressure, the lighter the marking and vice versa
- available as strips in a practical dispenser box
- occlusal adjustment is simplified by the progressive markings

			REF
	300 Sheets (18 mm × 50 mm)		480 392
			480 397













Articulating Paper 80 μ + 40 μ

For medium fine testing

Available on rolls, or I-, C- and U-form sheets for easy, quick and precise marking. The use of tweezers is not necessary.

- double sided
- papers are available in one or two colours
- deep colours for good marking

			80 μ	40 μ
	REF		REF	
	72 Sheets		480 367 480 364	480 337 480 332
	144 Sheets		480 377 480 374	
	144 Sheets (20 mm x 105 mm)		480 387 480 384	
	120 Sheets (22 mm x 110 mm)			480 352 480 354 480 357
	15 m (22 mm wide)			480 322 480 327

Occlusion Foil



22 mm

Occlusion Foil 12 μ


For precise occlusal adjustment

The HANEL foil fulfils all the requirements needed for today's gnathology. The biaxial characteristics of the foil ensure that it is highly tear resistant yet elastic. It is extremely fine and the precise colour transfer guarantees pinpoint markings on high spots.

The 22 mm wide foil is available in single-sided, double-sided one colour-ed and double-sided two coloured. For the 22 mm wide foil a practical dispenser is available with an integrated cutter.

The 80 mm wide foil is available single-sided or double-sided one coloured in a practical dispenser box.

- extremely thin
- very pliable
- pinpoint marking of stops and microcontacts
- non toxic colour layer
- no smearing












80 mm



22 mm × 25 m



80 mm × 25 m

	REF	REF
	480 021	480 031
	480 022	480 032
	480 023	480 033
	480 027	480 037
	480 041	480 051
	480 042	480 052
	480 043	480 053
	480 047	480 057
	480 165	

Start-Set

4 single-sided foils à 5 m
(black, red, green, blue)

480 563

Start-Set

4 double-sided foils à 5 m
(black, red, green, blue)

480 564

For the foil dispenser for
22 mm and other access-
ories please see page 15



Articulating Silk 80µ

High quality natural silk. A medium fine material with progressive colour transfer, for use in the laboratory and dental practice.

- excellent tracing capacity
- extremely supple
- progressive colour transfer



22 mm x 10 m

REF



480 201
480 202
480 203
480 207



80 mm x 10 m

REF

480 211
480 212
480 213
480 217



Shimstock-Foil 8μ

For a precise end check

The Shimstock-Foil is a metal foil without a colour coating.

When the teeth are in normal occlusion, this foil can be pulled through the ground-in contacts. If a muscle tonus exists, the foil is held back.



8 mm x 5 m

REF

480 180

Occlusion Spray



Okklutop

For checking approximal contact points and on interior surfaces of crowns and bridges, in the lab.

- extremely fine grain
- the colour is sprayed uniformly
- the special nozzle pipe allows precise spraying even in small areas
- good markings on gold, ceramic and plastic teeth
- even small contact points can be identified
- no irritation of the respiratory tract
- can be easily removed with water or alcohol



Can (75 ml)

REF



480 410

480 411



Ghm-Spray

The Ghm-Spray is ideal for use in the crown and bridge technique in the lab. It is available in a practical 100 ml spray can.


- precise application through use of nozzle pipe
- can be easily removed with water or alcohol



Can (100ml)

REF

- 480 402
- 480 403
- 480 407



Clamping Tweezers

Precise tweezers are a must when working with super thin foils.
All tweezers can be autoclaved.

Miller tweezers

straight

①

REF
480 610

bent

②

480 612

Double-fork

for the lab

③

480 613

double-fork clamping tweezers for dental laboratories (with an off-set handle to ensure that the incisal pin of the articulator is not an obstacle).

for the practice

④

480 614

double-fork tweezers for work in the dental surgery are folded when placed into the patients mouth, then opened with one hand for the full arch test.

Tweezers

for Articulating Paper

5 pcs

⑤

480 640



Foil Dispenser

- for 22 mm rolls
- transparent
- with integrated cutter

REF

480 620

Join two or more dispensers with the Dispenser-Holder or Connector.



Foil-Dispenser-Holder

Plexiglass, attractive design

	REF
for 2 Dispensers	480 632
for 3	480 633
for 4	480 634

Connector

a practical alternative
to hold 2, 3 or 4
dispensers together

	REF
	480 624

Notes

Notes

Coltène/Whaledent AG

Feldwiesenstrasse 20
9450 Altstätten / Switzerland
Tel +41 71 757 5300
Fax +41 71 757 5301
info.ch@coltene.com

Coltène/Whaledent GmbH + Co. KG

Raiffeisenstraße 30
89129 Langenau / Germany
Tel +49 7345 805 0
Fax +49 7345 805 201
info.de@coltene.com

Coltène/Whaledent Inc.

235 Ascot Parkway
Cuyahoga Falls, Ohio 44223 / USA
Tel +1 330 916 8800
Fax +1 330 916 7077
info.us@coltene.com

Coltène/Whaledent Ltd.

The President Suite
Kendal House, Burgess Hill, Victoria Way
West Sussex, RH15 9NF / U.K.
Tel +44 1444 235486
Fax +44 1444 870640
info.uk@coltene.com

www.coltene.com

All HANEL Products are available through your dental dealer

Your dealer