

MIS® | SEVEN®  
Proven Success Meets Enhanced Stability

MIS®

## Proven Success Meets Enhanced Stability

Predictability is one of the major factors that influences the daily work of dentists. Sometimes, despite having years of experience and good clinical skills, it's almost impossible to predict the outcome for a patient.

The biological stability and predictable esthetics of the SEVEN, combined with an extensive research and development process have given the SEVEN a potential advantage in soft tissue preservation and growth as well as an array of restorative benefits.

The combination of its unique features is designed to provide the dentist with higher predictability, better esthetic results and bone preservation.



### High initial stability

The SEVEN's root-shaped geometry and unique threads are designed to enable excellent primary stability, offering the ultimate choice for a wide range of clinical cases. This allows for a simpler and faster implant placement.



### Bone preservation

The SEVEN implant now incorporates the platform-switching design concept. Implants with a platform-switched configuration have been shown to exhibit less bone loss when compared to non-platform-switched implants, which may lead to soft tissue preservation and growth. The straight neck, combined with the compatible final drill, may lead to crestal bone preservation. Micro-rings on the neck of the implant are designed to facilitate an increase in bone to implant contact (BIC). This design concept may reduce pressure on the cortical bone and has been reported to be associated with less crestal bone loss when compared with other implant design features.



### Esthetics

The SEVEN now includes a variety of concave emergence profile abutments which, as scientific research has proven, when combined with platform switching, may increase soft tissue volume. Gold shaded prosthetics enable less reflection of the component through the gingiva.



### Safety

Each SEVEN implant is supplied with a single-use final drill corresponding to the correct diameter and length, allowing for a short and safe drilling procedure. The dome-shaped apex prevents over-insertion for safer implant placement.



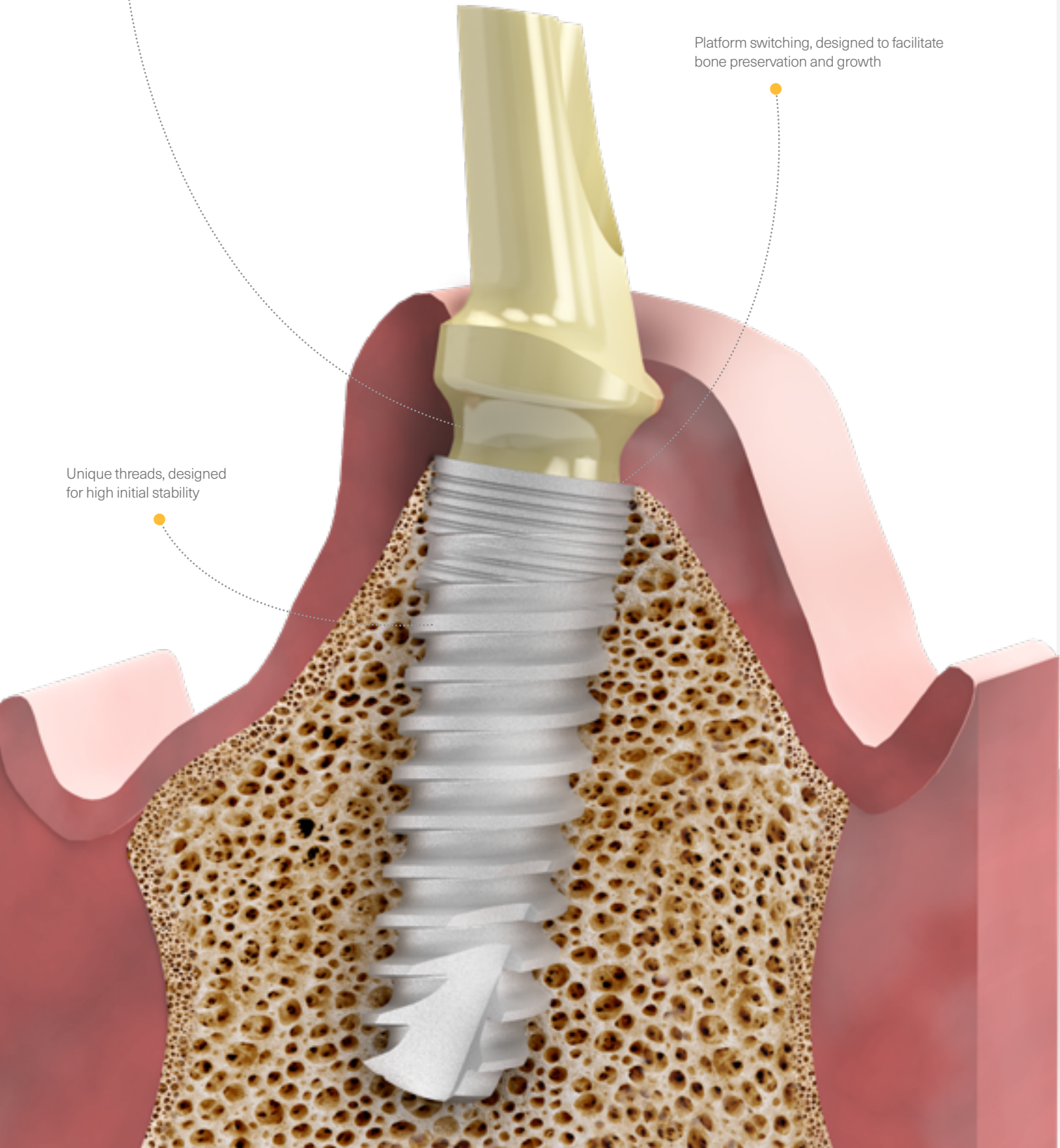
### Clinical success

The surface roughness and micro-morphology of all MIS implants, is a result of sand-blasting and acid-etching. This MIS established surface technology has provided millions of patients with excellent osseointegration results and long-lasting clinical success, and is backed by years of research and supporting data.

Concave abutment, engineered for favorable esthetic outcome

Platform switching, designed to facilitate bone preservation and growth

Unique threads, designed for high initial stability



## Implant Range

The SEVEN is offered in an expansive range of sizes and lengths with three color coded platforms: Narrow, Standard, and Wide.

| D/L     | 6mm       | 8mm       | 10mm      | 11.50mm   | 13mm      | 16mm      |
|---------|-----------|-----------|-----------|-----------|-----------|-----------|
| Ø3.30mm |           |           | MF7-10330 | MF7-11330 | MF7-13330 | MF7-16330 |
| Ø3.75mm |           | MF7-08375 | MF7-10375 | MF7-11375 | MF7-13375 | MF7-16375 |
| Ø4.20mm | MF7-06420 | MF7-08420 | MF7-10420 | MF7-11420 | MF7-13420 | MF7-16420 |
| Ø5mm    | MF7-06500 | MF7-08500 | MF7-10500 | MF7-11500 | MF7-13500 | MF7-16500 |
| Ø6mm    | MF7-06600 | MF7-08600 | MF7-10600 | MF7-11600 | MF7-13600 |           |

## Predictable Esthetics

The SEVEN includes a variety of concave emergence profile abutments which, as scientific research has proven, when combined with platform switching, may increase soft tissue volume. Gold shaded prosthetics enable less reflection of the component through the gingiva.



Healing Cap

Impression Coping

Temporary

Cemented / Screw-retained /  
CAD-CAM

## Surgical Kit

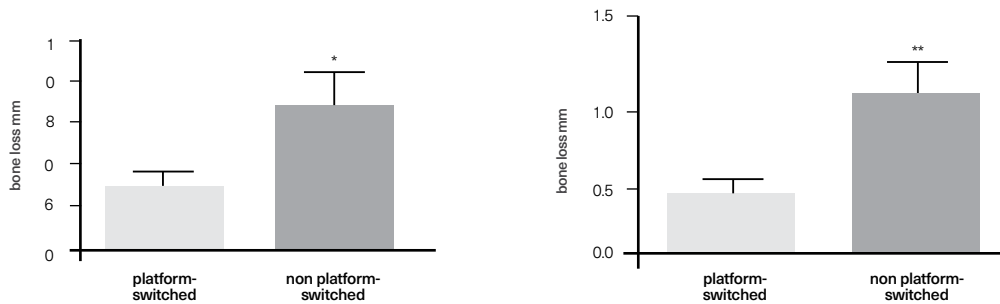
The innovative SEVEN Surgical Kit, is designed for simple and safe implant placement procedures. The kit presents a novel ergonomic design that follows the surgical drilling sequence. In addition, the kit includes a set of length-based pilot drills and color-coded visual cues of both implant diameter and restorative platforms.



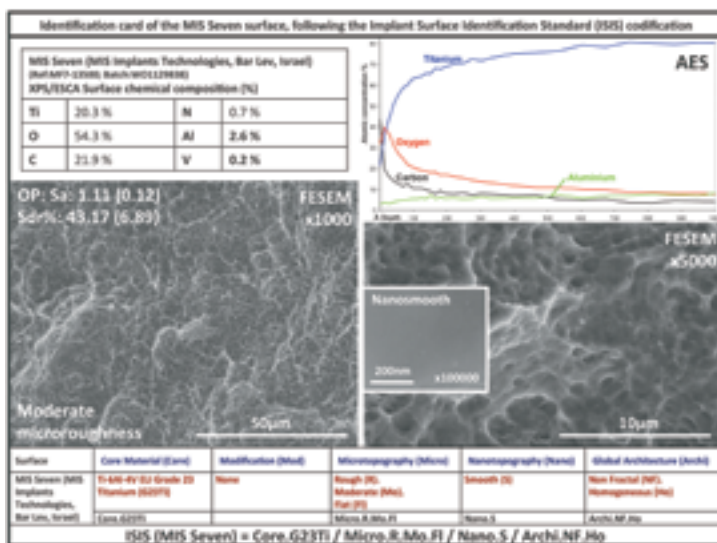
# Research

## Platform Switching

The present study confirms that the platform-switching concept can minimize marginal bone loss over a 1-year period, in agreement with a previous trial and recent meta-analysis. Specifically, average marginal bone loss around non-platform-switched implants (0.78 mm mesially and 0.90 mm distally) was more than twice the average marginal bone loss around platform-switched implants (0.30 mm mesially and 0.38 mm distally).



Significantly less bone loss was seen around platform-switched implants (left) at the time of insertion of the definitive prosthesis and (right) after 1 year of function. Data is presented as means  $\pm$  standard errors of the mean; statistical analyses were performed using two-tailed t tests for unpaired comparisons. \*P < .05, \*\*P < .01.



### EDI Journal - 1/2015:

"Surface analysis of sterile-packaged implants", 65 different implant systems from 37 manufacturers and ten countries examined by (SEM). MIS implants, C1 and SEVEN, stood out positively without any findings of isolated spots with residue on the implants surface.

### The POSEIDO Journal - 2014 (Volume 2):

"Identification card and codification of the chemical and morphological characteristics of 62 dental implant surfaces". Identification card of the MIS SEVEN implant, titanium grade 5 ELI, grade 23: "No pollution or chemical modification was detected."

MIS can guarantee that our implant surfaces uphold the highest standards of surface quality with a 99.8 -100% pure Titanium Oxide surface, as well as the validation of full coverage by sand blasting and acid etching. These surface

treatments help eliminate various surface contaminants while increasing the implant surface area, generating a hydrophilic surface with micro and nanostructures for optimum osseointegration.

