

# *elite dental stones*



***Technical***  
*Dental Stones*

**Zhermack**   
Dental



### Elite Master

Type 4 extra hard resin reinforced dental die stone for fixed prosthesis and implantology



### Elite Stone

Type 4 dental die stone for models in removable prosthesis



### Elite Rock

Type 4 extra hard dental die stone for fixed prosthesis



### Elite Base

Type 4 dental stone for bases



### Elite Model

Type 3 dental stone for antagonists and models in general



### Elite Ortho

Type 3 stone for orthodontic models



### Elite Arti

Type 3 articulating dental stone

# *elite dental stones*

## ZHERMACK INTERNAL PRODUCTION

The **ELITE** range of stones are entirely formulated and produced within Italy Zhermack's production facilities.

**With full control of all productive processes**, from the selection of raw materials to the realization of the finished product.

A decade of experience in the formulation of stones, guarantees the highest quality standards.

## CONTINUOUS INNOVATION

Innovation is the inspiring principle of every **ZHERMACK** project.

New frontiers of scientific research and the collaboration with technicians have allowed

**ZHERMACK** researchers to develop **unique, cutting edge products** like new

**ELITE MASTER**. A stone that has exclusive characteristics including a resin filler which gives the finished product a **compact, marble-like finish**.

## COMPLETE RANGE

The **ELITE** range of dental stones is amongst the broadest on the market. For every product there is a **vast selection of colours** and different packaging as **ZHERMACK** stones are able to meet **all the requirements of a laboratory**.

# *elite dental stones*


The ELITE stones are compatible with different impression materials available on the market, including polyethers and hydrocolloids, and are formulated to obtain the best performance with ZHERMACK impression materials.

Dental stones produced by ZHERMACK are distinguished in type 3 and type 4.

## type 3

The **type 3** stones are defined as **hard stones for models** and have an enhanced resistance to compression and abrasion.

These stones are used for **antagonist models, study models, articulators** and **flasking of dentures**.



Elite **Model**  
Elite **Model Fast**



Elite **Arti**  
Elite **Arti Fast**



Elite **Ortho**

## type 4

The **type 4 stones** are defined as **extra hard stones for dies** characterized by **enhanced hardness** and **low expansion**.

They must have high resistance to compression and abrasion. They are used mainly in the preparation of **dies for fixed prosthesis, chrome models,** and making **bases**.

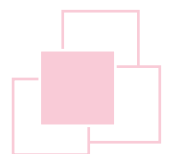
Elite **Master**



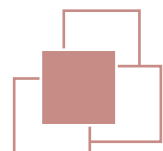
Elite **Rock**  
Elite **Rock Fast**



Elite **Stone**



Elite **Base**





# Elite Master

- ☐ **Type 4 extra hard resin reinforced** dental die stone for fixed prosthesis and implantology

## The new benchmark for master models



DESERT SAND



SANDY BROWN



SOFT GREY



COLOURS

## APPLICATIONS

Production of **models** and **removable dies** in **fixed prosthesis**, removable prosthesis and implantology.

## ADVANTAGES

- The resin particles **inside the formulation** provide high **elasticity and splintering resistance** for an **optimal chamfering**
- The **resin particles** reduce water absorption guaranteeing the **accuracy of the model**
- **Operator safety** due to a formaldehyde free formula
- **Low expansion**, even after 48 hours



Thanks to its special formulation that is optimised for **CAD/CAM** systems, the models in **desert sand, sandy brown and soft grey** colours are perfectly detected by all **modern laser and optical scanners**.


## TECHNICAL DATA

Water/powder ratio	21 ml/100g
Removal time	45 mins
Setting expansion 2 hrs	0.08%
Compressive strength 48 hrs	75 MPa (765 kg/cm <sup>2</sup> )

# Elite Rock

□ **Type 4 extra hard** dental die stone for fixed prosthesis

**A perfect balance between thixotropy and fluidity**



SANDY BROWN



CREAM



SILVER GREY



LIGHT AMBER



WHITE



COLOURS



## APPLICATIONS

Production of **models** and **removable dies** in fixed and removable prosthesis.

## ADVANTAGES

- **Simplified mixing** and **balanced thixotropy**
- The **high compressive strength** guarantees reduced abrasion and **higher precision** of the model
- **Low expansion**, even after 48 hours



Thanks to its special formulation that is optimised for **CAD/CAM** systems, the models in **silver grey** colour are perfectly detected by all **modern laser and optical scanners**.

## TECHNICAL DATA


Water/powder ratio	20 ml/100 g
Removal time	45 mins
Setting expansion 2 hrs	0.08 %
Compressive strength 48 hrs	81 MPa (826 kg/cm <sup>2</sup> )

# Elite Rock Fast



□ **Type 4 extra hard fast** dental die stone for fixed prosthesis

## Precision and speed without compromise



SANDY BROWN



CREAM



SILVER GREY



COLOURS



## APPLICATIONS

Faster production of **models** and **dies** for fixed and removable prosthesis.

## ADVANTAGES

- **Fast casting** of the model in only 25 mins maintaining an **adequate working time**
- **Simplified mixing** and **balanced thixotropy**
- The **high compressive strength** guarantees reduced abrasion and **higher precision** of the model
- **Low expansion**, even after 48 hours



Thanks to its special formulation that is optimised for **CAD/CAM** systems, the models in **silver grey** colour are perfectly detected by all **modern laser and optical scanners**.

## TECHNICAL DATA

Water/powder ratio	20 ml/100 g
Removal time	25 mins
Setting expansion 2 hrs	0.08 %
Compressive strength 48 hrs	81 MPa (826 kg/cm <sup>2</sup> )

# Elite Stone

□ **Type 4 dental die stone** for models in removable prosthesis

## Pure resistance



PINK



NAVY BLUE




BROWN



AQUA GREEN



COLOURS



## APPLICATIONS

Production of **models for chromes, removable prosthesis** and **antagonists**.

## ADVANTAGES

- **Thixotropic**
- **Improved compressive strength** and to thermal shock
- **Low expansion**, even after 48 hours

## TECHNICAL DATA

Water/powder ratio	25 ml/100 g
Removal time	45 mins
Setting expansion 2 hrs	0.08 %
Compressive strength 48 hrs	60 MPa (612 kg/cm <sup>2</sup> )



# Elite Base

□ **Type 4 dental** stone for bases

## Optimal fluidity



TERRACOTTA RED



ROYAL BLUE



PEACH ORANGE



GREY



WHITE



COLOURS



## APPLICATIONS

Production of bases for **models** in the **removable die** technique.

## ADVANTAGES

- **Optimized expansion** for combined use with type 4 stones for dies, in particular with **Elite Rock, Elite Rock Fast, Elite Master**
- **Fluidity and perfect casting** without vibration
- **Optimal compressive strength** for an unaltered positioning of the pins inside the base


## TECHNICAL DATA

Water/powder ratio	23 ml/100 g
VICAT Setting time	18 mins
Setting expansion 2 hrs	0.05 %
Compressive strength 48 hrs	83 MPa (846 kg/cm <sup>2</sup> )

# Elite Model

- ☐ **Type 3 dental stone** for antagonists and models in general

**Thixotropic if needed**



STEEL BLUE



IVORY



WHITE



COLOURS



## APPLICATIONS

Production of **models in general**, **antagonists** and **flasking of removable prosthesis**.

## ADVANTAGES

- **Thixotropic**
- **Optimal compressive strength**
- **Extreme versatility** due to its superior characteristics compared to other stones of the same class

## TECHNICAL DATA

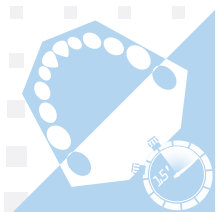
Water/powder ratio	30 ml/100 g
Removal time	45 mins
Setting expansion 2 hrs	0.04 %
Compressive strength 48 hrs	62 MPa (632 kg/cm <sup>2</sup> )

# Elite Model Fast



□ **Type 3 fast dental** stone for antagonists and models in general

## The fastest setting stone for antagonists



SKY BLUE



LIGHT CREAM



WHITE



COLOURS



## APPLICATIONS

Quick production of **general models, antagonists and flasking of removable prosthesis.**

## ADVANTAGES

- **Fast casting** of the model in only 15 mins maintaining an adequate working time
- **Thixotropic**
- **Optimal compressive strenght**
- **Extreme versatility** due to its superior characteristics compared to other stones of the same class

## TECHNICAL DATA

Water/powder ratio	30 ml/100 g
Removal time	15 mins
Setting expansion 2 hrs	0.1 %
Compressive strength 48 hrs	65 MPa (662 kg/cm <sup>2</sup> )

# Elite Arti

□ **Type 3 articulating** dental stone

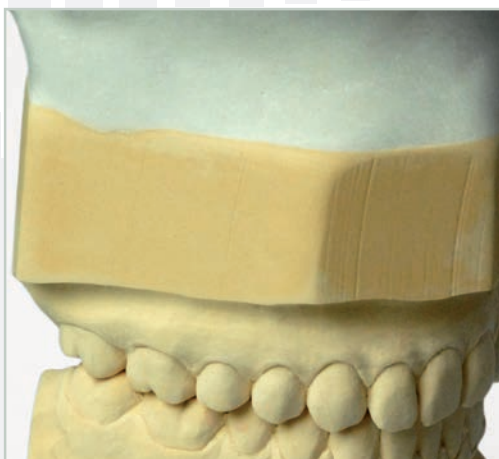
## Total adhesion



WHITE



COLOURS



## APPLICATIONS

Mounting of **models for articulation**.

## ADVANTAGES

- **Perfect adhesion 25% higher than all competitors\***, to all dental stones, in particular to **Elite Base, Elite Model and Elite Stone**
- **Minimal expansion** to maintain the occlusion unaltered
- **Thixotropic** to simplify the positioning of the articulator

## TECHNICAL DATA

Water/powder ratio	30 ml/100 g
VICAT Setting time	5 mins
Expansion after 2 hrs	0.02 %
Resistance to compression after 48 hrs	59 MPa (602 kg/cm <sup>2</sup> )

\*Zhermack internal data




# Elite Arti Fast



□ **Type 3 fast setting** articulating dental stone

## Maximum adhesion and fast setting



WHITE

COLOURS

## APPLICATIONS

Fast mounting of **models for articulation**.

## ADVANTAGES

- **Fast setting** of models in articulators in only 3 mins
- **Perfect adhesion 25% higher than all competitors\***, to all dental stones, in particular to **Elite Base, Elite Model and Elite Stone**
- **Minimal expansion** to maintain the occlusion unaltered
- **Thixotropic** to simplify the positioning of the articulator

## TECHNICAL DATA

Water/powder ratio	30 ml/100 g
VICAT Setting time	3 mins
Expansion after 2 hrs	0.02 %
Compressive strength 48 hrs	59 MPa (602 kg/cm <sup>2</sup> )

\*Zhermack internal data

**Zhermack**  
Dental

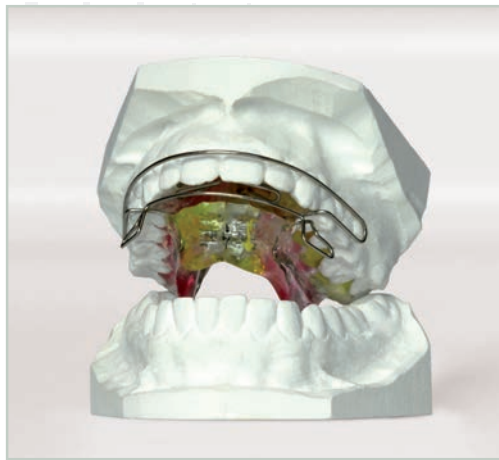
# Elite Ortho

□ **Type 3 stone** for orthodontic models

## The shine of whiteness



COLOURS



## APPLICATIONS

Production of **models** for **orthodontics** and **antagonists**.

## ADVANTAGES

- **Whiteness with a glossy effect** after polishing
- **Thixotropic**
- **Optimal compressive strength**

## TECHNICAL DATA

Water/powder ratio	24 ml/100 g
Removal time	45 mins
Setting expansion 2 hrs	0.04 %
Compressive strength 48 hrs	60 MPa (612 kg/cm <sup>2</sup> )

## Packaging

	200 g	1 kg	3 kg	25 Kg sack	25 Kg drum
<b>ELITE MASTER</b>					
desert sand	-	C410401	C410402	-	-
sandy brown	-	-	C410410	-	-
soft grey	-	-	C410406	-	-
<b>ELITE ROCK</b>					
sandy brown	-	C410032	C410030	C410200	C410334
cream	-	-	C410020	C410201	C410332
silver grey	-	-	C410010	C410202	C410330
light amber	-	-	C410035	-	C410335
white	-	C410002	C410000	C410204	C410336
<b>ELITE ROCK FAST</b>					
sandy brown	-	C410151	C410150	C410205	C410337
cream	-	-	C410160	C410207	C410339
silver grey	-	-	C410155	C410206	C410338
<b>ELITE STONE</b>					
pink	-	-	C410048	C410214	C410315
navy blue	-	-	C410050	-	C410310
brown	-	-	C410040	C410211	C410312
aqua green	-	-	C410043	-	C410313
<b>ELITE BASE</b>					
terracotta red	-	-	C410448	-	-
royal blue	-	-	C410437	-	-
peach orange	-	-	C410433	-	-
grey	-	-	C410440	-	-
white	-	-	C410444	-	-
<b>ELITE MODEL</b>					
steel blue	-	C410071	C410070	C410221	C410302
ivory	-	C410081	C410080	C410220	C410304
white	-	-	C410060	C410222	C410300
<b>ELITE MODEL FAST</b>					
sky blue	-	-	C410065	C410224	C410306
light cream	-	-	C410067	C410226	C410308
white	-	C410064	C410063	C410228	C410309
<b>ELITE ARTI</b>					
white	-	C410101	C410100	C410240	C410350
<b>ELITE ARTI FAST</b>					
white	-	C410106	C410105	C410241	C410351
<b>ELITE ORTHO</b>					
white	-	C410091	C410090	C410230	C410320

## Accessories

<b>C300992</b>	Rubber bowl
<b>C300991</b>	Spatula
<b>XR0250840</b>	Water dispenser
<b>C410461</b>	Measuring scoop
<b>C400441 GYPSTRAY</b>	1 container 3 l neutral pH cleaning agent for removing dental gypsum from trays, resin prothesis and instruments

## Equipment

<b>C305120 ELITE MIX</b>	Vacuum mixer for gypsums and investments 230 V
<b>C305125 ELITE MIX</b>	Vacuum mixer for gypsums and investments 115 V

# elite dental stones



## BRANCHES

**GERMANY**  
**Zhermack GmbH Deutschland**  
Öhlmühle 10 - D-49448 Marl

T +49 (0) 54 43 / 20 33 - 0  
F +49 (0) 54 43 / 20 33 - 11  
info@zhermack.de  
www.zhermack.de

**POLAND**  
**Zhermapol Sp. z o.o.**  
ul. Augustówka 14  
02 - 981 Warszawa - Polska

T +48 22 858 82 72  
+48 22 292 71 17  
F +48 22 642 07 14  
biuro@zhermack.com  
www.zhermapol.pl

**USA**  
**Zhermack Inc.**  
P.O. Box 4195, River Edge  
New Jersey 07661 - 4195

T +1 (877) 819 6206  
+1 (732) 389 8540  
F +1 (732) 389 8543  
info@zhermackusa.com  
www.zhermackusa.com

**Zhermack S.p.A.** | Via Bovazecchino, 100 | 45021 Badia Polesine (RO) ITALY  
T +39 0425 597611 | F +39 0425 53596 | info@zhermack.com | www.zhermack.com

**Zhermack**