

Cementation Solutions

RelyX™ U200

Self-Adhesive Resin Cement



The strong bond
you can rely on

3M ESPE

RelyX™ U200 – strength we put trust in

Increased product performance, easier mixing: RelyX™ U200 Self-adhesive Resin Cement.

RelyX U200 is the newest generation of the world's most clinically proven self-adhesive resin cement. Enjoy enhanced product performance: excellent bond strength to dentin, enamel and restorations plus long term stability and high color retention.

Moreover, RelyX U200 offers improved mixing through new technology. Added to this is an incredible ease of use: as a one-step solution, RelyX U200 spares any pre-treatment steps like etching, priming and bonding. In a nut-shell, it provides all you can wish for.

"Super simple, fast and secure; super adhesion; wide range of indications." Dr. Peggy Wolter, Germany



for identical RelyX™ Unicem 2 Automix



for first generation RelyX™ Unicem
www.dentaladvisor.com

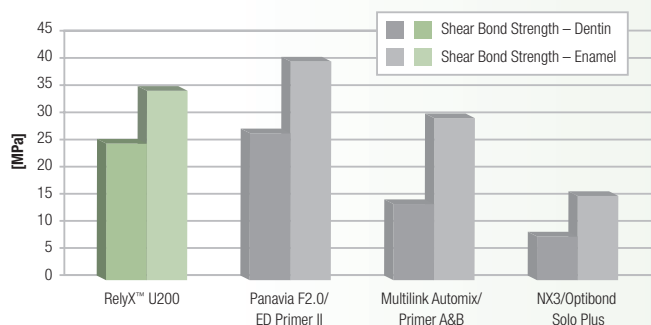


www.dentaltown.com

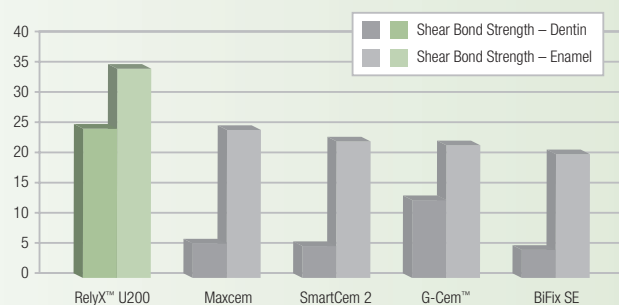
Excellent bond strength.

You can rely on the performance of RelyX U200 cement more than ever: compared to other self-adhesive resin cements, RelyX U200 shows the best adhesion – on both dentin and enamel. Next to traditional multi-step adhesive resin cements, RelyX U200's bond strength is comparable – and not requiring a bonding system. Patients will benefit from a long-lasting and secure restoration.

Bond Strength in comparison to multistep adhesive resin cements



Bond strength in comparison to other self-adhesive resin cements



Shear bond strength (IC) of RelyX™ U200 to tooth in comparison to multistep adhesive resin cements, used with their recommended bonding system, and self-adhesive resin cements.

Source: 3M ESPE internal data

	before	after
RelyX™ U200		
Maxcem Elite™		
SmartCem® 2		
G-Cem™		

Test specimen after 3 days immersed in coffee at 36°C.
Source: 3M ESPE internal data (tested color shades: A2 or yellow)

High color stability for natural esthetics.

Patients will enjoy the high color stability of RelyX U200. Compared to other leading products, it clearly shows the least amount of discoloration after 3 days in a coffee solution.

RelyX™ U200 – simplicity at work

RelyX U200 – cementation can be so easy.



Self-adhesive

- Excellent results without any tooth pre-treatment
- Saves time compared to multistep resin cements

Easy-to-use Clicker™ delivery system

- Very easy mixing and handling due to optimized rheology plus reliable 1:1 dosing
- Flexible dosing
- Very cost effective due to no need of additional devices or mixing tips
- Time saving due to simultaneous dosing
- Very little material waste

Easy-to-use automix syringe

- Comfortable handling
- Optimal consistency for dispensing and seating
- A great choice of tips allows always easy application of paste directly into the cavity
- Low risk of air bubbles and voids

Indications:

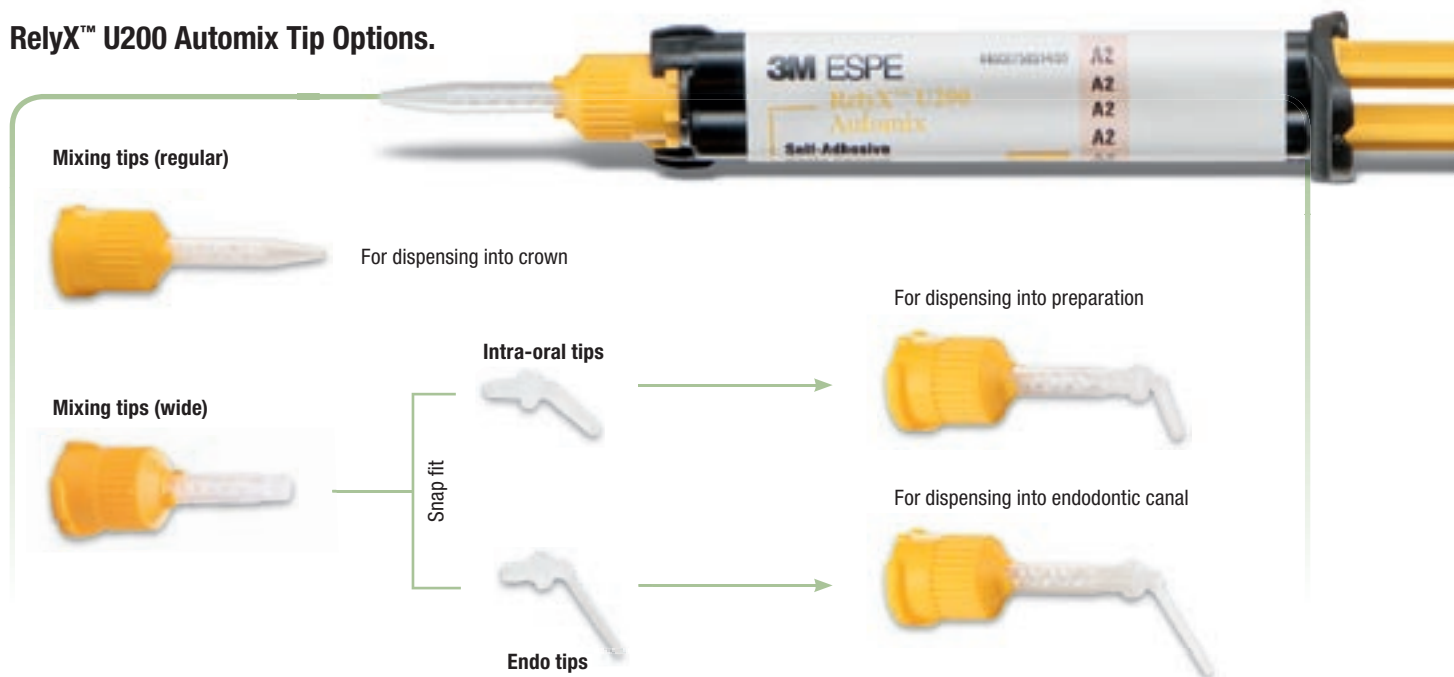
RelyX U200 cement is indicated for the permanent cementation of

- All-ceramic, composite, or metal inlays, onlays, crowns and bridges
- Posts and screws
- 2- or 3-unit Maryland bridges
- 3-unit inlay/onlay bridges
- All-ceramic, composite, or metal restorations to implant abutments

Additional features at a glance:







- Moisture-tolerant
- Dual-cure
- Very easy removal of excess
- Low post-operative sensitivity
- Excellent mechanical properties

RelyX™ U200 Automix Tip Options.



Step by step to a perfect cementation

Comparison of cementing steps for a high strength all-ceramic restoration.

Cementing Steps	Typical total-etch resin cement system	Cementation with RelyX™ U200
1. Initial situation: Provisional restoration removed and prepared tooth cleaned.		
2. Apply rubber dam. Optional for RelyX™ U200.		
3. Etch with a phosphoric acid etching gel.		not needed
4. Thoroughly rinse with water.		not needed
5. Dry with gentle air stream.		not needed
6. Apply primer with a disposable applicator and rub in thoroughly.		not needed
7. Dry with gentle air stream.		not needed
8. Apply adhesive with a disposable applicator and rub in thoroughly.		not needed
9. Lightly thin or air dry adhesive evenly with an air stream.		not needed

Cementing Steps	Typical total-etch resin cement system	Cementation with RelyX™ U200
10. Light cure adhesive if indicated.		not needed
11. Sandblast inner surface of the crown, clean and dry it.		
12. Condition inner surface with zirconia primer.		not needed
13. Dispense cement onto mixing pad. if hand-mix		
14. Dispense second component onto mixing pad. if hand-mix		not needed
15. Mix cement.		
16. Apply cement to the prepared restoration or the prepared tooth.		
17. Place the restoration, light cure or self cure (tack cure if preferred), remove excess.		
18. Final situation: Adhesively cemented ceramic crown.		



**Simplicity
powered by
performance**

Ordering Information

Item No. Product Information

RelyX™ U200 Clicker™

- 56877 RelyX™ U200 Clicker™ – Color shade Translucent:**
1 clicker™ dispenser (11 g), 1 mixing pad
- 56878 RelyX™ U200 Clicker™ – Color shade A2 Universal:**
1 clicker™ dispenser (11 g), 1 mixing pad
- 56879 RelyX™ U200 Clicker™ – Color shade A3 Opaque:**
1 clicker™ dispenser (11 g), 1 mixing pad

RelyX™ U200 Automix – Syringe

- 56897 RelyX™ U200 Automix – Color shade Translucent:**
1 × 5 ml automix syringe (8.5 g), 10 × Mixing tips (regular),
5 × Mixing tips (wide) & Endo tips
- 56895 RelyX™ U200 Automix – Color shade A2 Universal:**
1 × 5 ml automix syringe (8.5 g), 10 × Mixing tips (regular),
5 × Mixing tips (wide) & Endo tips
- 56896 RelyX™ U200 Automix – Color shade A3 Opaque:**
1 × 5 ml automix syringe (8.5 g), 10 × Mixing tips (regular),
5 × Mixing tips (wide) & Endo tips

Item No. Product Information

RelyX™ Fiber Post/RelyX™ U200 Automix – Starter Kit

- 56911 RelyX™ Fiber Post/RelyX™ U200 Automix – Color shade A2 Universal:**
1 × 5 ml automix syringe (8.5 g), 5 × Mixing tips (regular),
10 × Mixing tips (wide) & Endo tips, 5 × Mixing tips (wide) &
Intra-oral tips, 1 Fiber Post refill (5 pcs) size 0, 1 Fiber Post refill
(5 pcs) size 1, 1 Fiber Post refill (5 pcs) size 2, 1 Fiber Post
refill (5 pcs) size 3, 1 drill size 0, 1 drill size 1, 1 drill size 2,
1 drill size 3, 1 drill size Universal

RelyX™ U200 Automix – Mixing Tip Refills

- 56913 RelyX™ U200 Automix Mixing Tips (regular):**
30 Mixing tips (regular)
- 56914 RelyX™ U200 Automix Mixing Tips (wide) & Endo Tips:**
15 Mixing tips (wide) & Endo tips
- 56917 RelyX™ U200 Automix Mixing Tips (wide) & Intra-Oral Tips:** 15 Mixing tips (wide) & Intra-oral tips

3M ESPE

3M ESPE AG
ESPE Platz
82229 Seefeld · Germany
E-Mail: info3mespe@mmm.com
Internet: www.3MESPE.com

3M, ESPE, Clicker and RelyX are
trademarks of 3M or 3M ESPE AG.

G-Cem, Maxcem Elite and SmartCem are
not trademarks of 3M or 3M ESPE AG.

© 3M 2011. All rights reserved.

XX (XX.2011)